

**FOXX**  
EQUIPMENT COMPANY

**2023**

[WWW.FOXXEQUIPMENT.COM](http://WWW.FOXXEQUIPMENT.COM)

DEDICATED TO THE MANUFACTURE AND DISTRIBUTION OF BEVERAGE DISPENSING EQUIPMENT SINCE 1956



**WHOLESALE ONLY**

**FAMILY OWNED AND OPERATED**

**FOR ALL YOUR DISPENSING NEEDS**





Dear Foxx Customer

This is our 68th year in participating in the success of YOU, our beverage dispensing customers! We have always listened to you about your needs and requirements for parts and equipment. In response to your requests, we have once again added several new items and worked diligently to control our costs and pass the savings along to you, our loyal customers.

We are pleased to present to you our new full color catalog, packed with several new pages and chock-full of new items. As always, we continue to improve the overall flow of the catalog to aid our customers in easily finding the products they are searching for.

We are excited about the success of our new website. This website will supply you with greatly improved search and shopping functions that are less cumbersome and more user-friendly. We will continue to add more functions to our website as time progresses.

Ford Maurer, President

# NEW

## BREWERY SUCTION & DELIVERY HOSE ASSEMBLIES

Now stocking 1", 1.5", 2" TRI-CLOVER compatible (page 251)

## BREWERY WASH DOWN HOSE ASSEMBLIES

Now stocking with garden hose fittings & optional sprayers (page 251)



OPTIONAL  
HEAVY-DUTY  
PROFESSIONAL  
SPRAYERS





**CO<sub>2</sub> Cylinders and Accessories ..... 2-11**

Changeovers (automatic & manual)	Cylinder Carry Handles	Cylinder Labeling
CO <sub>2</sub> Alarms	Cylinder Storage / Transport Racks	Cylinder Thread Protection
Cylinders (CO <sub>2</sub> and N <sub>2</sub> )	Cylinder Mounting Brackets	Cylinder Valves (CO <sub>2</sub> and N <sub>2</sub> )

**Soda Related Products ..... 12-69**

Bag N' Box Products	Ice Chests	Soda / Water Fountain
Carbonation Testers	Pre-Mix Dispensers	Soda Valves
Carbonator Motors	Procon Rotary Vane Pumps	Syrup Pumps
Carbonators & Accessories	Product Tanks, Parts & Accessories	Syrup Separators
Disconnects (plastic & stainless steel)	Refractometers	Thermometers
Dispensers (soda / ice drink)	Regulators / Air Distributors	Wunder-Bar Bar Guns

**Water Related Products ..... 70-77**

Bottled Water Pump	Faucets	Water Boosters Systems I Pumps
Copper Tubing	Filtration Systems & Cartridges	Water Pressure Regulators
Dispensers & Glass Fillers	Saddle Valves	

**Tubing and Clamps ..... 78-86**

Clamps (All types)	Tapes (duct, foil, marking & vinyl)	Tubings (all types & brands)
Foam Tube Insulation	Tools (hose cutters & clamp pincers)	Tubing (beverage bundles)

**Fittings and Ball Valves ..... 87-107**

Brass Fittings	Push-In Tube Fittings	Stainless Steel Fittings
Plastic Fittings (including PEX)	Quick Disconnects (Colder Products)	Valves (ball & needle)

**Refrigeration Related Products ..... 108-112**

Access Valves, Driers & Copper Tubing	Compressors (universal)	Refrigeration Service Equipment
Agitator Motors & Blades	Condensation Removal Equipment	Submersible Agitator Pumps
Cold Controls (replacement & portable)	Condenser Fan Motors	Thermometers

**Vending and Security Products ..... 113**

Cleaning Cards (bill / credit card readers)	Pocket Multi-Tester (volts, amps, ohms)	Vending Machine Locks (fits T-handles)
Heat Gun (professional)	Padlocks (keyed alike for security control)	

**Material Handling and Tools ..... 114-122**

Glass Washing Equipment	Hand Trucks (for general use)	Storage Satchels & Organizers
Hand Trucks (for cylinders)	Hand Trucks (for vending equipment)	Tools (hand tools for general use)

**Chemicals and Cleaning Products ..... 123-136**

Brushes (faucet & direct draw cleaning)	Gloves (Nitrile)	Line Cleaning Equipment
Chemicals (line cleaning, sanitizers, & more)	Insecticide Spray	Lubricants (sprays)
Degreasers		

**Wine and Coffee Related Products ..... 137-143**

Faucets & Shanks	Keg Couplers	Regulators (N <sub>2</sub> )
Fittings & Connections	Liquor Dispensing Equipment	Towers & Columns

**Perlick Quick Chill Products ..... 148-152**

Power Paks (Glycol Chillers)	Power Paks Accessories	Power Pak Replacement Parts
------------------------------	------------------------	-----------------------------

**Beer Related Products ..... 144-250**

Air Compressors	Cold Plates & Stainless Steel Coils	Insect Control Products
Air Distributors	Columns & Towers	Keg Couplers
Beer Engines	Dispensers (portable & countertop)	Kegs & Keg Management
Beer Pumps & Accessories	Drains & Rinsers	Motors
Beverage-Air Equipment	Faucets, Handles & Accessories	Picnic Pumps & Special Event
Blenders (for gases)	Fittings & Connections	Refractometers
Blowers, Brackets & Accessories	Flash Chillers & Chill Plates	Regulators, Panels
Cask Conditioned Beer Equipment	Foam Preventers	Shanks
Changeovers for CO <sub>2</sub> Tanks	Glycol Chillers, Trunklines & Glycol	Tubings, Clamps & Accessories

**Brewery Related Products ..... 251-263**

Brewery Hose & Wash-Down Hose	Gloves (rewers & Nitrile)	Sample Valves & Proofing Coil
Brushes (cleaning)	Silicone Tubings (high temperature)	Tri-Clover Compatible Fittings & Valves

**Home Brew Related Products ..... 264-269**

Bottle Fillers	Filtration Products	Product Tanks & Insulation Jackets
Chemicals	Home Brew Kegging Kits	Refrigerator Conversion Kits
Disconnects	Hydrometers	Stir Bars





# CO<sub>2</sub> Cylinders



Produced from high strength aluminum alloy 6061-T6. Includes a Sherwood brand GV series valve.

**REGULATION AND INSPECTION:** All seamless aluminum alloy compressed gas cylinders are manufactured in accordance with U.S. DOT 3AL and TC 3ALM requirements. Every cylinder is inspected and tested by a DOT and TC authorized independent inspection agency.

**NOTE:** Cylinders have D.O.T. approval to be filled with several gases including NITROGEN, BLENDED GAS, etc. Check with your local filler or welding supply. Fillable up to 1800 PSI



## CO<sub>2</sub> Cylinders – Aluminum 1800 PSI working pressure

**NOTE:** Filled cylinders require a HAZARDOUS MATERIALS fee by UPS

Catalog No	Cylinder Size	Max Fill	Carry Handle	Empty or Filled	Diameter	Overall Height	Overall Weight	100+	50+	25+	10+	Each
01F05-101	2-1/2 lb.	2-1/2 lb.	No	Empty	4-1/4"	13-1/2"	4.3 lbs	\$	\$	\$	\$	\$
01F05-102	2-1/2 lb.	2-1/2 lb.	No	Filled	4-1/4"	13-1/2"	6.8 lbs	\$	\$	\$	\$	\$
01F05-103	5 lb.	5 lb.	No	Empty	5-1/4"	17-3/8"	7.5 lbs	\$	\$	\$	\$	\$
01F05-104	5 lb.	5 lb.	No	Filled	5-1/4"	17-3/8"	12.5 lbs	\$	\$	\$	\$	\$
01F05-105	10 lb.	10 lb.	No	Empty	6-3/4"	19-3/4"	13.7 lbs	\$	\$	\$	\$	\$
01F05-110	10 lb.	10 lb.	Yes	Empty	6-3/4"	19-3/4"	14.2 lbs	\$	\$	\$	\$	\$
01F05-113	20 lb.	20 lb.	No	Empty	8"	26-1/4"	25 lbs	\$	\$	\$	\$	\$
01F05-106	20 lb.	20 lb.	Yes	Empty	8"	26-1/4"	25.5 lbs	\$	\$	\$	\$	\$
01F05-108	50 lb.	50 lb.	Yes	Empty	8-5/8"	50-1/2"	50.5 lbs	\$	\$	\$	\$	\$

## Nitrogen Cylinders – Aluminum 1800 PSI working pressure

01F05-114	2-1/2 lb.	7.2 cu.ft.	No	Empty	4-1/4"	13-1/2"	4.3 lbs	\$	\$	\$	\$	\$
01F05-115	5 lb.	14.5 cu.ft.	No	Empty	5-1/4"	17-3/8"	7.5 lbs	\$	\$	\$	\$	\$
01F05-119	10 lb.	29 cu.ft.	No	Empty	6-3/4"	19-3/4"	13.7 lbs	\$	\$	\$	\$	\$
01F05-118	10 lb.	29 cu.ft.	Yes	Empty	6-3/4"	19-3/4"	14.2 lbs	\$	\$	\$	\$	\$
01F05-117	20 lb.	57.6 cu.ft.	No	Empty	8"	26-1/4"	25 lbs	\$	\$	\$	\$	\$
01F05-116	20 lb.	57.6 cu.ft.	Yes	Empty	8"	26-1/4"	25.5 lbs	\$	\$	\$	\$	\$
01F05-122	50 lb.	144 cu.ft.	Yes	Empty	8-5/8"	50-1/2"	50.5 lbs	\$	\$	\$	\$	\$

NOTE: Brand of cylinders stocked may vary depending upon cost and availability. Pallet pricing available on orders shipped direct from the manufacturer. Contact your representative for details.

## Painting and Stamping FOR EASY IDENTIFICATION



**DOME ONLY PAINT (specify color) \$**  
**ENTIRE CYLINDER PAINT (specify color)**  
 2.5 lb. & 5 lb. cylinders . . . . . \$0.00  
 10 lb. & 20 lb. cylinders . . . . . \$0.00  
 50 lb. cylinders . . . . . \$0.00

### STAMPING



USE ANY COMBINATION OF LETTERS AND NUMBERS

SAFETY COLORS: Yellow, blue, red, green, orange (other colors available upon request)

¢ PER EACH





# Carbon Dioxide Gas Detector and Alarm System

**CO<sub>2</sub> ALARMS HELP TO PREVENT ASPHYXIATION AND DEATH WHERE CO<sub>2</sub> IS USED OR STORED**

## CO<sub>2</sub> Hand Held Gas Detector

**FOR USE BY  
SERVICE PERSONNEL  
WHEN DEALING  
WITH EQUIPMENT  
USING CO<sub>2</sub> IN  
CONFINED AREAS**



**MEETS  
STATE & LOCAL  
MUNICIPALITY  
INSPECTION  
CODES**

**CONNECT UP TO  
3 REMOTE UNITS  
FOR MULTIPLE  
ENTRYWAYS**

**DESIGNED TO  
SPOT CHECK CO<sub>2</sub> LEVELS**

- Measures CO<sub>2</sub> levels in PPM
- Measures temperature in F or C
- Easy calibration in fresh air
- Large easy-to-read LCD display
- Audible alarm
- CO<sub>2</sub> Accuracy: ± 50ppm, or 5% of reading (0~5,000 ppm)
- Includes: Lithium-ion batteries, SD card 16G for data logging, USB charger, manual

## CO<sub>2</sub> Storage Safety 3 Alarm



**EASY  
TO INSTALL**

- 3 alarm settings and relays to insure code compliance
- New, faster responding sensor uses latest NDIR technology
- Display indicates the current CO<sub>2</sub> level and temperature
- Meets OSHA, IFC and NFPA code requirements for CO<sub>2</sub> alarms in restaurants, bars, breweries, etc.
- Has both audible and visual alarms
- Can easily connect warning lights and battery backup (sold separately)

02C02-200 **\$\$**

02C02-110 **\$\$**

## Carry Handles for Aluminum Cylinders

**PROTECTS THE VALVE AND AIDS IN THE TRANSPORTATION OF THE CYLINDER**



**SNAP RING PLIERS — SEE PAGE 7**



FITS: **Kidde**

FITS: **CATALINA CYLINDERS**

FITS: **Luxfer**

FITS: **Luxfer**

Ref.#	Catalog No.	Description	50+	25+	Each
1	02F05-101	Kidde Handle Premium (w/snap ring)	\$	\$	\$
2	02F05-301	Kidde Handle Economy (no snap ring)	\$	\$	\$
3	02F05-107	Catalina Handle Premium (w/snap ring)	\$	\$	\$
4	02F05-307	Catalina Handle Economy (no snap ring)	\$	\$	\$
5	02F05-110	Luxfer Handle Premium (no snap ring)	\$	\$	\$

Ref.#	Catalog No.	Description	50+	25+	Each
6	02F05-310	Luxfer Handle Economy (no snap ring)	\$	\$	\$
7	02F05-115	Luxfer Cylinder Cap (threaded)	\$	\$	\$
8	02F05-112	Luxfer Adapter Ring (threaded)	\$	\$	\$
9	02F05-102	Kidde Snap Ring	\$	\$	\$
10	02F05-108	Catalina Snap Ring	\$	\$	\$
11	02F05-111	Luxfer Snap Ring	\$	\$	\$

**KIDDE NECK = 2-3/16" diameter · LUXFER NECK = 2-3/8" diameter · CATALINA NECK = 2-5/8" diameter**



# THE ELIMINATOR

**AUTOMATIC CYLINDER CHANGEOVER VALVE – THE ONE THAT ACTUALLY WORKS AND WORKS AND...**

**COMPLETELY AUTOMATIC • NON-ELECTRIC • FOOLPROOF • EASY TO INSTALL**

## HOW THE ELIMINATOR WORKS!

**1** BOTH CYLINDERS FULL. RIGHT SIDE IN USE.

**2** RIGHT CYLINDER EMPTIES. LEFT SIDE IN USE.

**3** GAS SUPPLIER REPLACES EMPTY CYLINDER.

**4** BOTH CYLINDERS FULL. LEFT SIDE IN USE.

**5** LEFT CYLINDER EMPTIES. RIGHT SIDE IN USE.

**6** GAS SUPPLIER REPLACES EMPTY CYLINDER.



**AVAILABLE CONNECTION MODELS**

2 tank • 4 tank • 6 tank • 8 tank

**20 YEAR MFG. WARRANTY**

**INCLUDES:** Changeover valve, 4' high pressure hoses with tank connections

(Outgoing regulator sold separately)

### FOR CO<sub>2</sub> TANKS

Catalog No.	Description	Each
02A03-112	2 Tank Changeover	\$
02A03-114	4 Tank Changeover (pictured)	\$
02A03-116	6 Tank Changeover	\$
02A03-118	8 Tank Changeover	\$

### FOR NITROGEN TANKS

Catalog No.	Description	Each
02A03-212	2 Tank Changeover	\$
02A03-214	4 Tank Changeover (pictured)	\$
02A03-216	6 Tank Changeover	\$
02A03-218	8 Tank Changeover	\$

## 20 lb. Cylinder Storage / Transportation Racks

- Meets the DOT Code of Federal Regulations for safe and efficient storage and transportation of compressed gases
- Rigid welded frames constructed of heavy gauge, zinc plated steel tubing
- Racks are forkliftable from front or side and are stackable
- Racks are shipped direct from the manufacturer only



### 16-Cylinder Stackable Model

Overall dimensions 36"D x 37"W x 36"H

Overall empty rack weight 152 lbs.

**02C04-100**

4+ \$\$\$ 2+ \$\$ Ea. \$\$







# INFINITY™ Auto Changeover Valves

UNIT SENSES WHEN A CYLINDER BECOMES DEPLETED AND AUTOMATICALLY SWITCHES TO A FULL CYLINDER

**COMPLETELY AUTOMATIC · FIELD EXPANDABLE · COMPETITIVELY PRICED**



CO<sub>2</sub> Cylinder and Accessories

**WORKS WITH CO<sub>2</sub> OR NITROGEN TANKS**

**Priority Select™ feature allows user to designate which bank of cylinders to begin service with.**

Complete system includes: automatic changeover valve, HP hoses and required fittings. Quick and easy to install and use. Ensures a continuous supply of gas through peak sales times.

**REQUIRES AN OUTGOING PRIMARY REGULATOR FOR USE – SOLD SEPERATELTLY**

FOR CO <sub>2</sub> TANKS		
Catalog No.	Description	Each
02S03-200	2 Tank Changeover	\$
02S03-201	4 Tank Changeover	\$
02S03-202	6 Tank Changeover	\$

FOR NITROGEN TANKS		
Catalog No.	Description	Each
02S03-300	2 Tank Changeover	\$
02S03-301	4 Tank Changeover	\$
02S03-302	6 Tank Changeover	\$

## Additional Items



Ref.#	Catalog No.	Description	Each
1	02S03-102	4' HP Hose, 1/4" MPT x CO <sub>2</sub> Conn.	\$
1	02S03-103	4' HP Hose, 1/4" MPT x N <sub>2</sub> Conn.	\$
2	04C03-500	90° Elbow, 1/4" MPT x 1/4" FPT (S/S)	\$

Ref.#	Catalog No.	Description	Each
3	04C03-501	Tee, 1/4" MPT x 1/4" FPT x 1/4" FPT (S/S)	\$
4	09A06-212	Check Valve, 1/4" FPT x 1/4" MPT (S/S)	\$
5	02S03-101	Mounting Bracket w/Hardware	\$

# Manual CO<sub>2</sub> and N<sub>2</sub> Cylinder Changeovers

AN AFFORDABLE ALTERNATIVE TO AUTOMATIC CHANGEOVERS




22" Overall length




REGULATOR ATTACHES HERE

Catalog No.	Description	6+	3+	Each
02D03-111	CO <sub>2</sub> Single Hose Changeover	\$	\$	\$
02D03-114	N <sub>2</sub> Single Hose Changeover	\$	\$	\$



N<sub>2</sub> Connection



37" Overall length

REGULATOR ATTACHES HERE

Catalog No.	Description	6+	3+	Each
02D03-112	CO <sub>2</sub> Double Hose Changeover	\$	\$	\$
02D03-115	N <sub>2</sub> Double Hose Changeover	\$	\$	\$

Additional price breaks available on most items. Login to your website account or contact your sales representative for pricing.

## Low Pressure Changeover Valve

SWITCH CYLINDERS WITHOUT SERVICE INTERRUPTION

LOW COST ALTERNATIVE TO HIGH PRESSURE AND AUTO CHANGEOVERS



Connect valve to the low pressure outlets of two regulators via beverage tubing and 1/4" MFL fittings

02C03-289

50+ \$

25+ \$ \$ 10+ \$ \$

Ea. \$ \$



02S03-289

50+ \$

25+ \$ \$ 10+ \$ \$

Ea. \$ \$



## 6' High Pressure Regulator to Cylinder Hose

FOR WALL MOUNTING REGULATOR

One end connects directly to cylinder and the other end directly to 1/4" FPT inlet on regulator. Allows 6' for adjustable wall mounting.

Additional price breaks available

Catalog No.	Description	Each
03G07-311	Right Hand Thread	\$
03D03-199	Left Hand Thread	\$



RATED FOR 2,750 PSI

AVAILABLE IN RIGHT OR LEFT HAND THREAD CONNECTIONS

## 6' Blowout Cleaning Hose

Attaches directly to CO<sub>2</sub> cylinder. Blows dirt out of refrigeration condensers in seconds.

CAUTION: TURN ON CO<sub>2</sub> SLOWLY!



Catalog No.	Description	25+	10+	Each
02D03-141	Blowout Hose 6'	\$	\$	\$
04E04-391	Fitting Only	\$	-	\$



Denver 800-525-2484



WARNING  
CANCER AND REPRODUCTIVE HARM-  
WWW.P65WARNINGS.CA.GOV

Prices subject to change without notice



# Steel Cylinder Accessories

CO<sub>2</sub> Cylinders and Accessories



### Conversion Kit

Everything you need to adapt a carry handle to a steel cylinder.

02D03-108

100+ **\$**

50+ **\$\$** 25+ **\$\$**

10+ **\$\$** Ea. **\$\$**



### Carry Handle Adapter Ring Only

Allows steel cylinders to accept a Luxfer carry handle

1-7/8" ID x 2-3/8" OD

02A01-102

100+ **\$**

50+ **\$\$** 25+ **\$\$**

10+ **\$\$** Ea. **\$\$**



### Tank Boot

Fits 20 lb. round bottom steel cylinders that are 8" in diameter

02J05-150


100+ **\$**

50+ **\$\$** 25+ **\$\$**


10+ **\$\$** Ea. **\$\$**

# CO<sub>2</sub> Wrenches and Snap Ring Pliers

**BEST SELLER**




①



②



INCLUDES RETAINER PIN



③



**VERY DURABLE**

**ADDITIONAL VOLUME PRICE BREAKS AVAILABLE**

ACCESS YOUR WEBSITE ACCOUNT FOR CONTACT YOUR SALES REPRESENTATIVE FOR MORE INFORMATION

Ref.#	Catalog No.	Description	50+	25+	Each
1	20K08-104	Metal CO <sub>2</sub> Wrench (Offset)	\$	\$	\$
2	20K08-103	Metal CO <sub>2</sub> Wrench (Flat)	\$	\$	\$
3	20K08-105	Plastic CO <sub>2</sub> Wrench with Pin	\$	\$	\$
Ref.#	Catalog No.	Description	6+	3+	Each
4	20R09-101	Snap Ring Plier (90° tips)	\$	\$	\$



PERFECT FOR REMOVING / INSTALLING EXTERNAL CYLINDER SNAP RINGS

SPRING LOADED HANDLE FOR EASY, ONE-HANDED OPERATION

## CO<sub>2</sub> Thread Compatible Fittings

.825-14 NGO RH

Ref.#	Catalog No.	Description	100+	50+	25+	Each
1	04E04-391	Swivel Set, CO <sub>2</sub> x 1/4" Barb	\$	\$	\$	\$
2	04C03-101	Tailpiece, 1/4" Barb	\$	\$	\$	\$
3	04E04-458	CO <sub>2</sub> Nut Only (Plated Brass)	\$	\$	\$	\$
4	04E04-120	Female CO <sub>2</sub> x 1/4" MFL	\$	\$	\$	\$
5	04E04-392	Male CO <sub>2</sub> x 1/4" Barb	\$	\$	\$	\$
6	04C03-177	Male CO <sub>2</sub> x 3/8" Barb	\$	\$	\$	\$
7	05C03-102	Male CO <sub>2</sub> x 1/4" MPT	\$	\$	\$	\$
8	02H06-294	CO <sub>2</sub> Washer Nylon	\$	-	-	\$



THIN EDGE HOLDS WASHER IN PLACE

# Gas Cylinder Brackets

HEAVY DUTY 11 GAUGE STEEL • DURABLE POWDER COAT FINISH • STEEL REINFORCED VINYL EDGE GUARDING PROVIDES EXTRA GRIP AND HELPS PREVENT DAMAGE TO CYLINDERS • MOUNTS TO MOST FLAT SURFACES STRAPS ARE 1-1/2" WIDE X 54" LONG WITH A STEEL CINCH BUCKLE RATED AT 1100 PSI



2" H x 4" W x 37" L

20F05-103 (TRIPLE)

6+ **\$**\$ 3+ \$\$ Ea. \$\$



2" H x 4" W x 24" L

20F05-102 (DOUBLE)

6+ **\$**\$ 3+ \$\$ Ea. \$\$



2" H x 4" W x 8" L

20F05-101 (SINGLE)

6+ **\$**\$ 3+ \$\$ Ea. \$\$

20F05-105 Replacement Strap

6+ \$  
3+ \$  
Ea. \$\$

Mount anywhere at any height. The cylinder is supported by the base.

20F05-104 (SINGLE WITH BASE)

6+ **\$**\$ 3+ \$\$ Ea. \$\$

FOR 5LB / 10LB / 20LB CYLINDERS



8-1/2" W x 8-3/4" D x 18-1/2" H and 3" lip on the base



## SELECTO SCIENTIFIC CO<sub>2</sub> / Water Purification System

REMOVES ANY RESIDUAL TASTE AND ODOR FROM WATER SUPPLY AND CO<sub>2</sub> GAS

NOTE: This is labeled for "Water" but can be used for CO<sub>2</sub> purification

**SPECIFIED TO:**

- Provide 100% 0.5-1 micron solid particulate reduction
- Provide 100% oil aerosols and vapor reduction at 61 mg/m<sup>3</sup>
- Increase carbonation

Flow Rate: 160 SCFM  
Pressure Drop: 8 psi @ 160 SCFM @ 100 psi  
Min./Max. Pressure: 40–100 psi  
Min./Max. temp.: 40°–100° F  
Inlet/Outlet Size: 3/4" FPT

09S03-100

**\$**\$

Replacement Cartridge 09S03-101 \$\$



# Quick-Fill CO<sub>2</sub> Connectors

ADD TO END OF FILL HOSE FOR EASY CONNECTION TO CO<sub>2</sub> TANKS WITHOUT A WRENCH  
EXTENDED LENGTH ALLOWS EASY CONNECTION ON TANKS WITH A CARRY HANDLE

## 02C06-101

2-1/2" diameter grip wheel  
Female CGA320 to Male CGA320

Male CGA320 can be removed to have 1/4" MPT

3+ **\$\$** Ea. **\$\$**



CO<sub>2</sub> Cylinders and Accessories

## 02H08-111

ABC Permanent O-ring

300+ **\$\$** 100+ **\$\$**  
25+ **\$\$** Ea. **\$\$**



## 04C07-116

Stainless steel ball valve  
1000 psi working pressure.  
1/4 turn, full port

**\$\$**

1/4" FPT x 1/4" FPT



Add an in-line shutoff to the quick-fill connector

## Thread Protectors ALL PRICES PER 1,000

Fits all CO<sub>2</sub> tank valves. Eliminates cap and chain. Protects threads & holds washer.

Ref.#	Catalog No.	Description	10,000+	5,000+	2,500+	1,000+	500+
1	16H06-289	Thread Protector, Orange	\$	\$	\$	\$	\$



## Pilferage Protectors ALL PRICES PER 1,000

Inexpensive seal. Broken seal indicates use or pilferage. Also provides thread protection.

Ref.#	Catalog No.	Description	11,000+	5,500+	2,500+	1,000+	500+
2	16H06-306	Pilferage Protector, Blue	\$	\$	\$	\$	\$
2	16H06-307	Pilferage Protector, Orange	\$	\$	\$	\$	\$



## Caution Labels (CO<sub>2</sub> & Blended Gas) ALL PRICES PER 1,000

Self-adhesive and durable. 5-1/4" long x 1-3/4" high.

REQUIRED BY U.S. TRANSPORTATION DEPT. FOR INTERSTATE SHIPMENTS.

Ref.#	Catalog No.	Description	4,000+	2,000+	1,000+	500+	250+
3	16H06-293	Caution Label, CO <sub>2</sub>	\$	\$	\$	\$	\$
3	16H06-686	Above Label with Corp ID	<b>CALL FOR PRICING</b>				
3	16H06-295	Blended Gas (25% CO <sub>2</sub> /75% N <sub>2</sub> )	\$	\$	\$	\$	\$



CAUTION LABEL FOR CO<sub>2</sub>



CAUTION LABEL FOR BLENDED GAS




## CO<sub>2</sub> Tag ("Full/In Use/Empty") ALL PRICES PER 1,000

Perforated beverage stock with mylar reinforced back side.


Ref.#	Catalog No.	Description	6,000+	4,000+	2,000+	1,000+	500+
4	16H06-687	CO <sub>2</sub> Tag (2-3/8" x 5")	\$	\$	\$	\$	\$

## "ABC" O-Ring Conversion Kit

Ref. #	Catalog No.	Description	Each
1-4	20H08-115	Conversion Kit (complete)	\$
1	20H08-105	Grip Wheel (only)	\$
2	02A03-104	Drill Guide (only)	\$
3	20B18-102	Tap Handle & Thread Tap (only)	\$
4	20H08-102	Drill Bit (only)	\$



Allows "ABC" screw-in o-rings to be used on previously non-threaded I.D. valves.





# Sherwood Valves for Aluminum Cylinders

GV SERIES VALVES ARE MANUFACTURED WITH A DURABLE FORGED BRASS BODY AND PRECISELY MACHINED INTERNAL COMPONENTS TO PROVIDE YEARS OF TROUBLE FREE SERVICE



FITS  
2-1/2 LB.  
TANK

02F08-127  
CO<sub>2</sub> .750" UNF  
25+ \$\$  
Ea. \$\$



FITS  
5 TO 50 LB.  
TANKS

02F08-104  
CO<sub>2</sub> 1.125" UNF  
25+ \$\$  
Ea. \$\$



FITS  
5 TO 50 LB.  
TANKS

02F08-124  
N<sub>2</sub> 1.125" UNF  
25+ \$\$  
Ea. \$\$



# Sherwood Valves for Steel Cylinders

GV SERIES VALVES ARE MANUFACTURED WITH A DURABLE FORGED BRASS BODY AND PRECISELY MACHINED INTERNAL COMPONENTS TO PROVIDE YEARS OF TROUBLE FREE SERVICE



02F08-129  
CO<sub>2</sub> .50" NGT  
25+ \$\$  
Ea. \$\$



02F08-128  
CO<sub>2</sub> .750" NGT  
25+ \$\$  
Ea. \$\$

OVERSIZED  
THREAD  
VALVES  
ARE  
AVAILABLE  
UPON  
REQUEST



02F08-130  
CO<sub>2</sub> 1" NGT  
25+ \$\$  
Ea. \$\$



02F08-105  
N<sub>2</sub> .750" NGT  
25+ \$\$  
Ea. \$\$

## Steel Cylinder Valves

## Aluminum Cylinder Valves



Stand valve on proper ring to determine size



Steel Cylinder Size	Thread Size
2-1/2#, 5#, 10#	1/2"
20#, 30#	3/4"
50#	1"


Aluminum Cylinder Size	Thread Size
2-1/2#	.750"
All other CO <sub>2</sub>	1.125"

# Sherwood Valve Replacement Parts



## GV Series CGA320 & CGA580

### Current Model



CO<sub>2</sub> Valve Replacement Parts

Ref. #	Catalog No.	Description	100+	50+	25+	10+	Each	
1	02F08-131	Handwheel Nut	\$	\$	\$	\$	\$	
2	02F08-132	Handwheel (metal)	\$	\$	\$	\$	\$	
3	02F08-133	Bonnet/Stem Assembly	<b>NO LONGER AVAILABLE</b>					
4	02F08-134	Plug/Seat Assembly	<b>NO LONGER AVAILABLE</b>					
5	02F05-114	O-ring (fits 1.125 UNF)	\$	\$	\$	\$	\$	
5	02F05-109	O-ring (fits .750 UNF)	\$	\$	\$	\$	\$	
6	02F08-135	Safety Plug (3000 psi)	\$	\$	\$	\$	\$	
6	02F08-136	Safety Plug (3360 psi)	\$	\$	\$	\$	\$	

Additional price breaks available on most items. Login to your website account or contact your sales representative for pricing.


## Product Tank Jumpers Lines FOR CONNECTING MULTIPLE PRODUCT TANKS IN A SERIES

OVERALL LENGTH 15"

All jumpers assembled using name brand components

1/4" MFL DISCONNECTS  
VERSION PICTURED

One jumper per each additional tank is required



07D03-144  
1/4" Barb Disconnects

25+ \$\$\$  
10+ \$\$ Ea. \$\$

07D03-151  
1/4" MFL Disconnects

25+ \$\$\$  
10+ \$\$ Ea. \$\$

### FITS: BALL-LOCK PLUGS PRICES PER HUNDRED

Catalog No.	Description	1,000+	500+	100+	Each
15H06-295	Black	\$	\$	\$	\$
15H06-296	Blue	\$	\$	\$	\$
15H06-297	Green	\$	\$	\$	\$
15H06-298	Red	\$	\$	\$	\$
15H06-299	Yellow	\$	\$	\$	\$

### FITS: PIN-LOCK PLUGS PRICES PER HUNDRED

Catalog No.	Description	1,000+	500+	100+	Each
15H06-300	Black	\$	\$	\$\$	
15H06-301	Blue	<b>DISCONTINUED</b>		\$\$	
15H06-302	Green	<b>DISCONTINUED</b>		\$\$	
15H06-303	Red	<b>DISCONTINUED</b>		\$\$	
15H06-304	Yellow	<b>DISCONTINUED</b>		\$\$	

## O-Rings for Product Tank Plugs



# A.E.B. Stainless Steel "Ball Lock" Product Tanks

FOR OVER 20 YEARS, A.E.B. HAS BEEN A WORLD LEADER IN THE PRODUCTION OF STAINLESS STEEL PRODUCT TANKS AND KEGS, AND THEY ARE ALSO ISO 9001 CERTIFIED

Product Tanks and Parts



## 5 GALLON (8.5" diameter x 25" height)

15C07-124

50+ **\$\$**  
 25+ \$\$  
 10+ \$\$  
 5+ \$\$  
 Ea. \$\$

15C07-224

50+ **\$\$**  
 25+ \$\$  
 10+ \$\$  
 5+ \$\$  
 Ea. \$\$

## ATTENTION

FOXX NOW OFFERS INCREDIBLE DEALS ON

### MULTI-PALLET ORDERS

(5 gal = 50/pallet; 2.5 & 3 Gal = 80/pallet)

AND

### 20' CONTAINER ORDERS

(MIN. 900 TANKS to MAX. 1,500 TANKS)

(5 gal = 900 tanks; 3 gal = 1,300 tanks;  
 2.5 gal = 1,500 tanks; mixed sizes order = call)

CONTACT YOUR SALES REPRESENTATIVE FOR PRICING AND DETAILS

ALL PRODUCT TANKS ARE INDIVIDUALLY BOXED

- Manufactured of food grade 304 stainless steel
- Sanitary robotic welded seams are uniform and provide a leak-free seal that is free from deposits and debris
- Each tank is etched with A.E.B. logo, "Made in Italy," serial number, part number, mfg. date and NSF logo



PRODUCT TESTING AND CERTIFICATION FOR QUALITY



MADE IN ITALY



**NOTE: Rubber tops are stackable**

## 3 GALLON (8.5" diameter x 16.75" height)

15C07-121

50+ **\$\$**  
 25+ \$\$  
 10+ \$\$  
 5+ \$\$  
 Ea. \$\$

15C07-221

50+ **\$\$**  
 25+ \$\$  
 10+ \$\$  
 5+ \$\$  
 Ea. \$\$

## 2.5 GALLON (8.5" diameter x 14.75" height)

15C07-119

50+ **\$\$**  
 25+ \$\$  
 10+ \$\$  
 5+ \$\$  
 Ea. \$\$

15C07-219

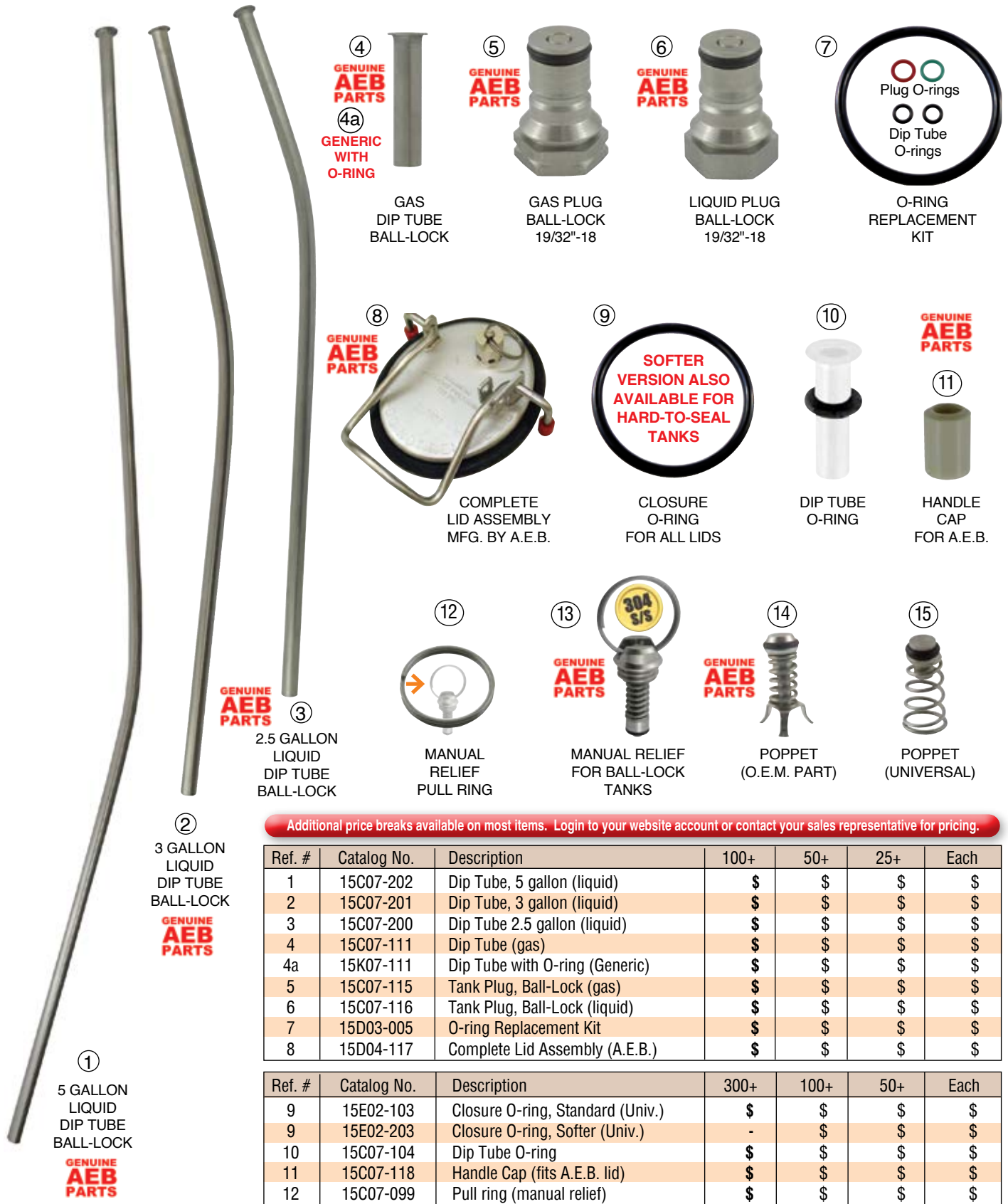
50+ **\$\$**  
 25+ \$\$  
 10+ \$\$  
 5+ \$\$  
 Ea. \$\$





# A.E.B. Product Tank Parts

Product Tanks and Parts



④ **GENUINE AEB PARTS**  
④a **GENERIC WITH O-RING**  
GAS DIP TUBE BALL-LOCK

⑤ **GENUINE AEB PARTS**  
GAS PLUG BALL-LOCK 19/32"-18

⑥ **GENUINE AEB PARTS**  
LIQUID PLUG BALL-LOCK 19/32"-18

⑦ **GENUINE AEB PARTS**  
Plug O-rings  
Dip Tube O-rings  
O-RING REPLACEMENT KIT

⑧ **GENUINE AEB PARTS**  
COMPLETE LID ASSEMBLY MFG. BY A.E.B.

⑨ **GENUINE AEB PARTS**  
SOFTER VERSION ALSO AVAILABLE FOR HARD-TO-SEAL TANKS  
CLOSURE O-RING FOR ALL LIDS

⑩ **GENUINE AEB PARTS**  
DIP TUBE O-RING

⑪ **GENUINE AEB PARTS**  
HANDLE CAP FOR A.E.B.

③ **GENUINE AEB PARTS**  
2.5 GALLON LIQUID DIP TUBE BALL-LOCK

⑫ **GENUINE AEB PARTS**  
MANUAL RELIEF PULL RING

⑬ **GENUINE AEB PARTS**  
MANUAL RELIEF FOR BALL-LOCK TANKS

⑭ **GENUINE AEB PARTS**  
POPPET (O.E.M. PART)

⑮ **GENUINE AEB PARTS**  
POPPET (UNIVERSAL)

② **GENUINE AEB PARTS**  
3 GALLON LIQUID DIP TUBE BALL-LOCK

① **GENUINE AEB PARTS**  
5 GALLON LIQUID DIP TUBE BALL-LOCK

Additional price breaks available on most items. Login to your website account or contact your sales representative for pricing.

Ref. #	Catalog No.	Description	100+	50+	25+	Each
1	15C07-202	Dip Tube, 5 gallon (liquid)	\$	\$	\$	\$
2	15C07-201	Dip Tube, 3 gallon (liquid)	\$	\$	\$	\$
3	15C07-200	Dip Tube 2.5 gallon (liquid)	\$	\$	\$	\$
4	15C07-111	Dip Tube (gas)	\$	\$	\$	\$
4a	15K07-111	Dip Tube with O-ring (Generic)	\$	\$	\$	\$
5	15C07-115	Tank Plug, Ball-Lock (gas)	\$	\$	\$	\$
6	15C07-116	Tank Plug, Ball-Lock (liquid)	\$	\$	\$	\$
7	15D03-005	O-ring Replacement Kit	\$	\$	\$	\$
8	15D04-117	Complete Lid Assembly (A.E.B.)	\$	\$	\$	\$

Ref. #	Catalog No.	Description	300+	100+	50+	Each
9	15E02-103	Closure O-ring, Standard (Univ.)	\$	\$	\$	\$
9	15E02-203	Closure O-ring, Softer (Univ.)	-	\$	\$	\$
10	15C07-104	Dip Tube O-ring	\$	\$	\$	\$
11	15C07-118	Handle Cap (fits A.E.B. lid)	\$	\$	\$	\$
12	15C07-099	Pull ring (manual relief)	\$	\$	\$	\$
13	15C07-100	Manual Relief	\$	\$	\$	\$
14	15C07-101	Poppet (O.E.M. part)	\$	\$	\$	\$
15	15G04-200	Poppet (Universal)	\$	\$	\$	\$

# Cornelius Product Tank Parts

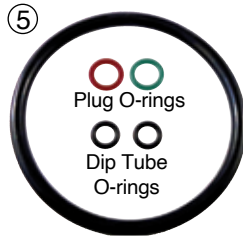
Product Tanks and Parts



CORNELIUS PLUGS ARE NO LONGER AVAILABLE. In order to replace these, you will need to use the A.E.B. Plug and Poppet. Used together, these fit and work with the Cornelius tanks.



COMPLETE LID ASSEMBLY MFG. BY A.E.B.



O-RING REPLACEMENT KIT



GAS DIP TUBE (UNIVERSAL)



CLOSURE O-RING (UNIVERSAL)



DIP TUBE O-RING (UNIVERSAL)



MANUAL RELIEF FOR BALL-LOCK TANKS



AUTO RELIEF FOR PIN-LOCK TANKS



POPPET (CORNELIUS)



POPPET (UNIVERSAL)



HANDLE CAP FOR CORNELIUS LIDS ONLY



MANUAL RELIEF PULL RING



PIN-LOCK 5 GALLON DIP TUBE

Additional price breaks available on most items. Login to your website account or contact your sales representative for pricing.

BALL-LOCK PARTS					PIN-LOCK PARTS				
Ref. #	Catalog No.	50+	25+	Each	Description	Catalog No.	50+	25+	Each
1	15C07-201	\$	\$	\$	Dip tube, 3 gallon (liquid)	15C07-201	\$	\$	\$
2	15C07-129	\$	\$	\$	Dip tube, 5 gallon (Spartan)	15C07-129	\$	\$	\$
3	15C07-202	\$	\$	\$	Dip tube, 5 gallon (liquid)	15C07-152	\$	\$	\$
4	15D04-117	\$	\$	\$	Complete Lid Assembly (A.E.B.)	15D04-117	\$	\$	\$
5	15D03-005	\$	\$	\$	O-ring Replacement Kit	15D03-006	-	-	\$
6	15C07-111	\$	\$	\$	Dip tube (gas) (AEB)	15C07-111	\$	\$	\$
6a	15K07-111	\$	\$	\$	Dip tube with O-ring (gas) (Univ)	15K07-111	\$	\$	\$

Ref. #	Catalog No.	100+	50+	Each	Description	Catalog No.	100+	50+	Each
7	15E02-103	\$	\$	\$	Closure O-ring, Standard (Univ.)	15E02-103	\$	\$	\$
7	15E02-203	\$	\$	\$	Closure O-ring, Softer (Univ.)	15E02-203	\$	\$	\$
8	15C07-104	\$	\$	\$	Dip Tube O-ring	15C07-104	\$	-	\$
9	15C07-100	\$	\$	\$	Relief Valve	15C07-109	-	-	-
10	15C07-105	\$	\$	\$	Poppet (Cornelius)	15C07-105	\$	\$	\$
11	15G04-200	\$	\$	\$	Poppet (Universal)	15G04-200	\$	\$	\$
12	15C07-117	\$	\$	\$	Handle Cap (fits Cornelius lid)	15C07-117	\$	\$	\$
13	15C07-099	\$	\$	\$	Pull Ring (manual relief)	-	-	-	-

# Firestone and John Wood Product Tank Parts

### FITS FIRESTONE MODELS:

Challenger V  
Challenger VI  
Super Challenger

### FITS FIRESTONE MODEL:

Challenger

### FITS JOHN WOOD MODEL:

85


### FITS FIRESTONE MODELS:

A or R

### FITS JOHN WOOD MODELS:

RA or RC

Product Tanks and Parts



1 GAS PLUG BALL-LOCK 9/16"-18



2 LIQUID PLUG BALL-LOCK 10/16"-18

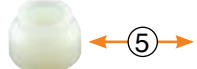
ALL PLUGS INCLUDE POPPET AND O-RING



3 GAS PLUG BALL-LOCK 11/16"-18



4 LIQUID PLUG BALL-LOCK 12/16"-18



5



8 POPPET (FIRESTONE)

OR



9 POPPET (UNIVERSAL)



10 POPPET (FIRESTONE)

OR



9 POPPET (UNIVERSAL)



6 GAS PLUG PIN-LOCK 9/16"-18

SOLD AS A SET



7 LIQUID PLUG PIN-LOCK 9/16"-18

ALL PLUGS INCLUDE POPPET AND O-RING



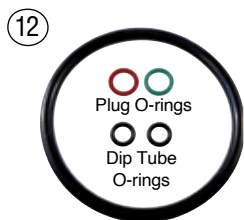
11 FITS PIN-LOCK PLUGS

OR



9 POPPET (UNIVERSAL)

11 POPPET (FIRESTONE)



12 O-RING REPLACEMENT KIT FOR PRODUCT TANKS



13 CLOSURE O-RING FITS ALL LIDS INCLUDING RACE TACK LID



14 DIP TUBE O-RING OR GASKET



15 COMPLETE LID ASSEMBLY DOES NOT REPLACE RACE TRACK STYLE LID



16 GENUINE AEB PARTS  
16a GENERIC WITH O-RING  
16 GAS DIP TUBE (UNIVERSAL)

Additional price breaks available on most items. Login to your website account or contact your sales representative for pricing.

Ref.#	Catalog No.	Description	50+	25+	Each
1	15E04-301	Tank Plug, Ball-Lock (gas)	\$	\$	\$
2	15E04-305	Tank Plug, Ball-Lock (liquid)	\$	\$	\$
Ref.#	Catalog No.	Description	25+	10+	Each
3	15E04-299	Tank Plug, Ball-Lock (gas)	\$	\$	\$
4	15E04-303	Tank Plug, Ball-Lock (liquid)	\$	\$	\$
5	15E04-190	Plastic Insert (only)	\$	\$	\$
Ref.#	Catalog No.	Description	100+	50+	Each
6	15G04-100	Conversion Plug, Ball-Lock (Set)	\$	\$	\$
8	15E04-272	Poppet (Firestone Ball-Lock)	\$	\$	\$
9	15G04-200	Poppet (Universal)	\$	\$	\$
10	15E04-227	Poppet (Firestone Ball-Lock)	\$	\$	\$

Ref.#	Catalog No.	Description	100+	50+	Each
11	15E04-228	Poppet (Firestone Pin-Lock)	\$	\$	\$
12	15D03-005	O-ring Kit (Ball-Lock)	\$	\$	\$
12	15D03-006	O-ring Kit (Pin-Lock)	\$	\$	\$
13	15E02-103	Closure O-ring, Standard (Univ.)	\$	\$	\$
13	15E02-203	Closure O-ring, Softer (Univ.)	\$	\$	\$
14	15D04-121	Dip Tube Gasket (Ball-Lock)	\$	\$	\$
14	15E02-102	Dip Tube O-ring (Pin-Lock)	\$	\$	\$
Ref.#	Catalog No.	Description	50+	25+	Each
15	15D04-117	Complete Lid Assembly (A.E.B)	\$	\$	\$
16	15C07-111	Dip Tube-Gas (AEB)	\$	\$	\$
16a	15K07-111	Dip Tube-Gas w/O-ring (Generic)	\$	\$	\$




# Product Tank Conversion Plugs

REPLACE THE EXISTING PLUGS ON A STAINLESS STEEL PRODUCT TANK WITH CONNECTIONS SHOWN

**Fits Cornelius and A.E.B.**

Ball-Lock or Pin-Lock 19/32"-18 UNF

**Fits Firestone**  
Pin-Lock Tanks



Ref. #	Catalog No.	Description	50+	25+	10+	Each
1	04C03-319	1/4" MPT (Gas & liquid)	\$	\$	\$	\$
2	04C03-321	1/4" MFL (Gas & liquid)	\$	\$	\$	\$

Ref. #	Catalog No.	Description	50+	25+	10+	Each
3	15G04-100	Ball-Lock (set) 9/16"-18	\$	\$	\$	\$

## "Pin Lock" Socket

Designed for quick and easy removal/installation of pin lock plugs.



**3/8" DRIVE** (Ratchet not included)

15E04-205

50+ \$\$

25+ \$\$ 10+ \$\$ Ea. \$\$

## Depressurizer

For pin-lock plugs



15A01-135

Ea. \$\$

## S/S Tank Nipple

Has 19/32"-18 thread and accepts the A.E.B. & Cornelius plugs

**WELD IN PLACE FITTING**

15C07-103

50+ \$\$

25+ \$\$ Ea. \$\$



Requires a 9/16" diameter hole for weld

Additional price breaks available on most items. Login to your website account or contact your sales representative for pricing.

# Adapters for Product Tank Plugs

ALLOWS PLUGS REMOVED FROM PRODUCT TANKS TO BE USED FOR OTHER PURPOSES

**Fits Cornelius and A.E.B.**

Ball-Lock or Pin-Lock Plugs



FEMALE FLARE

MALE PIPE THREAD

**Fits Firestone**

Ball-Lock Plugs



FEMALE FLARE

FEMALE PIPE THREAD

MALE PIPE THREAD

**FITS 15C07-115 & 15C07-116**  
GAS & LIQUID PLUGS USE THE SAME ADAPTER

Catalog No.	Converts to	Each
04C03-317	1/4" FFL (304 S/S)	\$
04C03-365	1/4" MPT (304 S/S)	\$
07E04-383	O-ring (replacement)	\$

**FITS 15E04-301 & 15E04-305**  
GAS & LIQUID PLUGS USE DIFFERENT ADAPTERS

Catalog No.	Converts to	Each
15E04-451	1/4" FFL (gas) <b>LIMITED STOCK</b>	\$
*15E04-450	1/4" FPT (gas)	\$
*15E04-456	1/4" FPT (liquid)	\$

**FITS 15E04-301 & 15E04-305**  
GAS & LIQUID PLUGS USE DIFFERENT ADAPTERS

Catalog No.	Converts to	Each
15E04-449	1/4" MPT (gas) <b>LIMITED STOCK</b>	\$
*15E04-452	3/8" MPT (gas)	\$
07E04-383	O-Ring (replacement)	\$

\* Order O-ring separately



# Economy Stainless Steel Disconnects



**07C04-294** (Gas 1/4" MFL)  
 50+ **\$**  
 25+ **\$** Ea. **\$**

Attach any  
 Swivel Nut & Stem  
 to create  
 a Barbed Version  
 (See page 93)



**07C04-295** (Liquid 1/4" MFL)  
 50+ **\$**  
 25+ **\$** Ea. **\$**

**YOUR  
 BEST  
 VALUE**

Product Tanks Disconnects



## Stainless Steel Disconnects

**Disconnect  
 Check Valve**

1/4" FFL x 1/4" MFL  
**04C03-229**  
**\$**



**BALL LOCK**  
**07E04-294** (Gas 1/4" MFL)  
**07E04-295** (Liquid 1/4" MFL)  
 50+ **\$**  
 25+ **\$** Ea. **\$**



**BALL LOCK**  
**07E04-297** (Gas 1/4" Barb)  
**07E04-298** (Liquid 1/4" Barb)  
 50+ **\$**  
 25+ **\$** Ea. **\$**

Additional price breaks available on most items. Login to your website account or contact your sales representative for pricing.

## Disconnects with Integrated Back Check Valve

**PIN-LOCK**



**BALL-LOCK**



# Plastic Ball-Lock Disconnects

HIGH QUALITY • MADE IN GERMANY / ASSEMBLED IN AMERICA • NSF LISTED

Product Tanks Disconnects



**CMBecker**  
INTERNATIONAL, LLC

1/4" BARB

07C07-138 (GAS-Gray)  
07C07-139 (LIQUID-Blk)

100+ \$\$  
50+ \$\$  
Ea. \$\$



**CMBecker**  
INTERNATIONAL, LLC

3/8" BARB

07C07-165 (GAS-Gray)  
07C07-166 (LIQUID-Blk)

100+ \$\$  
50+ \$\$  
Ea. \$\$



**CMBecker**  
INTERNATIONAL, LLC

1/4" MFL

07C07-115 (GAS-Gray)  
07C07-116 (LIQUID-Blk)

100+ \$\$  
50+ \$\$  
Ea. \$\$

Additional price breaks available on most items. Login to your website account or contact your sales representative for pricing.

# Plastic Pin-Lock Disconnects (Short Version)

HIGH QUALITY • MADE IN GERMANY / ASSEMBLED IN AMERICA • NSF LISTED



**CMBecker**  
INTERNATIONAL, LLC

1/4" BARB

07C07-146 (GAS-Gray)  
07C07-147 (LIQUID-Blk)

100+ \$\$  
50+ \$\$  
Ea. \$\$



**CMBecker**  
INTERNATIONAL, LLC

3/8" BARB

07C07-169 (GAS-Gray)  
07C07-170 (LIQUID-Blk)

100+ \$\$  
50+ \$\$  
Ea. \$\$



**CMBecker**  
INTERNATIONAL, LLC

1/4" MFL

07C07-148 (GAS-Gray)  
07C07-149 (LIQUID-Blk)

100+ \$\$  
50+ \$\$  
Ea. \$\$



# Plastic Pin-Lock Barbed Disconnects (Tall Version)

HIGH QUALITY • MADE IN GERMANY / ASSEMBLED IN AMERICA • NSF LISTED



1/4" BARB

07C07-142 (GAS-Gray)  
07C07-143 (LIQUID-BIK)

100+ \$\$  
50+ \$\$  
Ea. \$\$



3/8" BARB

07C07-167 (GAS-Gray)  
07C07-168 (LIQUID-BIK)

100+ \$\$  
50+ \$\$  
Ea. \$\$



Additional price breaks available on most items. Login to your website account or contact your sales representative for pricing.

# Plastic Pin-Lock Male Flare Disconnects (Tall Version)

HIGH QUALITY • MADE IN GERMANY / ASSEMBLED IN AMERICA • NSF LISTED



1/4" MFL

07C07-144 (GAS-Gray)  
07C07-145 (LIQUID-BIK)

100+ \$\$  
50+ \$\$  
Ea. \$\$



1/2"-16 MFL

07C07-140 (GAS-Gray)  
07C07-141 (LIQUID-BIK)

100+ \$\$  
50+ \$\$  
Ea. \$\$



## CMBecker Plastic Disconnect Parts

Ref. #	Catalog No.	Description	100+	50+	25+	Each
1	07C07-150	Washer, Cap	\$	\$	\$	\$
2	07C07-154	Spring, Poppet	\$	\$	\$	\$
3	07C07-151	Poppet	\$	\$	\$	\$

### BALL-LOCK CAPS

Ref. #	Catalog No.	Description	50+	25+	10+	Each
4	07C07-153	Cap, Gas (gray)	\$	\$	\$	\$
5	07C07-152	Cap, Liquid (black)	\$	\$	\$	\$

### SHORT PIN-LOCK CAPS

Ref. #	Catalog No.	Description	50+	25+	10+	Each
6	07C07-156	Cap, Gas (gray)	\$	\$	\$	\$
7	07C07-155	Cap, Liquid (black)	\$	\$	\$	\$

### TALL PIN-LOCK CAPS

Ref. #	Catalog No.	Description	50+	25+	10+	Each
8	07C07-158	Cap, Gas (gray)	\$	\$	\$	\$
9	07C07-157	Cap, Liquid (black)	\$	\$	\$	\$



Product Tank Disconnects and Replacement Parts

# 5 Gallon Tank Insulator & Ice Blanket

MAINTAIN SERVING TEMPERATURE FOR UP TO 24 HOURS WHEN ICE BLANKET IS USED

Product Tank Accessories



**AMERICAN MADE, USING ONLY THE HIGHEST QUALITY MATERIALS AND WORKMANSHIP TO ENSURE A DURABLE AND RELIABLE PRODUCT.**

Manufactured from neoprene to prevent temperature escape. Has an integrated internal pocket to house the ice blanket. Used together, they will keep product cold for up to 24 hours.

**Tank Insulator**  
15C07-160

5+ \$\$  
Ea. \$\$



**Ice Blanket**  
15C07-170

5+ \$\$  
Ea. \$\$



## Sanitary Caps for Ball-Lock & Pin-Lock Product Tanks



**TAMPER EVIDENT Disposable Caps**  
Sold in bags of 1,000 pcs.  
Factory Carton 5,000 pcs.  
**FOR BALL-LOCK ONLY**

TAMPER EVIDENT CAPS				
Catalog No.	Description	10,000+	5,000+	1,000+
16H06-849	Red, Gas	\$	\$	\$
16H06-850	White, Liquid	\$	\$	\$
16H06-847	Blue, Gas	\$	\$	\$

**PRICED PER 1,000**



**ONE TRIP ONLY Disposable Caps**  
Sold in bags of 1,000 pcs.  
Factory Carton 5,000 pcs.  
**FOR BALL-LOCK OR PIN-LOCK TANKS**

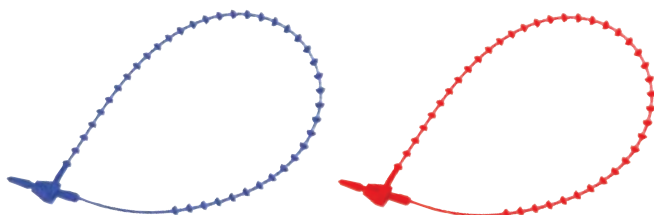
"ONE TRIP ONLY" CAPS				
Catalog No.	Color	10,000+	5,000+	1,000+
16H06-527	Red	\$	\$	\$
16H06-495	Blue	\$	\$	\$
16H06-494	Black	<b>CLOSEOUT</b>	<b>CLOSEOUT</b>	\$
16H06-498	Clear	<b>CLOSEOUT</b>	<b>CLOSEOUT</b>	\$
16H06-538	White	\$	\$	\$
16H06-539	Yellow	<b>CLOSEOUT</b>	<b>CLOSEOUT</b>	\$

Additional price breaks available on most items. Login to your website account or contact your sales representative for pricing.

## Secur-A-Tie® Tamper Evident Fasteners

These 5" ties provide you with lowest unit cost for light duty tamper evident applications.

**PRICED PER 1,000 / sold in bags of 1,000 pcs. Factory carton 5,000 pcs**



Catalog No.	Color	10,000+	5,000+	1,000+
16Z01-102	Blue	\$	\$	\$
16Z01-108	Red	\$	\$	\$



# Bag-In-Box Stackable Flat Racks

HEAVY-DUTY STEEL WITH POWDER-COAT FINISH • SLIDE-IN PUMP BRACKETS • TUBING HOLES



**ASSEMBLES IN SECONDS**

ALL RACKS ARE SHIPPED UNASSEMBLED GREATLY REDUCING SHIPPING COSTS

Catalog No.	Boxes	Width	Depth	Height	12+	8+	4+	Each
15C09-101	1	15"	18"	13-1/2"	\$	\$	\$	\$
15C09-102	2	28"	18"	13-1/2"	\$	\$	\$	\$
15C09-103	3	39"	18"	13-1/2"	\$	\$	\$	\$

Bag-In-Box Products

## Top Pump Mount / Riser

FOR MOUNTING PUMPS ON TOP OF RACKS



OVERALL HEIGHT 23"  
Match the box number for correct width

**ASSEMBLES IN SECONDS**

Catalog No.	Boxes	4+	2+	Each
15C09-352	2	\$	\$	\$
15C09-353	3	\$	\$	\$

## Top Shelf

PERFECT FOR CARBONATOR PLACEMENT



Sizing is the same as racks shown above

**ASSEMBLES IN SECONDS**

Catalog No.	Boxes	4+	2+	Each
15C09-201	1	\$	\$	\$
15C09-202	2	\$	\$	\$
15C09-203	3	\$	\$	\$

Additional price breaks available on most items. Login to your website account or contact your sales representative for pricing.

## Bag-In-Box Accessories

Ref.	Catalog No.	Description	8+	4+	Each
1	14C07-101	Swivel Caster	\$	\$	\$
2	15A01-100	Rack Connector	-	-	\$
3	15A01-102	End Cap	\$	\$	\$
4	15C09-500	Taprite Adapter	\$	\$	\$



Taprite adapter requires 4 each to adapt a rack

## Bag-In-Box Rack Systems

CUSTOM BUILT TO YOUR SPECIFICATIONS

### THINGS WE NEED TO KNOW:

- Which rack and how many to be stacked
- Any additional options to be added
- Brand, type and quantity of syrup pumps
- Type of bag connectors desired
- Brand of secondary regulator desired

### ADDITIONAL OPTIONS

- Top Shelf
- Top Pump Mount
- Casters
- Transfer Valves
- (see pages 23 and 26)

Call Your Sales Representative for a Quote Today!







# Syrup, Juice and Condiment Pumps

DESIGNED FOR DISPENSING BIB SYRUPS, WINES, TEAS, JUICES, MILK AND WATER

Shuts off automatically when bag is empty and restarts with a new bag



GAS OPERATED—RUNS ON CO<sub>2</sub>, NITROGEN, OR COMPRESSED FILTERED AIR.  
Handles 2 fast-flow or 4 regular faucets.  
Complete with auto-sold-out.

## SYRUP PUMPS

Guarantees a steady supply of soda syrup under pressure to a post-mix dispenser valve.

Quick disconnect fittings and snap-on bracket for ease of service.

## JUICE PUMPS

A modified valve design allows the pumping of products containing soft solids up to .025" diameter.

For concentrates that are higher viscosity than soda syrups.

## CONDIMENT PUMPS

A straight-through flow path allows more viscous and particulates to be pumped. Allows particles up to .25" cubed, assuring fewer restrictions.

Catalog No.	Description	Shurflo #	72+	36+	12+	Each
15C07-130	Syrup (1/4" S/S Barb liquid out)	166-296-07	\$	\$	\$	\$
15C07-149	Syrup (3/8" S/S Barb liquid out)	166-296-07	\$	\$	\$	\$
91C07-001	Syrup Service Pump (no fittings or bracket)	166-296-08	\$	\$	\$	\$
15C07-141	Mounting Bracket, Replacement (Snap-On)	94-467-00	\$	\$	\$	\$
<b>HIGH ALTITUDE SYRUP PUMPS (FOR ELEVATIONS ABOVE 5000')</b>						
15C07-180	Syrup (1/4" S/S Barb liquid out)	166-296-50	\$	\$	\$	\$
15C07-189	Syrup (3/8" S/S Barb liquid out)	166-296-50	\$	\$	\$	\$
<b>JUICE PUMP (FOR BLOODY MARY, MARGARITA MIX, ETC.)</b>						
15C07-132	Juice Pump (3/8" Plastic Barb liquid out)	166-296-18	\$	\$	\$	\$



Additional price breaks available on most items. Login to your website account or contact your sales representative for pricing.



# Syrup Pump and Bracket Assemblies

DESIGNED FOR QUICK AND EASY INSTALLATION AND SERVICE

Specify 1/4" or 3/8" syrup outlets – custom assemblies also available



Catalog No.	Description	6+	3+	Each
15D03-115	2 Pump (General beverage)	\$	\$	\$
15D03-116	2 Pump (Coca Cola)	\$	\$	\$
15F09-100	Bracket Only (2 pump)	\$	\$	\$

Catalog No.	Description	6+	3+	Each
15D03-105	3 Pump (General beverage)	\$	\$	\$
15D03-106	3 Pump (Coca Cola)	\$	\$	\$
15F09-101	Bracket Only (3 pump)	\$	\$	\$





# Brix Proportioning Pumps

DESIGNED FOR THE DISPENSING OF SYRUPS, JUICE AND MIX CONCENTRATES

**EASILY ALLOWS CONCENTRATES WITH PULP, STRINGY PULP OR PARTICULATE TO FLOW THROUGH**

The Brix pump is a proportioning device, which pumps two liquids (e.g. water and concentrate) in an exact ratio. The particular ration is determined by the pump design, and is thereby maintained precisely, independent of system flow or pressure changes, with no need to regularly readjust brix at the dispensing valve.

The pump operates on the source pressure of one of the liquids; typically the incoming water, eliminating the need for C02 or electric power.

All brix pumps have a metal mounting bracket, 3-way sanitizing valve, and vacuum shut-off valve (sold out feature) which keeps the system primed when water or syrup flow stops.



**3-Way Sanitizing Valve Included – \$35 Added Value**

Catalog No.	Description	8+	4+	Each
15C07-133	5:1 Proportion	\$	\$	\$
15C07-135	4:1 Proportion	\$	\$	\$
15C07-136	3:1 Proportion	\$	\$	\$

## Sanitizing Valve

To facilitate "in-place" sanitizing of Shurflo Brix pumps. Used regularly, helps provide peak performance and reliability.



**15C07-138**  
25+ <sup>\$</sup>\$  
10+ \$\$ Ea. \$\$


## Transfer Valve

Helps reduce "sold-out" from occurring by automatically switching from empty to full bag. Full bag must be connected prior to running out.



**15C07-134**  
30+ <sup>\$</sup>\$  
15+ \$\$ Ea. \$\$

## Air Fittings for Gas Pumps



## Liquid Fittings for Gas Pumps



**Additional price breaks available on most items. Login to your website account or contact your sales representative for pricing.**

Ref.#	Catalog No.	Description	25+	10+	Each
1	05C07-109	Elbow, 1/4" B (plastic)	\$	\$	\$
2	05C07-108	Elbow, 1/4" B w/shutoff (plastic)	\$	\$	\$
3	05C07-144	Elbow, 1/4" B w/shutoff (brass)	\$	\$	\$
4	05C07-106	Tee, 1/4" B w/shutoff (plastic)	\$	\$	\$
5	05C07-145	Tee, 1/4" B w/shutoff (brass)	\$	\$	\$

Ref.#	Catalog No.	Description	25+	10+	Each
1	04C07-103	Elbow 1/4" B (stainless steel)	\$	\$	\$
1	04C07-104	Elbow 3/8" B (stainless steel)	\$	\$	\$
2	05C07-107	Elbow 3/8" B (plastic)	\$	\$	\$
2	05C07-111	Elbow 1/2" B (plastic)	\$	\$	\$
3	15D03-131	3pc Clip set (1pc GAS & 2pc LIQUID)	\$	\$	\$



# FLOJET® Syrup or Juice & Condiment Pump

DESIGNED FOR DISPENSING BIB SYRUPS, WINES, TEAS, JUICES, MILK AND WATER

SHUTS OFF AUTOMATICALLY WHEN BAG IS EMPTY AND RESTARTS WITH A NEW BAG

Syrup Pumps – Flojet



①  
GAS OPERATED—RUNS ON CO<sub>2</sub>, NITROGEN OR COMPRESSED AIR  
Flow rate - 4 oz. per second  
Service life - up to 40,000 gallons

## SYRUP PUMPS

Designed for dispensing BIB syrups, juices, teas, wines, etc. without pulp or particulate. Quick disconnect fittings and snap-on bracket for ease of service.



②  
GAS OPERATED—RUNS ON CO<sub>2</sub>, NITROGEN OR COMPRESSED AIR  
Flow rate - 7 oz. per second  
Service life - up to 100,000 gallons

## JUICE & CONDIMENT PUMP

Designed for dispensing BIB syrups, juice concentrates and condiments which have pulp particulate or are highly viscous.


Ref	Catalog No.	Description	Flojet #	72+	36+	12+	Each
1	15F01-115	Syrup Pump (1/4" S/S Barb liquid out)	5000-140	\$	\$	\$	\$
1	15F01-215	Syrup Pump (3/8" S/S Barb liquid out)	5000-515	\$	\$	\$	\$
2	15F01-125	Heavy Duty Syrup (1/4" S/S Barb liquid out)	G55-1012	\$	\$	\$	\$
<b>HIGH ALTITUDE SYRUP PUMP (FOR ELEVATIONS ABOVE 3000')</b>							
1	15F01-123	Syrup Pump (1/4" S/S Barb liquid out)	5000-153	\$	\$	\$	\$
<b>JUICE/CONDIMENT PUMP (FOR JUICES WITH PULP OR PARTICULATES AND CONDIMENTS)</b>							
2	15F01-126	Heavy duty Juice Pump (3/8" S/S Barb liquid out)	G-80E022A	\$	\$	\$	\$

Additional price breaks available on most items. Login to your website account or contact your sales representative for pricing.

# FLOJET® Syrup Pump and Bracket Assemblies

DESIGNED FOR QUICK AND EASY INSTALLATION AND SERVICE

SPECIFY 1/4" OR 3/8" SYRUP OUTLETS – CUSTOM ASSEMBLIES ALSO AVAILABLE



Catalog No.	Description	6+	3+	Each
15D03-117	2 Pump (General Beverage)	\$	\$	\$
15D03-118	2 Pump (Coca Cola)	\$	\$	\$
15F09-100	Bracket Only (2 pump)	\$	\$	\$

Catalog No.	Description	6+	3+	Each
15D03-107	3 Pump (Gen Bev)	\$	\$	\$
15D03-108	3 Pump (Coke)	\$	\$	\$
15F09-101	Bracket Only (3 pump)	\$	\$	\$



**FLOJET**<sup>®</sup>

## Electric B-I-B Demand Pump

DESIGNED FOR DISPENSING BIB SYRUPS, WINES, TEAS, JUICES, MILK AND WATER

SHUTS OFF AUTOMATICALLY WHEN BAG IS EMPTY AND RESTARTS WITH A NEW BAG

### FOR APPLICATIONS WHERE CO<sub>2</sub> IS NOT AVAILABLE

- Can pump up to 50' horizontal with a 10' vertical rise
- Unit is self-priming and can run dry for extended periods of time
- Integral check valve maintains uniform pressure at the dispensing valve when pump is not running
- Operating pressure 45 PSI
- Flow Rate - 1 oz. per second



15F01-117

6+ **\$\$**  
3+ **\$\$** Ea. **\$\$**

3/8" Barb fittings

Electric Pumps - Flojet

## Bevjet Compact Beverage Pump

### COMPACT DESIGN ALLOWS MOUNTING IN CONFINED AREAS

- Hose replacement in seconds
- Built-in shut-off, automatically shuts down the unit when the bag is empty
- Unit is self-priming and can run dry for extended periods of time
- Operating pressure 40 PSI
- Flow Rate - 1 GPM



15F01-235

6+ **\$\$**  
3+ **\$\$** Ea. **\$\$**

1/4"OD Push-in fittings

## Duplex II Industrial Demand Pump

### USE AS A CLEANING PUMP OR FOR DISPENSING CHEMICALS

- Santoprene diaphragm is resistant to harsh chemicals and works well with detergents
- Built in back-flow preventer
- Unit is self-priming up to 8' and can run dry for extended periods of time
- Operating pressure 60 PSI
- Flow Rate - 1.6 GPM



15F01-118

6+ **\$\$**  
3+ **\$\$** Ea. **\$\$**

Hard Wire Connection  
3/8" FPT In/Out Ports



3/8" Barbs

## FLOJET® Transfer Valve - Straight Barbs

Automatically change from empty to full bag without interrupting flow  
Yellow label indicates which BIB is "on-line"

Catalog No.	20+	10+	Ea.
15F01-113	\$	\$	\$
<b>HIGH ALTITUDE (FOR ELEVATIONS ABOVE 3,000 FEET)</b>			
15F01-213	\$	\$	\$




3/8" 90° Barbs  
W/Swivel Action

## FLOJET® Transfer Valve - 90° Swivel Barbs

Automatically change from empty to full bag without interrupting flow  
Yellow label indicates which BIB is "on-line"

Catalog No.	20+	10+	Ea.
15F01-112	\$	\$	\$
<b>HIGH ALTITUDE (FOR ELEVATIONS ABOVE 3,000 FEET)</b>			
15F01-212	\$	\$	\$



1/4" Barb

3/8" Barb

## FLOJET® Replacement Auto Shutoff

Automatically shuts off pump when BIB empties  
For use with N5000 and T5000 series pumps

Catalog No.	20+	10+	Ea.
15F01-124	\$	\$	\$
<b>HIGH ALTITUDE (FOR ELEVATIONS ABOVE 3,000 FEET)</b>			
15F01-223	\$	\$	\$

Additional price breaks available on most items. Login to your website account or contact your sales representative for pricing.



### Liquid Fittings for Flojet Gas Pumps

Stainless steel outlets


Catalog No.	Description	50+	25+	10+	Each
12A01-120	Straight 1/4" B	\$	\$	\$	\$
04C03-306	Straight 3/8" B	\$	\$	\$	\$

### Replacement O-rings

Catalog No.	Description	300+	100+	Each
12L01-115	O-ring for liquid fittings	\$	\$	\$
12T07-132	O-ring for air fittings	\$	\$	\$

### Air Fittings - Flojet Gas Pumps

Brass inlets with check valve



Ref.#	Catalog No.	Description	25+	10+	Each
1	12A01-122	Straight 1/4" B	\$	\$	\$
2	15F01-104	Elbow 1/4" B	\$	\$	\$
3	15F01-105	Tee 1/4" B	\$	\$	\$
4	15F01-106	Left Offset 1/4" B	\$	\$	\$
5	15F01-107	Right Offset 1/4" B	\$	\$	\$
6	15F01-108	Tee Offset 1/4" B	\$	\$	\$

# FLOJET® Mounting Brackets for Gas Pumps

DESIGNED FOR USE WITH 5000 AND G SERIES PUMPS – ALSO WORKS WITH SHURFLO

USE INDIVIDUALLY OR SNAP TOGETHER INTO GROUPS – IDEAL FOR WALL OR RACK MOUNTING



WORKS WITH  
FLOJET  
5000 SERIES PUMPS

WORKS WITH  
FLOJET  
G SERIES PUMPS

WORKS WITH  
SHURFLO  
AIR DRIVEN PUMPS

**15F01-131**  
48+ \$\$  
24+ \$\$ 12+ \$\$  
6+ \$\$ Ea. \$\$

Bag-In-Box Accessories

HOUSES EIGHT 5000 SERIES PUMPS – IDEAL FOR WALL OR RACK MOUNTING



FLOJET®

WORKS WITH  
FLOJET 5000 SERIES PUMPS

**15F01-130**  
12+ \$\$  
8+ \$\$ 4+ \$\$ Ea. \$\$

## Carbonation Testers for Soda

TAPRITE CARBONATION TESTERS ARE A GREAT TOOL FOR MAINTAINING CO<sub>2</sub> LEVELS IN SUGARED PRODUCTS

- Knurled and anodized aluminum cap with metal fittings
- Rubber boot gauge protector for added protection
- Easy-to-read gauge and thermometer
- Easy-to-use scale — crosses temperature with pressure
- 11 oz. cup made of durable heavy-duty acrylic



20E09-101  
PEPSI  
PRODUCTS

\$\$



20E09-102  
GENERAL  
BEVERAGE



\$\$



## Bag-In-Box Connectors

 <p>①</p>	<p><b>QCD II CLIP-ON</b></p> <p>Works with: PCSS DET Q51 FTC</p>	<p>S/S BARB</p>  <p>②</p>	<p><b>COKE SCREW-ON</b></p> <p>Works with: COCA-COLA PRODUCTS ONLY</p>
 <p>③</p>	<p><b>PCSS+ SCREW-ON</b></p> <p>Works with: PCSS DET Q51 ENCORE</p>	<p>PLASTIC BARB</p>  <p>⑤</p>	<p><b>COKE SCREW-ON</b></p> <p>Works with: COCA-COLA PRODUCTS ONLY</p>
 <p>④</p>	<p><b>ENCORE SCREW-ON</b></p> <p>Works with: PCSS DET ENCORE</p>	 <p>⑥</p>	<p><b>DR. PEPPER SCREW-ON</b></p> <p>Works with: CERTAIN TYPES OF DR. PEPPER SYRUP PACKAGING</p>

Ref.#	Catalog No.	Description	100+	50+	25+	10+	Each
1	15F01-119	QCD-II	\$	\$	\$	\$	\$
2	15T07-123	Coke w/SS Barb	\$	\$	\$	\$	\$
3	15R01-105	PCSS+	\$	\$	\$	\$	\$

Ref.#	Catalog No.	Description	100+	50+	25+	10+	Each
4	15R01-104	Encore	\$	\$	\$	\$	\$
5	15T07-130	Coke Plastic Barb	\$	\$	\$	\$	\$
6	15R01-103	Dr. Pepper Barb	\$	\$	\$	\$	\$


## Bag-In-Box Cleaning / Connection Adapters

**USED WITH ABOVE CONNECTORS TO MAKE SWITCHING BETWEEN CONNECTION TYPES EASY  
CAN ALSO BE USED TO CREATE LINE CLEANING ASSEMBLIES**

 <p><b>WORKS WITH:</b> QCD II PCS SCREW-ON PCS CLIP-ON ENCORE SCREW-ON</p>	 <p><b>WORKS WITH:</b> COKE SCREW-ON CONNECTORS ONLY</p>	 <p><b>WORKS WITH:</b> SCHOLLE L SCREW-ON SCHOLLE T SCREW-ON CONNECTORS ONLY</p>
<p><b>15C07-147</b></p> <p>100+ \$\$    25+ \$\$ 10+ \$\$    Ea. \$\$</p>	<p><b>15C07-145</b></p> <p>100+ \$\$    25+ \$\$ 10+ \$\$    Ea. \$\$</p>	<p><b>15C07-146</b></p> <p>25+ \$\$ 10+ \$\$    Ea. \$\$</p>

## Bevlex® Series 200 CRYSTAL CLEAR VINYL DUAL DUROMETER CONSTRUCTION

Very flexible • Excellent kink resistance • Taste protection properties

	<b>FOR B-I-B SUCTION LINES</b>						<b>PRICES PER 100'</b>			<b>PRICE PER FOOT</b>
	Catalog No.	I.D.	O.D.	Working Pressure at 70° F	Clamp Index	Roll Size	4 Rolls	2 Rolls	1 Roll	Under 100'
	08A05-126	3/8"	5/8"	50	J	100'	\$	\$	\$	\$

# Insect-Away Gel and Spray

ALL NATURAL INSECTICIDE – HEALTHY TO BREATHE • SAFE TO USE  
 SAFELY AND EFFECTIVELY KILLS FRUIT FLIES ON CONTACT

### SPRAY INFORMATION

- Kills many insects on contact
- Scent is a strong repellent for flies
- Features Fresh Air™ technology
- Pleasant peppermint scent

### GEL CUP INFORMATION

- Scent is a strong repellent for flies
- Features Fresh Air™ technology
- Pleasant peppermint scent
- Each gel cup lasts up to 30 days



Made from renewable resources

Catalog No.	Description	6+	3+	Each
20G09-300	Spray (16 oz.)	\$	\$	\$
20G09-301	Gel Cup (2 oz.)	\$	\$	\$

## Fruit Fly Bar Pro — Odorless Vapor Strips

ELIMINATES PESKY FRUIT FLIES AND MANY OTHER INSECTS

FOR BARS AND DINING AREAS – TREATMENT DURING CLOSING HOURS IS RECOMMENDED

20B05-100

- Each strip effectively covers 200 cubic feet (8' x 5' x 5') area
- Effectively KILLS, prevents and protects for up to 4 months
- Targets hard-to-reach REPRODUCING AREAS with deep penetrating vapor
- Insects are immediately affected, infected will die within 24 hours
- No more costly extermination or expensive name brand sprays
- Works and protects for pennies a day
- Also kills gnats, cockroaches, spiders, and silverfish

- 12+ CASES / 10 STRIPS **\$\$/CS**
- 6+ CASES / 10 STRIPS **\$\$/CS**
- 3+ CASES / 10 STRIPS **\$\$/CS**
- 1+ CASE / 10 STRIPS **\$\$/CS**



## Refractometers with Auto-Temp Compensation

MONITORS SUGAR LEVELS IN HOT/COLD DRINKS WITH AN EASY-TO-READ 0 TO 32 BRIX SCALE

### Economy Model

Includes: Hardshell case and sample dropper

20C04-110

20+ **\$\$** 10+ **\$\$**  
 5+ **\$\$** Each **\$\$**

### Industrial Model

Includes: Hardshell case and sample dropper

20C04-111

20+ **\$\$** 10+ **\$\$**  
 5+ **\$\$** Each **\$\$**

### Lighted Model

Includes: Hardshell case and sample dropper

20C04-112

20+ **\$\$** 10+ **\$\$**  
 5+ **\$\$** Each **\$\$**



Insecticides and Refractometers



# Thermometers



20K04-109

### DIGITAL POCKET THERMOMETER

- Easy-to-read LCD display
- On/off button, with auto power off
- Temp range -40° to 300°F
- 1.0% over full scale accuracy

24+ **\$**\$ 12+ **\$**\$ Each **\$**\$



20K04-107

### DIGITAL POCKET THERMOMETER

- Easy-to-read LCD display
- On/off button, with auto power off
- Temp range -58° to 300°F
- +/- 2% accuracy

24+ **\$**\$ 12+ **\$**\$ Each **\$**\$



20K04-105

### DIGITAL POCKET THERMOMETER

- Easy-to-read 1" diameter head
- 5" stainless steel probe
- Easy to calibrate adjustment
- 1.0% over full scale accuracy

20K04-103

**HOT DRINKS 0° TO 220° F**

24+ **\$**\$ 12+ **\$**\$ Ea. **\$**

**COLD DRINKS -40° TO 160° F**

24+ **\$**\$ 12+ **\$**\$ Ea. **\$**\$

Additional price breaks available on most items. Login to your website account or contact your sales representative for pricing.

# Infrared Thermometers - With Laser Targeting



MODEL INF165C

- -76° to 1022°F range
- ± 2.7°F accuracy
- 12:1 Distance to spot ratio
- 2 Emissivity levels (.70, .95)
- Max value capture
- Auto power off
- 2 ea. AAA batteries included
- Holster/Pouch included
- 1 year warranty

20K04-155

Each

**\$**\$



MODEL INF195C

- -76° to 1022°F range
- ± 4° F accuracy
- 12:1 distance to spot ratio
- 3 emissivity levels (.30, .70, .95)
- MIN/MAX differential, average
- Hi/Low alarm (adjustable)
- 2 ea. AAA batteries included
- Holster/pouch included
- 1 year warranty

20K04-185

Each

**\$**\$

MODEL INF195C  
INCLUDES  
K-TYPE  
THERMOCOUPLE  
INPUT CABLE





# Wunder-Bar Dispensing Systems

**SETTING THE INDUSTRY GOLD STANDARD FOR OVER 40 YEARS**

## FEATURES

- Stem seal o-ring easily replaced from top of handle (even under pressure)
- New shut-off screw with soft tip for a positive seal
- Lock-in-place hat plugs allow for individual flavor repair
- Nozzle features a twist lock connection
- Flex hose bushing is welded stainless steel (no longer plastic)

# MARK 4

**NEW AND IMPROVED DISPENSERS**

36" S/S flexible hose is standard on all models - 48", 56", 60", 72", 84" available as a special order - call for cost

Wunder-Bar® Dispensers

### QUICK DISCONNECT POSTMIX DISPENSERS

Catalog No.	Accent Color	Total # of Btns	Carb Btns	Non-Carb Btns	Soda Btn	Water Btn	6+	3+	Each
12Q08-103	Black	7	4	1	1	1	\$	\$	\$
12Q08-101	Black	7	5	-	1	1	\$	\$	\$
*12Q08-305	Red	7	5	-	1	1	\$	\$	\$
12Q08-401	Blue	7	5	-	1	1	\$	\$	\$
12Q08-102	Black	8	5	1	1	1	\$	\$	\$
*12Q08-310	Red	8	5	1	1	1	\$	\$	\$
12Q08-402	Blue	8	5	1	1	1	\$	\$	\$
12Q08-135	Black	8	6	-	1	1	\$	\$	\$
*12Q08-315	Red	8	6	-	1	1	\$	\$	\$
12Q08-435	Blue	8	6	-	1	1	\$	\$	\$
12Q08-119	Black	10	6	2	1	1	\$	\$	\$
*12Q08-330	Red	10	6	2	1	1	\$	\$	\$
12Q08-419	Blue	10	6	2	1	1	\$	\$	\$
12Q08-244	Black	12	6	4	1	1	\$	\$	\$
*12Q08-340	Red	12	6	4	1	1	\$	\$	\$
12Q08-444	Blue	12	6	4	1	1	\$	\$	\$
12Q08-245	Black	14	6	6	1	1	\$	\$	\$
*12Q08-360	Red	14	6	6	1	1	\$	\$	\$
12Q08-445	Blue	14	6	6	1	1	\$	\$	\$

\* All Red guns are "Flow Regulator" type, as specified by Coke®



### FAST FLOW POSTMIX/PREMIX DISPENSERS

Catalog No.	Accent Color	Total # of Btns	Carb Btns	Non-Carb Btns	Soda Btn	Water Btn	6+	3+	Each
12Q08-223	Black	1	-	1	-	-	<b>DISCONTINUED</b>		\$
12Q08-257	Black	2	-	2	-	-	<b>DISCONTINUED</b>		\$

### QUICK DISCONNECT JUICE DISPENSERS

Catalog No.	Accent Color	Total # of Btns	Carb Btns	Non-Carb Btns	Soda Btn	Water Btn	6+	3+	Each
12Q08-246	Black	7	-	6	-	1	\$	\$	\$
12Q08-248	Black	9	-	8	-	1	\$	\$	\$

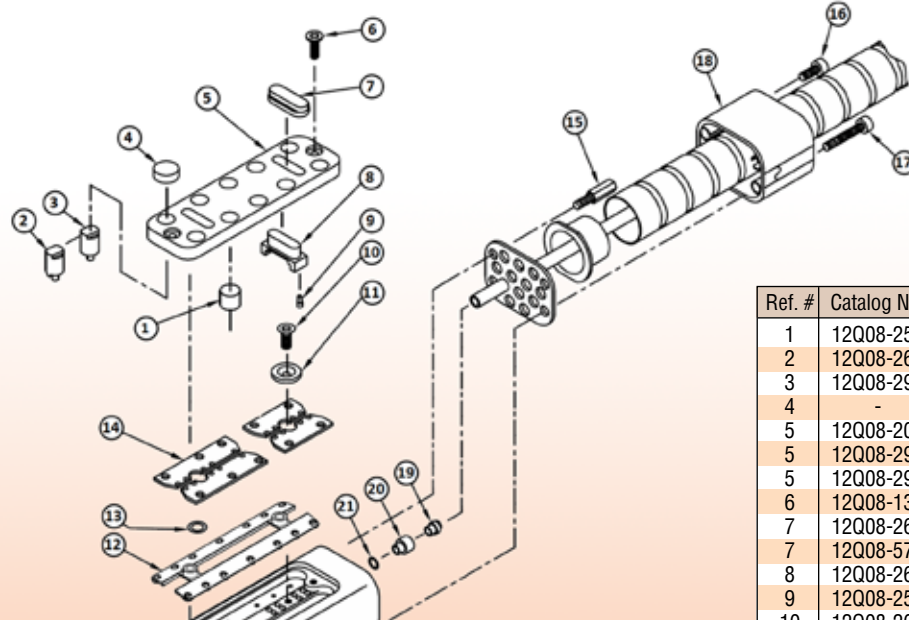
### ENERGY DRINK DISPENSERS

Catalog No.	Accent Color	Total # of Btns	Carb Btns	Non-Carb Btns	Soda Btn	Water Btn	6+	3+	Each
12Q08-420	Black	2	1	-	1	-	\$	\$	\$
12Q08-421	Black	3	2	-	1	-	\$	\$	\$
12Q08-422	Black	4	3	-	1	-	\$	\$	\$
12Q08-424	Black	5	4	-	1	-	\$	\$	\$

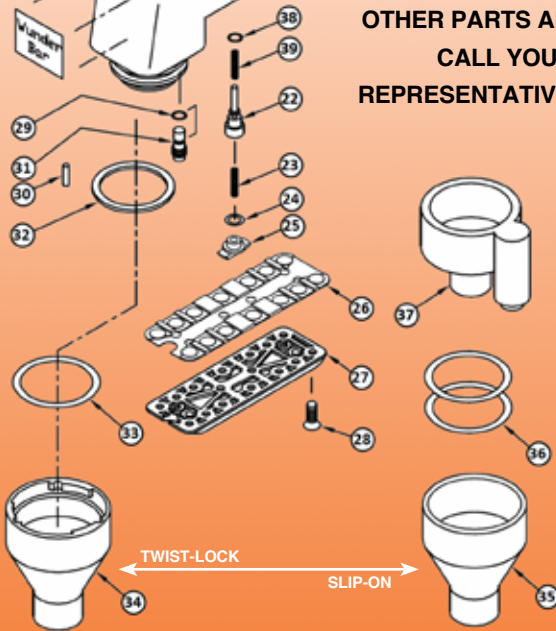
# Wunder-Bar Replacement Parts

Wunder-Bar Dispenser Replacement Parts

## All Series Post-Mix Handles



**NOT FINDING THE PARTS YOU WANT?  
OTHER PARTS ARE AVAILABLE.  
CALL YOUR SALES REPRESENTATIVE FOR PRICING.**



### Butterfly Plate Selection

Ref. #	Catalog No.	Description	Each
1	12Q08-255	Button Plug (Black)	\$
2	12Q08-262	Button (For Round I.D. Caps)	\$
3	12Q08-296	Button (For Wine/Premix)	\$
4	-	Round I.D. Caps (See pg. 42)	
5	12Q08-205	Button Plate-10 Btn (Black)	\$
5	12Q08-294	Button Plate-12 Btn (Black)	\$
5	12Q08-295	Button Plate-14 Btn (Black)	\$
6	12Q08-138	Screw, Button Plate	\$
7	12Q08-261	Oblong I.D. Cap (Soda)	\$
7	12Q08-573	Oblong I.D. Cap (Water)	\$
8	12Q08-263	Button (For Oblong I.D. Caps)	\$
9	12Q08-254	Foot Extension (for Oblong Btn)	\$
10	12Q08-208	Screw, Butterfly Retainer (for 2.5 & III)	\$
10	12Q08-272	Screw, Butterfly Retainer (M4)	\$
11	12Q08-209	Retainer, Butterfly Plate (for 2.5 & III)	\$
11	12Q08-271	Retainer, Butterfly Plate (M4)	\$
12	12Q08-267	Plate, Retainer 7, 8, 10 Btn (M4)	\$
12	12Q08-268	Plate, Retainer 12 Btn (M4)	\$
12	12Q08-269	Plate, Retainer 14 Btn (M4)	\$
12	12Q08-270	Plate, Retainer All Energy Drink (M4)	\$
13	12Q08-266	O-ring, Secondary Water Brix Screw	\$
14	<b>SEE BUTTERFLY PLATE SELECTION AT BOTTOM OF PAGE</b>		
15	12Q08-212	Tube Retainer Post	\$
16	12Q08-214	Screw, Handle Heel (1/2 L)	\$
17	12Q08-215	Screw, Handle Heel (1 L)	\$
18	12Q08-291	Split Handle Heel-10 Btn (Black)	\$
18	12Q08-292	Split Handle Heel-12 Btn (Black)	\$
18	12Q08-293	Split Handle Heel-14 Btn (Black)	\$
19	12Q08-145	Tube Ferrule	\$
20	12Q08-201	Cap, Tube Ferrule	\$
21	12Q08-142	O-ring, Tube Seal	\$
22	12Q08-174	Valve Stem, Santoprene	\$
23	12Q08-171	Valve Spring	\$
24	12Q08-133	O-ring, Hat (Not for Mark IV)	\$
24	12Q08-142	O-ring, Hat (For Mark IV)	\$
25	12Q08-172	Hat, Spring (Not for Mark IV)	\$
25	12Q08-161	Locking Access Plug (For Mark IV)	\$
26	12Q08-165	Locking Hat Plate-10 Btn	\$
26	12Q08-167	Locking Hat Plate-12 Btn	\$
26	12Q08-168	Locking Hat Plate-14 Btn	\$
27	12Q08-219	Bottom Plate-10 Btn (Black)	\$
27	12Q08-571	Bottom Plate-12 Btn (Black)	\$
27	12Q08-572	Bottom Plate-14 Btn (Black)	\$
28	12Q08-220	Screw, Bottom Plate	\$
29	12Q08-266	O-ring, Secondary Water Brix Screw	\$
30	12Q08-162	Diffuser Plug, Syrup Outlet Hole	\$
31	12Q08-163	Secondary Water Brix Screw	\$
32	12Q08-164	Diffuser Ring, Juice (For 2.5 & III)	\$
33	12Q08-253	Diffuser O-ring, (For 2.5, III, Mark IV)	\$
34	12Q08-252	Nozzle, Twist-Lock (Black)	\$
35	12Q08-265	Nozzle, Slip-On (Black)	\$
36	12Q08-113	Diffuser O-ring (For Series II Only)	\$
37	12Q08-112	Syrup Separator (For All Series)	\$
38	12Q08-131	O-ring	\$
39	12Q08-218	Spring, Stem	\$

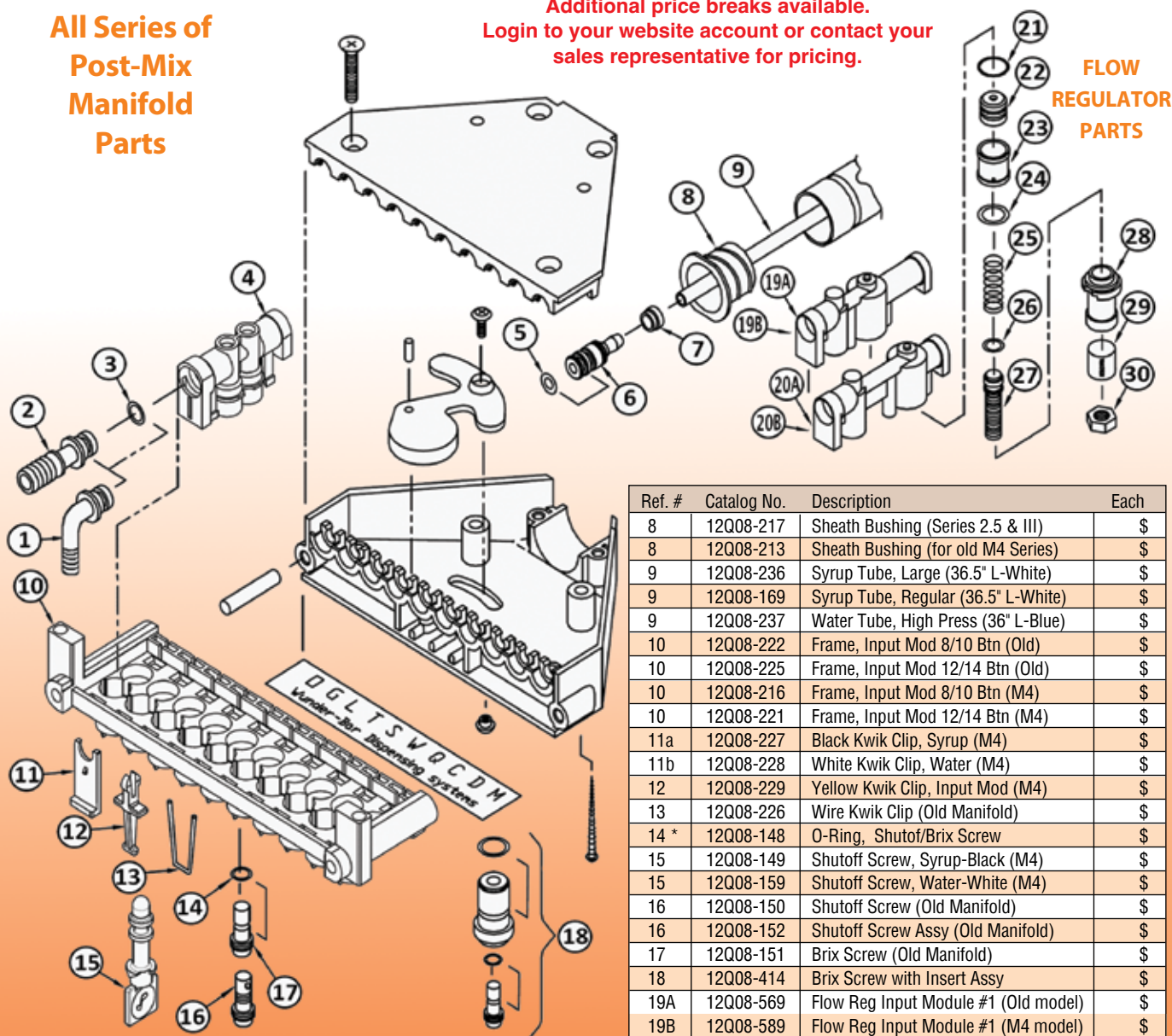
Ref.#	Catalog No.	Description	Each	Ref.#	Catalog No.	Description	Each
14	12Q08-191	1-Hole Left	\$	14	12Q08-351	4-Hole #3	\$
14	12Q08-192	1-Hole Right	\$	14	12Q08-352	4-Hole #4	\$
14	12Q08-193	2-Hole	\$	14	*12Q08-354	5-Hole Left	\$
14	12Q08-194	3-Hole Left	\$	14	*12Q08-355	5-Hole Right	\$
14	12Q08-195	3-Hole Right	\$	<b>* REQUIRES 1 PC 12Q08-254 TO USE</b>			
14	12Q08-196	4-Hole Left	\$	14	12Q08-356	5-Hole Left 14 Btn	\$
14	12Q08-197	4-Hole Right	\$	14	12Q08-357	5-Hole Right 14 Btn	\$



# Wunder-Bar Replacement Parts

All Series of Post-Mix Manifold Parts

Additional price breaks available. Login to your website account or contact your sales representative for pricing.



Ref. #	Catalog No.	Description	Each
1	12Q08-104	90° Input Fitting, 1/4" Barb S/S	\$
2	12Q08-105	Input Fitting, 1/4" Barb S/S	\$
2	12Q08-241	Input Fitting, 3/8" Barb S/S (Short)	\$
2	12Q08-242	Input Fitting, 3/8" Barb S/S (Long)	\$
3	12Q08-106	O-Ring, Input Fitting	\$
4	12Q08-200	Input Module (Old Manifold)	\$
4**	12Q08-203	Input Module (M4 Manifold)	\$
5	12Q08-231	O-Ring, Interconnect Fitting	\$
6	12Q08-232	Interconnect Fitting (Syrup)	\$
6	12Q08-234	Interconnect Fitting (Water)	\$
7	12Q08-233	Lock Ring (for Syrup Line)	\$
7	12Q08-235	Lock Ring (for Water Line)	\$

Ref. #	Catalog No.	Description	Each
8	12Q08-217	Sheath Bushing (Series 2.5 & III)	\$
8	12Q08-213	Sheath Bushing (for old M4 Series)	\$
9	12Q08-236	Syrup Tube, Large (36.5" L-White)	\$
9	12Q08-169	Syrup Tube, Regular (36.5" L-White)	\$
9	12Q08-237	Water Tube, High Press (36" L-Blue)	\$
10	12Q08-222	Frame, Input Mod 8/10 Btn (Old)	\$
10	12Q08-225	Frame, Input Mod 12/14 Btn (Old)	\$
10	12Q08-216	Frame, Input Mod 8/10 Btn (M4)	\$
10	12Q08-221	Frame, Input Mod 12/14 Btn (M4)	\$
11a	12Q08-227	Black Kwik Clip, Syrup (M4)	\$
11b	12Q08-228	White Kwik Clip, Water (M4)	\$
12	12Q08-229	Yellow Kwik Clip, Input Mod (M4)	\$
13	12Q08-226	Wire Kwik Clip (Old Manifold)	\$
14*	12Q08-148	O-Ring, Shutoff/Brix Screw	\$
15	12Q08-149	Shutoff Screw, Syrup-Black (M4)	\$
15	12Q08-159	Shutoff Screw, Water-White (M4)	\$
16	12Q08-150	Shutoff Screw (Old Manifold)	\$
16	12Q08-152	Shutoff Screw Assy (Old Manifold)	\$
17	12Q08-151	Brix Screw (Old Manifold)	\$
18	12Q08-414	Brix Screw with Insert Assy	\$
19A	12Q08-569	Flow Reg Input Module #1 (Old model)	\$
19B	12Q08-589	Flow Reg Input Module #1 (M4 model)	\$
20A	12Q08-570	Flow Reg Input Module #2 (Old model)	\$
20B	12Q08-590	Flow Reg Input Module #2 (M4 model)	\$
21	12Q08-568	O-Ring, Cylinder (syrup/Water)	\$
22	12Q08-564	Piston, Ceramic (Syrup)	\$
22	12Q08-565	Piston, Ceramic (Water)	\$
23	12Q08-566	Cylinder, Ceramic (Syrup)	\$
23	12Q08-567	Cylinder, Ceramic (Water)	\$
24	12Q08-560	O-ring, Tube Retainer	\$
25	12Q08-563	Spring, Tension	\$
26	12Q08-562	O-ring, Adj Screw	\$
27	12Q08-561	Adj Screw, Flow Reg (Syrup/Water)	\$
28	12Q08-559	Tube Retainer (Syrup/Water)	\$
29	12Q08-158	Label, Retainer Tube (Specify Type)	N/A
30	12Q08-558	Nut, Lock	\$

\*\*Includes: 1pc #4, 2pc #11a, 2pc #11b, 2pc #12

Wunder-Bar Dispenser Replacement Parts



# Wunder-Bar Accessory Items



**MARK IV PARTS KIT**  
12Q08-211  
\$\$



**DRIP CUP ASSEMBLY**  
12Q08-117  
\$\$

INSTALLS  
TINY  
O-RINGS



**MARK IV  
O-RING TOOL**  
12Q08-170  
\$\$



FOR  
HANDS-FREE  
OPERATION

**WAITRESS STATION**  
12Q08-297  
\$\$

INCLUDES  
MOUNTING  
HARDWARE



**S/S LOCKING COVER**  
12Q08-128  
\$\$



12Q08-107  
10 BUTTON

INCLUDES  
MOUNTING  
HARDWARE



12Q08-109  
12/14 BUTTON

**KWIK-MOUNT PLATES**  
12Q08-107 \$\$  
12Q08-109 \$\$

Additional price breaks available on most items. Login to your website account or contact your sales representative for pricing.



## I.D. Caps – FOR USE WITH THE FOLLOWING BUTTONS

12Q08-262 (Post-Mix Button) & 12Q08-296 (Pre-Mix/Wine Button)

50+ \$¢    25+ \$¢    Ea. \$¢

Catalog No.	Description
12Q08-501	7UP
12Q08-530	A
12Q08-531	B
12Q08-532	B
12Q08-502	B MARY
12Q08-580	BANZI
12Q08-581	BANZI
12Q08-577	BL
12Q08-533	C
12Q08-534	C
12Q08-503	COKE
12Q08-504	CRAN
12Q08-557	D
12Q08-505	DIET

Catalog No.	Description
12Q08-506	DIET
12Q08-507	DIET
12Q08-508	DR P
12Q08-574	ENERGY
12Q08-582	FUEL
12Q08-535	G
12Q08-536	G
12Q08-509	G ALE
12Q08-510	GRAPE
12Q08-511	GRPFT
12Q08-537	I
12Q08-538	L
12Q08-539	L
12Q08-512	L ADE

Catalog No.	Description
12Q08-513	L ADE
12Q08-514	LEMON
12Q08-583	LION
12Q08-541	M
12Q08-515	MIST
12Q08-516	MT DEW
12Q08-542	O
12Q08-543	O
12Q08-517	ORG
12Q08-544	P
12Q08-545	P
12Q08-518	PEPSI
12Q08-519	PIBB
12Q08-520	PINE

Catalog No.	Description
12Q08-521	PUNCH
12Q08-546	Q
12Q08-547	R
12Q08-522	R BEER
12Q08-548	RC
12Q08-549	S
12Q08-523	SLICE
12Q08-524	SOUR
12Q08-525	SPRITE
12Q08-550	SQ
12Q08-526	SQUIRT
12Q08-551	SS
12Q08-527	STRAW
12Q08-552	T

Catalog No.	Description
12Q08-553	T
12Q08-528	TEA
12Q08-584	THROTL
12Q08-529	TONIC
12Q08-578	TR
12Q08-579	TSF
12Q08-554	W
12Q08-555	W
12Q08-556	
12Q08-575	
12Q08-576	
12Q08-585	
12Q08-586	
12Q08-587	



# Flomatic Mechanical Valve



- Flow Rate: 1.5 oz. per second
- Mounting: 1/4" MFL (with mounting nut) x 2 ea.
- Non-electric design
- Easy-to-adjust brixing
- Simplistic design makes this unit inexpensive



12D06-150

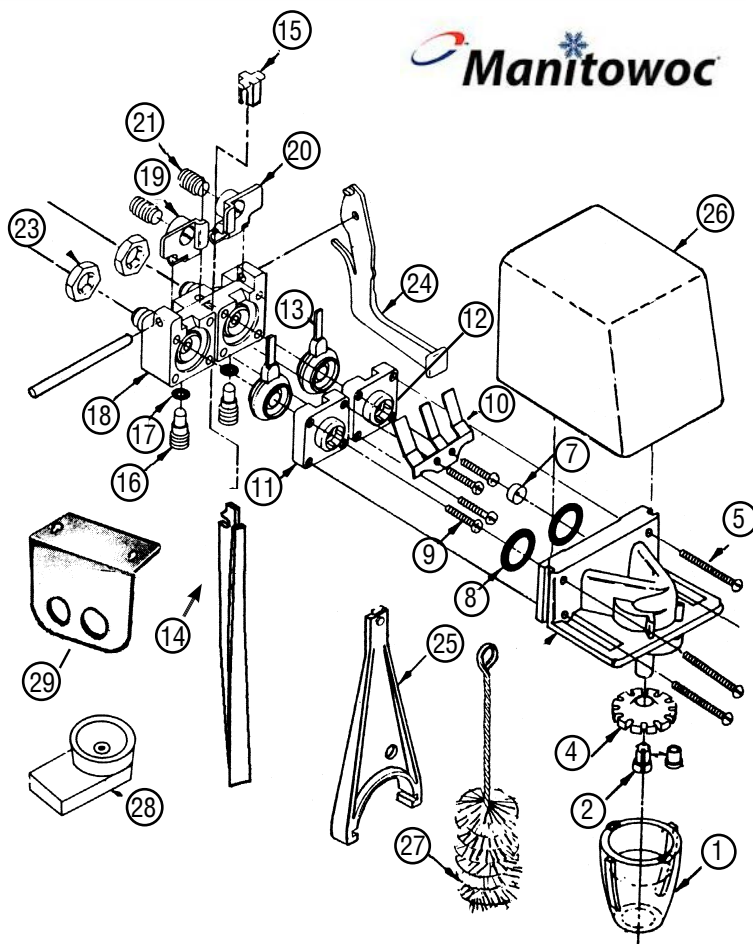
12+ \$\$ 6+ \$\$ Ea. \$\$

Soda Valves – Flomatic®

## Flomatic Mechanical Valve Replacement Parts

Additional price breaks available on most items. Login to your website account or contact your sales representative for pricing.

Ref. #	Catalog No.	Description	Each
1	12D06-101	Nozzle	\$
2	12D06-143	Syrup Diffuser, soft pour	\$
4	12D06-104	Diffuser Wheel, soda	\$
5	12D06-105	1" x 4-40 S/S Screw	\$
7	12C07-286	Flo Control Washer <b>CLOSEOUT</b>	\$
8	12D06-107	1/2" O-ring (need 2)	\$
9	12D06-108	5/8" 4-40 S/S Screw (need 4)	\$
10	12D06-109	Pantleg Spring, 3 leg	\$
11	12D06-110	Left Orifice Cap, soda	\$
12	12D06-174	Right Orifice Cap, syrup	\$
13	12D06-112	Valve Pallet (need 2)	\$
14	12D06-227	Product Lever, black	\$
15	12D06-114	Lever Retainer Cap, black	\$
16	12D06-116	Metering Screw (need 2)	DISC
17	12D06-117	1/4" O-ring (need 2)	\$
<b>Standard Mount with Mounting Screws</b>			
18	12D06-118	Valve Base Assembly (1/4" MFL outlet)	\$
19	12D06-119	Syrup Actuator w/#21	\$
20	12D06-120	Soda Actuator w/#21	\$
21	12D06-121	Adjusting Screw, Actuator	\$
23	12D06-123	Mounting Nut (need 2)	\$
24	12D06-124	Soda Add-a-lever	\$
25	12D06-126	Wrench/actuator Tool	\$
26	12D06-158	Cover "E" Black	\$
27	12D06-127	Cleaning Brush	\$
28	12D06-149	Syrup Separator	\$
29	12D06-160	Undercounter Mounting Bracket	\$



# Manitowoc Flomatic 424 & 464 Postmix Valves

CONSISTENT DRINK QUALITY AND PERFORMANCE OVER A BROAD FLOW RANGE

**424 VALVE:** 1.5 to 3.0 oz. per second flow rate

**464 VALVE:** 2.0 to 4.0 oz. per second flow rate

Soda Valves – Flomatic

- Superior cup carbonation levels on both cold carb and ambient systems
- Maintains consistent ratio control
- Soft pour diffusion system reduces foam
- Quiet and powerful 24 volt AC solenoid provides consistent power and reliable performance
- Durable mounting block with quad seals to prevent leaks

## Sanitary Lever Models



MOUNTING BLOCK SOLD SEPARATELY

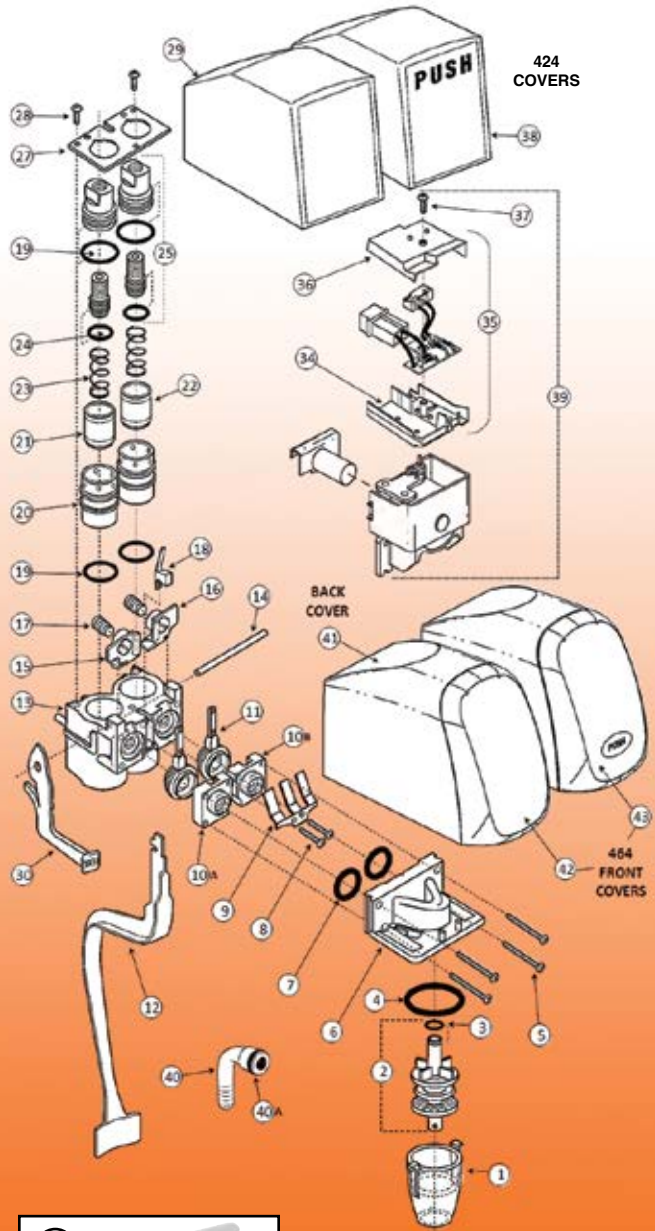
Catalog No.	Type	25+	12+	6+	Each
12D06-170	424 (Soda)	\$	\$	\$	\$
12D06-209	464 (Soda)	\$	\$	\$	\$

## Push Button Models



MOUNTING BLOCK SOLD SEPARATELY

Catalog No.	Type	25+	12+	6+	Each
12D06-180	424 (Soda)	\$	\$	\$	\$
12D06-166	424 (Juice)	-	\$	\$	\$
12D06-210	464 (Soda)	\$	\$	\$	\$



**31-Mounting Block**  
12D06-181 \$\$

**33-Quad Seal, stem**  
12D06-228 \$\$

**Syrup Separator**  
12D06-182  
\$\$



## Flomatic Faucet Replacement Parts

Additional price breaks available on most items. Login to your website account or contact your sales representative for pricing.

Ref. #	Catalog No.	Description	For Valve No.	Vendor Part No.	Each
1	12D06-168	NOZZLE (CLEAR)	424	501-24	\$
1	12D06-169	NOZZLE (BLACK)	424	501-25	\$
1	12D06-213	NOZZLE W/DIFFUSER (BLACK)	454/464	501-3181G	\$
2	12D06-171	DIFFUSER ASSEMBLY	424/454	504-10	\$
3	12D06-165	O-RING	424/454	543	\$
4	12D06-172	O-RING	424	500	\$
5	12D06-105	SCREW, #4-40 X 1 (S/S)	424/454/464	505	\$
6	12D06-173	DIFFUSER BLOCK	424	507-26-B	\$
6	12D06-215	DIFFUSER BLOCK	464	507-36-B	\$
7	12D06-107	O-RING 1/2" (NEED 2 PC)	424/454/464	509	\$
8	12D06-108	SCREW, #4-40 X 5/8 (S/S)	424/454/464	510	\$
9	12D06-109	SPRING (PANT-LEG STYLE)	424/454/464	511	\$
9	12D06-122	SPRING (COIL STYLE)	424/454/464	511-04	\$
10A	12D06-110	ORIFICE CAP, SODA (LEFT)	424/454	512-01-B	\$
10A	12D06-216	ORIFICE CAP, SODA (LEFT)	464	512-02-G	\$
10B	12D06-174	ORIFICE CAP, SYRUP (RIGHT)	424/454	513-01-B	\$
10B	12D06-217	ORIFICE CAP, SYRUP (RIGHT)	464	513-02-G	\$
11	12D06-112	VALVE PALLET	424/454	515	\$
11	12D06-111	VALVE PALLET	464	515-30	\$
12	12D06-175	LEVER, PRODUCT (BLK PLASTIC)	424/454/464	516-09	\$
12	12D06-218	LEVER, PRODUCT (S/S)	424/454/464	516-06	\$
13	12D06-176	FLOW CONTROL BASE	424	600-06-B	\$
13	12D06-219	FLOW CONTROL BASE	454/464	600-47-G	\$
14	12D06-177	PIN-ACTUATOR PIVOT (LONG)	424/454/464	524-02	\$
15	12D06-119	ACTUATOR, SYRUP (W/ADJ. SCREW)	424/454	521-02	\$
16	12D06-120	ACTUATOR, SODA (W/ADJ. SCREW)	424/454	522-01	\$
17	12D06-121	ADJ. SCREW, ACTUATOR	424/454	523	\$
18	12D06-115	RETAINER, VALVE	424/454/464	517-04	\$
19	12D06-178	O-RING	424	608	\$
19	12D06-183	O-RING	454/464	5028272	\$
20	12D06-179	CYLINDER, CERAMIC	424	602-02	\$
20	12D06-220	CYLINDER, CERAMIC	454/464	602-03	\$
21	12D06-185	PISTON, CERAMIC (SODA)	424	604-02	\$
21	12D06-221	PISTON, CERAMIC (SODA)	454/464	604-03	\$
22	12D06-184	PISTON, CERAMIC (SYRUP)	424	603-02	\$
22	12D06-222	PISTON, CERAMIC (SYRUP)	454/464	603-02	\$
23	12D06-186	SPRING, BRUX ADJ.	424/454	605-01	\$
23	12D06-186	SPRING, BRUX ADJ. (SODA)	464	605-01	\$
23	12D06-223	SPRING, BRUX ADJ. (SYRUP)	464	605-02	\$
24	12D06-138	O-RING	424/454/464	551	\$
25	12D06-187	BRUX ADJ. ASSEMBLY	424	642-00	\$
25	12D06-188	BRUX ADJ. ASSEMBLY	454/464	643-00	\$
27	12D06-189	RETAINER PLATE	424/454/464	610-04	\$
28	12D06-191	BOLT, #4-40 X 1/4 (S/S W/LOCTITE)	424/454/464	501-3582	\$
28	12D06-193	SCREW, SELF-TAPPING (S/S)	424/464	20001284	\$
29	12D06-190	COVER, ELEC LEVER (BLK)	424	1521	\$
30	12D06-192	ADD-A-LEVER (SODA)	424/454	1028S	\$
30	12D06-224	ADD-A-LEVER (SODA)	464	1028S	\$
30	12D06-203	ADD-A-LEVER (WATER)	424/454	1028W	\$
30	12D06-225	ADD-A-LEVER (WATER)	464	1028W	\$
31	12D06-181	MOUNTING BLOCK ASSEMBLY	424/454/464	380Q	\$
33	12D06-228	QUAD SEAL, STEM	424/454/464	528	\$
34	12D06-195	BASE, CONVERTIBLE SWITCH HOUSING	424/454/464	765-01	DISCONTINUED
35	12D06-205	SWITCH ASSEMBLY (NEW STYLE)	424/454/464	5030420	\$
36	12D06-196	COVER, CONVERTIBLE SWITCH HOUSING	424/454/464	766-01	DISCONTINUED
37	12D06-198	SCREW, #6-32 X 5/8 (S/S)	424/454/464	2611	\$
38	12D06-200	FRONT COVER (PUSH-BUTTON)	424	1525	\$
39	12D06-199	ELECTRIC SOLENOID (COMPLETE)	424/454/464	774-536	\$
40	04T07-102	INLET FITTING (90 DEGREE)	424/454/464	-	\$
40a	12T07-132	INLET O-RING	424/454/464	-	\$
41	12D06-230	BACK COVER	464	1601	\$
42	12D06-231	FRONT COVER (LEVER)	464	1602	\$
43	12D06-232	FRONT COVER (PUSH BUTTON)	464	1610	\$

# LANCER LEV 3.0 oz. Postmix Valves



**Short  
Lever**



**Push  
Button**



**Sanitary  
Lever**

**1.5 to 3.0 oz.  
per second flow rate**

The LEV® is built with the highest quality materials and proven technology to provide consistent drink quality and product reliability

**MOUNTING  
BLOCK  
INCLUDED**

Catalog No.	Description	25+	12+	6+	Each
12L01-100	Short Lever	\$	\$	\$	\$
12L01-102	Push Button	\$	\$	\$	\$
12L01-108	Long Lever	\$	\$	\$	\$

- Consistent "Best in Class" performance
- Lowest "Life Cost" of operation available
- Widest range of ratio control (2:1 - 10:1)
- Simple design gives high reliability

## Replacement Parts for 3.0 oz. and 4.5 oz.

Additional price breaks available on most items. Login to your website account or contact your sales representative for pricing.

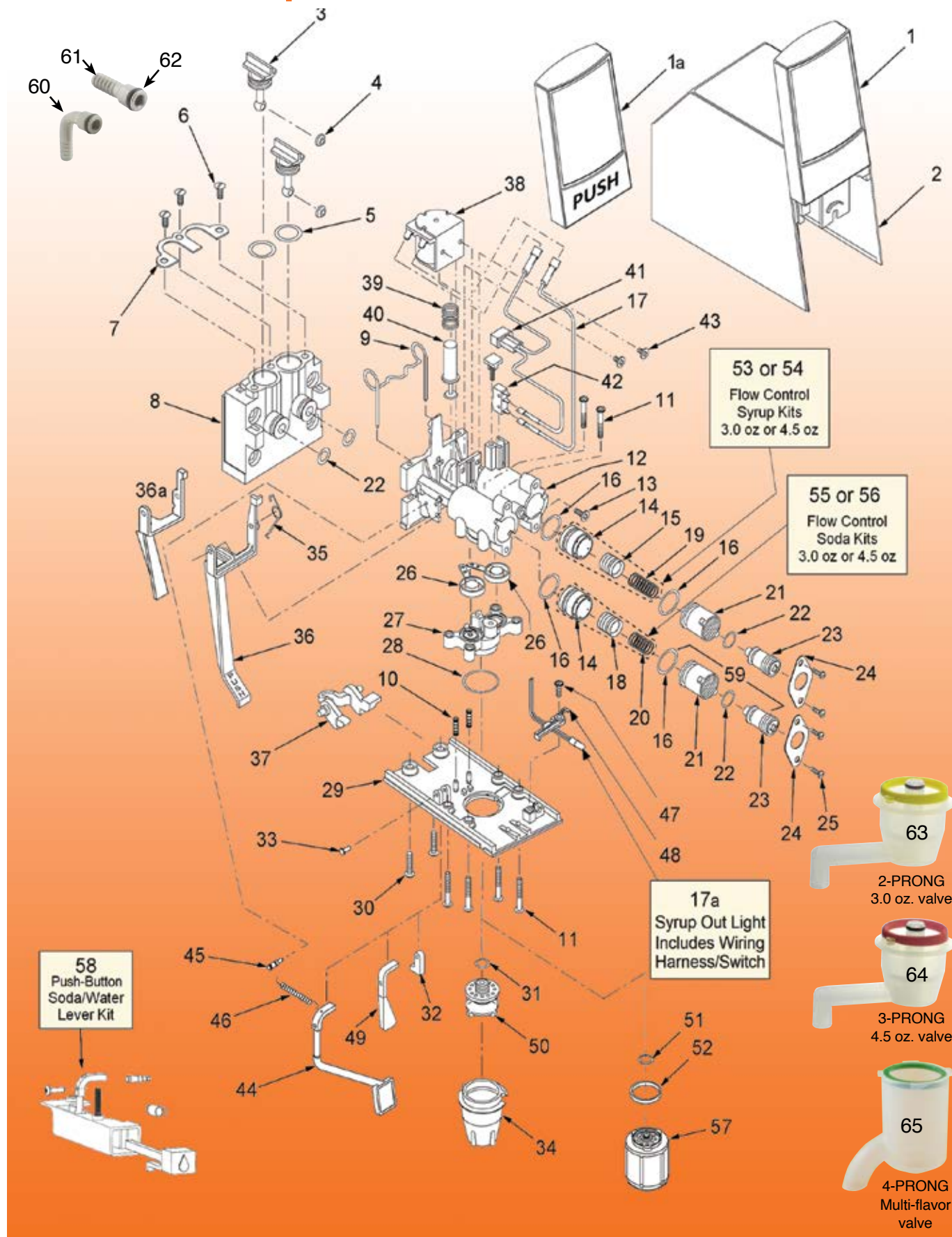
Ref. #	Catalog No.	Description	Each
1	12L01-111	Front cover, Lever (Standard)	\$
1a	12L01-112	Front Cover, (Push Button)	\$
2	12L01-113	Cover, Top	\$
3	12L01-105	Stem, Valve	\$
4	12L01-114	Washer, Stem	\$
5	12L01-115	O-ring	\$
6	12L01-109	Screw	\$
7	12L01-120	Retainer, Stem	\$
8	12L01-116	Mounting Block Assy (3-8, 22)	\$
9	12L01-140	Retainer, Valve	\$
10	12L01-139	Spring, Pin	\$
11	12L01-141	Screw	\$
12	12L01-137	Upper Body Assy	\$
13	12L01-142	Screw	\$
14	12L01-117	Sleeve, Syrup/Soda 3.0 oz	\$
14	12L01-161	Sleeve, Syrup/Soda 4.5 oz	\$
15	12L01-118	Piston, Syrup 3.0 oz	\$
15	12L01-162	Piston, Syrup 4.5 oz	\$
16	12L01-143	O-ring	\$
17	12L01-144	Wiring Harness with Microswitch	\$
17a	12L01-177	Wiring Harness Assy. with Syrup Out light	\$
18	12L01-121	Piston, Soda 3.0 oz	\$
18	12L01-163	Piston, Soda 4.5 oz	\$
19	12L01-122	Spring, Syrup	\$
20	12L01-123	Spring, Soda	\$
21	12L01-145	Bonnet, Flow Control	\$
22	12L01-146	O-ring	\$
23	12L01-147	Plug, Flow Control Adjustment	\$
24	12L01-149	Retainer, Flow Control	\$
25	12L01-150	Screw	\$
26	12L01-125	Paddle Arm Assy (Banjo Valve)	\$
27	12L01-126	Lower Body Assy 3.0 oz	\$
27	12L01-164	Lower Body Assy 4.5 oz	\$
28	12L01-127	O-ring, Nozzle 3.0 oz (Through 09/98)	\$
29	12L01-151	Bottom Plate 3.0 oz	\$
29	12L01-165	Bottom Plate 4.5 oz	\$

Ref. #	Catalog No.	Description	Each
30	12L01-152	Screw	\$
31	12L01-128	O-ring, Diffuser (Through 09/98)	\$
32	12L01-153	Plug, Bottom Plate	\$
33	12L01-138	Pin, Soda Lever 3.0 oz	\$
34	12L01-103	Nozzle 3.0 oz	\$
35	12L01-134	Spring, Lever	\$
36	12L01-136	Lever, Self Serve (Long)	\$
36a	12L01-135	Lever (Short)	\$
37	12L01-130	Yoke	\$
38	12L01-106	Coil Assy	\$
39	12L01-131	Spring, Solenoid	\$
40	12L01-132	Armature	\$
41	12L01-167	Plug, Micro Switch Retainer	\$
42	12L01-107	Micro Switch	\$
43	12L01-155	Screw	\$
44	12L01-179	Lever, Front (Soda/Water)	\$
45	12L01-169	Pin, Front Soda/Water Lever	\$
46	12L01-170	Spring, Front Lever	\$
47	12L01-171	Screw	\$
48	12L01-172	Holder, Syrup Out Wire	\$
49	12L01-129	Lever, Soda 3.0 oz	\$
50	12L01-104	Diffuser, 3.0 oz	\$
51	12L01-128	O-ring, Diffuser 4.5 oz	\$
52	12L01-174	Seal, Nozzle 4.5 oz	\$
53	12L01-176	Flow Control Syrup Kit 3.0 oz	\$
54	12L01-160	Flow Control Syrup Kit 4.5 oz	\$
55	12L01-168	Flow Control Soda Kit 3.0 oz	\$
56	12L01-180	Flow Control Soda Kit 4.5 oz	\$
57	12L01-157	Nozzle Assy Complete 4.5 oz	\$
58	12L01-182	Front Lever Kit (Soda/Water)	\$
59	12L01-148	Flow Control Assy (16, 21-23)	\$
60	04T07-102	90° Inlet 1/4 Barb (S/S)	\$
61	12E04-395	Straight S/S Inlet 1/4 Barb	\$
62	12T07-132	O-ring, Inlet	\$
63	12L01-101	Syrup Separator 3.0 oz (2-Prong)	\$
64	12L01-110	Syrup Separator 4.5 oz (3-Prong)	\$
65	12L01-156	Syrup Separator Multi-Flvr (4-Prong)	\$



# LANCER Replacement Parts for 3.0 oz. and 4.5 oz.

Soda Valves - Lancer







# UF-1 Adjustable Flow Rate Valves

ADJUSTABLE FROM 1.5 OZ. – 3.0 OZ. PER SECOND



**Sanitary Lever**



**Push Button**



**Optifill™  
Automatic Shutoff Sensor**

MOUNTING BLOCK INCLUDED WITH VALVE

Catalog No.	Description	25+	12+	6+	Each
12C07-500	Lever (Sanitary)	\$	\$	\$	\$
12C07-501	Push Button	\$	\$	\$	\$
Catalog No.	Description	6+	3+	Each	
12C07-503	Optifill™ Auto Shutoff Valve	\$	\$	\$	

## Replacement Parts for Adjustable Flow Rate Valves

Additional price breaks available on most items. Login to your website account or contact your sales representative for pricing.

Ref.#	Catalog No.	Description	Each
1	12C07-559	O-Ring (.028 I.D.)	\$
2	12C07-510	Body, Flow Control 1.5 – 3.0/sec (Black)	\$
2	12C07-101	Body, Flow Control 2.0 – 4.0/sec (Blue)	\$
3	12C07-578	O-Ring (.239 I.D.)	\$
4	12C07-571	O-Ring (.676 I.D.)	\$
5	12C07-577	Screw, Retainer Plate (#8-16 x 3/4L)	\$
6	12C07-569	Piston, Water (1.5 – 3.0 oz.)	\$
6	12C07-103	Piston, Water (2.0 – 4.0 oz.)	\$
7	12C07-536	Cylinder, Water/Syrup (Universal)	\$
7	12C07-104	Cylinder, Juice	\$
8	12C07-542	Spring, Flow Control (1.5 – 3.0 oz.)	\$
8	12C07-106	Spring, Flow Control (2.0 – 4.0 oz.)	\$
9	12C07-513	Screw, Nylon Adjustment	\$
9a	12C07-512	Top, Flow Control	\$
10	12C07-531	Retainer Plate, Flow Control	\$
11	12C07-568	Piston, Syrup (1.5 – 3.0 o.)	\$
11	12C07-539	Piston, Syrup (2.0 – 4.0 oz.)	\$
12	12C07-573	Cap Housing, Flow Washer	DISC.
13	12C07-286	Flow Washer (.60 GPM) Low Flow	\$
13	12C07-574	Flow Washer (1.0 GPM) High Flow	DISC.
14	12C07-551	Housing, Flow Washer	\$
15	12C07-502	Valve Body (Switch not included)	\$
16	12C07-549	Banjo Valve, Water (Black)	\$
17	12C07-549	Banjo Valve, Syrup (Black)	\$
18	12C07-564	Screw, TT #6-19 PAPH 24	\$
19	12C07-521	Solenoid AC	\$
20	12C07-504	Valve Head (Black)	\$

Ref.#	Catalog No.	Description	Each
21	12C07-514	Actuator Arm	\$
22	12C07-109	U-Pin Retainer, Flow Control	\$
23	12C07-561	O-Ring (1.174 I.D.)	\$
24	12C07-533	Spring, Return Valve	\$
25	12C07-110	Cover, Solenoid	\$
26	12C07-582	Mounting Block Assembly (Complete)	\$
27	12C07-580	O-Ring (.426 I.D.)	\$
28	12C07-506	Bottom Plate	\$
29a	12C07-105	Lever, Sanitary (pictured right)	\$
29b	12C07-111	Lever, Standard (pictured middle)	\$
29c	12C07-112	Lever, Optifill™ (pictured left)	\$
30	12C07-113	Nozzle Assembly (Complete)	\$
30	12C07-107	Nozzle Assembly for Juice (Complete)	\$
31	12C07-570	O-ring (.239 I.D.)	\$
32	12C07-516	Diffuser	\$
33	12C07-581	O-Ring, Diffuser (.926 I.D.)	\$
34	12C07-520	Inner Baffle	\$
34	12C07-102	Inner Baffle for Juice	\$
35	12C07-547	Nozzle only (Black)	\$
36	12C07-558	Front Cover (for Lever Valves)	\$
36	12C07-553	Front Cover (for Non-Lever Valves)	\$
37	12C07-552	Back Cover	\$
38	12C07-527	Switch/Harness (for Lever Valves)	\$
38a	12C07-526	Switch/Harness (for Push Button Valves)	\$
40	12C07-565	Module Assembly (Push Button)	\$
40	12C07-576	Module Assembly (Portion control)	\$
40	12C07-579	Module Assembly (Optifill™)	\$

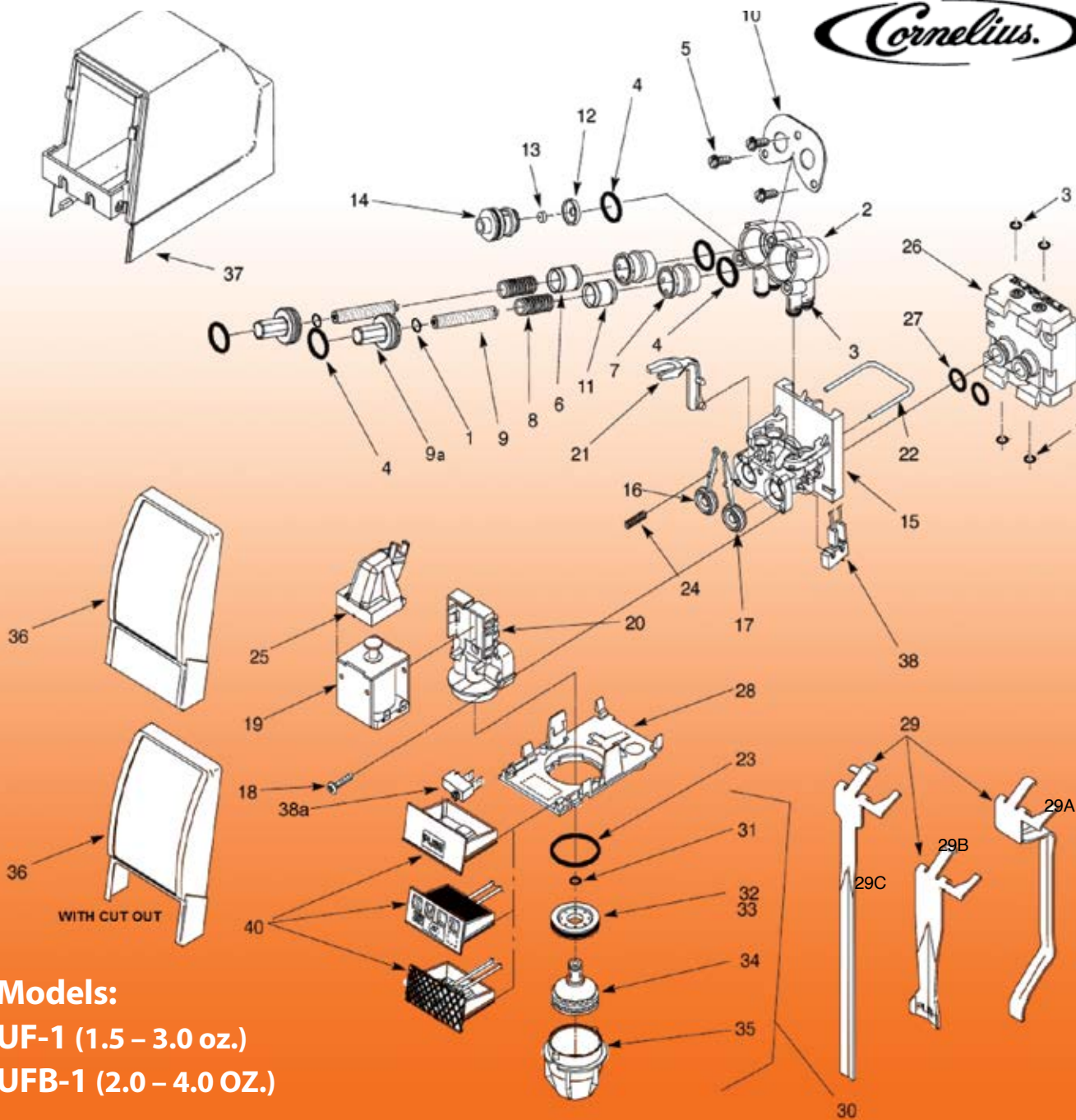




# Replacement Parts for UF-1 and UFB-1 Valves



Soda Valves - Cornelius




### Models:

UF-1 (1.5 – 3.0 oz.)

UFB-1 (2.0 – 4.0 OZ.)

Additional price breaks available on most items. Login to your website account or contact your sales representative for pricing.



**Water/Soda Side Lever Kit**

12C07-583

\$ \$



**90° Inlet Fitting**

04T07-102

\$ \$

Replacement O-ring 12T07-132 \$



**SF1/UF1 By-Pass Assembly**

12C07-249

\$ \$



# Syrup Separators

2 Prong Connection



**LANCER  
STANDARD FLOW LEV  
VALVES**  
12L01-101  
5+ <sup>\$</sup>\$ Ea. \$\$

3 Prong Connection



**LANCER  
FAST FLOW LEV  
VALVES**  
12L01-110  
5+ <sup>\$</sup>\$ Ea. \$\$

4 Prong Connection



**LANCER  
MULTI-FLAVOR  
VALVES**  
12L01-156  
5+ <sup>\$</sup>\$ Ea. \$\$



**FLOMATIC  
424 / 454 / 464  
VALVES**  
12D06-182  
5+ <sup>\$</sup>\$ Ea. \$\$



**FLOMATIC  
MECHANICAL  
VALVES**  
12D06-149  
5+ <sup>\$</sup>\$ Ea. \$\$



**CORNELIUS  
SF-1 / UF-1  
VALVES**  
12C07-249  
5+ <sup>\$</sup>\$ Ea. \$\$



**CORNELIUS  
FLAVOR FUSION  
VALVES**  
12C07-250  
5+ <sup>\$</sup>\$ Ea. \$\$

Additional price breaks available on most items. Login to your website account or contact your sales representative for pricing.



**DOLE  
FAST FLOW FFV  
VALVES**  
12A06-245  
5+ <sup>\$</sup>\$ Ea. \$\$



**WUNDER-BAR  
ALL SERIES BARGUN  
VALVES**  
12Q08-112  
5+ <sup>\$</sup>\$ Ea. \$\$



**SCHROEDER  
ALL BARGUN  
VALVES**  
12F01-100  
5+ <sup>\$</sup>\$ Ea. \$\$

## Brix Cups

Used to measure the ratio of syrup to water in a drink. A syrup separator is attached to the head of the valve and the brix cup is placed below the separator. When the valve is engaged, syrup should flow into the smaller tube while water should flow into the larger tube.

Ref.#	Catalog No.	Reg. Syrup	Diet Syrup	10+	5+	Each
1	12T07-186	5 to 1 Ratio (Standard)	5.5 to 1 ratio	\$	\$	\$
1	12T07-188	4.75 to 1 Ratio (McDonald's)	5.5 to 1 ratio	\$	\$	\$
2	12L01-133	5 to 1 Ratio (Coca Cola)	5.5 to 1 ratio	\$	\$	\$



# LANCER® Post-Mix Dispensers



**MODEL: CED 500**

- Stainless steel cabinet, water bath, product lines and drip tray assembly
- Insulation is CFC free structural foam, removable refrigeration deck
- Occupies a small area of counter space 10-3/8" W
- R134A refrigerant
- 1/4 hp
- 17 lb. ice bank, flooded manifold



SHIPS DIRECTLY FROM THE MANUFACTURER

DIMENSIONS: 10-3/8" W x 25-1/4" D x 23" H.  
ELECTRICAL: 115VAC/60Hz 7 AMP  
SHIPPING WEIGHT: 108 lbs.

PURCHASE CARBONATOR SEPARATELY

11L07-105 4-VALVE \$\$



**MODEL: CED 1500 STD**

- Stainless steel cabinet, water bath, product lines and splash tray
- Insulation is CFC free structural foam
- R134A refrigerant
- 1/3 hp
- 30 lb. ice bank, flooded manifold
- Optional lighted front marquee kit



SHIPS DIRECTLY FROM THE MANUFACTURER

DIMENSIONS: 19-6/32" W x 24" D x 25-3/8" H  
ELECTRICAL: 115VAC/60Hz 4.5 AMP  
SHIPPING WEIGHT: 150 lbs.

PURCHASE CARBONATOR SEPARATELY

11L07-106 6-VALVE \$\$

Post-Mix Soda Dispensers

# LANCER® Ice/Drink Dispensers

- Industry standard widths of 22" and 30" respectively
- Unique hex-drive ice agitation for trouble-free operation
- Heavy duty stainless steel cabinet construction
- High capacity ice storage bin
- Fully insulated ice storage bin and drip tray
- Plumbing access front and rear for installation flexibility
- Illuminated interchangeable front graphics
- LEV® sanitary lever or push-button valves



Model: IBD 4500



SHIPS DIRECTLY FROM THE MANUFACTURER

- 6 VALVE DIMENSIONS: 22" W x 30-1/2" D x 35-3/8" H.
- 8/10 VALVE DIMENSIONS: 30" W x 30-1/2" D x 35-3/8" H
- 6 VALVE ICE CAPACITY: 180 lbs
- 8/10 VALVE ICE CAPACITY: 250 lbs.
- ELECTRICAL: 115VAC/60Hz 3 AMP
- FITTINGS: 3/8" Barb inlets
- VALVES: LEV® model
- SHIPPING WEIGHTS: 6 Valve is 255 lbs; 8/10 Valve is 305 lbs.



PURCHASE CARBONATOR SEPARATELY

11L07-107 6 VALVE 3/2/1 \$\$

11L07-110 8 VALVE 3/1/1/3 \$\$

11L07-112 10 VALVE 3/1/2/1/3 \$\$



# LANCER In-Counter / Drop-in Postmix Dispensers

## Model: ICD 2200 STD

- Available with 5 or 6 valves
- Stainless steel construction with sealed-in cold plate, 3/4" drain with strainer
- Stainless steel flooded soda manifold and multiple plain water configurations
- Ice bin insulated with CFC free structural foam
- Tower designed with removable splash plate and drip tray for easy cleaning
- Optional top merchandiser and back marquee featuring lighted graphics



## Model: ICD 2300 STD

- Available with 8 valves
- Stainless steel construction with sealed-in cold plate, 3/4" drain with strainer
- Stainless steel flooded soda manifold and multiple plain water configurations
- Ice bin insulated with CFC free structural foam
- Tower designed with removable splash plate and drip tray for easy cleaning
- Optional top merchandiser and back marquee featuring lighted graphics



### SHIPS DIRECTLY FROM THE MANUFACTURER

DIMENSIONS: 15" W x 23" D x 33-3/8" H • COUNTER CUT-OUT: 15-1/4" x 23-1/4"  
 ICE CAPACITY: 60 lbs. • ELECTRICAL: 24VAC/60Hz • FITTINGS: 3/8" Barb inlets  
 VALVES: LEV® model • SHIPPING WEIGHT: 130 lbs.

**11L07-117 6 VALVE 3/2/1 \$\$\$**

### SHIPS DIRECTLY FROM THE MANUFACTURER

DIMENSIONS: 23" W x 23" D x 36-1/4" H • COUNTER CUT-OUT: 23-1/4" x 23-1/4"  
 ICE CAPACITY: 100 lbs. • ELECTRICAL: 24VAC/60Hz • FITTINGS: 3/8" Barb inlets  
 VALVES: LEV® model • SHIPPING WEIGHT: 150 lbs.

**11L07-118 8 VALVE 3/1/1/3 \$\$\$**

## Drop-In Conversion Stands

Sturdy stainless steel construction  
 Shipped UPS unassembled

Catalog No.	Description	Each
11T07-101	Fits Drop-in Units 15" x 23"	\$
11T07-100	Fits Drop-in Units 23" x 23"	\$



36" HEIGHT

# Wunder-Bar Mustang Universal Beverage Dispensers



8" W x 13.5" D x 16" H

## PLUMBED AS A STANDARD BAR GUN

Flow rate of 2 oz. per second, has recirculation capabilities and is ADA compliant. Upgrades, brand changes and software updates are easy via USB port

STANDARD SET-UP IS 6 BRANDS AND 2 FLAVOR SHOTS

CAN BE MODIFIED

TO DISPERSE 8 BRANDS AND 0 FLAVOR SHOTS

*(Let your sales representative know if you want this option)*



OPTIONAL REAR SCREEN DISPLAY



8" W x 13" D x 20" H

COUNTERTOP MODEL		
Catalog No.	Rear Screen Display	Each
12Q08-800	Not included	\$
12Q08-801	Included	\$

CLAMP-ON MODEL		
Catalog No.	Rear Screen Display	Each
12Q08-802	Not included	\$
12Q08-803	Included	\$

SHIPS DIRECTLY FROM THE MANUFACTURER





# "IBIS" Soda or Water Fountain Faucets

FOR DISPENSING CARBONATED WATER OR NONCARBONATED WATER

Counter top to faucet spout tip: 12" • Tip of spout back to base: 6" • Mounting shank: 1 1/4" diameter x 4 1/2" length • 1/4" barb connections



CHROME  
PLATED  
BRASS  
BODY

1-FAUCET  
12C03-208

\$\$



STAINLESS  
STEEL  
CONTACT  
WITH  
WATER

2-FAUCET  
12C03-209

\$\$



ADJUSTABLE  
FLOW  
CONTROL  
FAUCETS

3-FAUCET  
12C03-210

\$\$

"IBIS" Soda/Water Fountain Faucets

Additional price breaks available on most items. Login to your website account or contact your sales representative for pricing.

# "IBIS" Replacement Parts

FOR DISPENSING CARBONATED WATER OR NONCARBONATED WATER



Ref #	Catalog No.	Description	12+	6+	Each
1	12C03-300	Flow Control Faucet	\$	\$	\$
2	12C03-304	Flow Control Faucet	\$	\$	\$
3	12C03-301	Shank w/liner (plated)	\$	\$	\$
4	12C03-310	Shank (304 S/S)	\$	\$	\$

Ref #	Catalog No.	Description	12+	6+	Each
-	-	-	-	-	-
5	12C03-305	Shank Washer	\$	\$	\$
6	12C03-303	Coupler Nut	\$	\$	\$
7	12C03-302	Spacer (S/S)	\$	\$	\$

# Agitator Motors

FOR ALL MODEL ICE BANK COOLING UNITS



Up to 50% more efficient than other shaded pole motors



**BOXED WITH:**  
11pc #8-36 screws (for mounting)

**BEFORE BUYING, CHECK FOR:**

- Rotation & watts (stamped into face-plate)
- Shaft length & blade mount

**BLADES AND MOTORS SOLD SEPARATELY**

**MOTOR DIMENSIONS:**

3-25/32" Diameter  
3-9/64" deep

	Catalog No.	Rotates	Output	Shaft Length	Volts	4+	2+	Each
FLATTED	19Q06-106	CCW	15w	5"	115	<b>DISCONTINUED</b>		\$
	19Q06-108	CCW	15w	7"	115	\$	\$	\$

	Catalog No.	Rotates	Output	Shaft Length	Volts	4+	2+	Each
PIN HOLE	19Q06-101	CW	15w	8 1/2"	115	\$	\$	\$
	19Q06-104	CCW	15w	7"	115	\$	\$	\$
	*19Q06-107	CCW	25w	7"	115	\$	\$	\$
	*19Q06-114	CCW	25w	7"	230	\$	\$	\$

Uses Pin	Each
19E03-101	\$
19E03-102	\$
19E03-102	\$
19E03-102	\$

	Catalog No.	Rotates	Output	Shaft Length	Volts	4+	2+	Each
THREADED	**19Q06-103	CCW	15w	5"	115	<b>DISCONTINUED</b>		\$
	**19Q06-105	CCW	15w	7"	115	\$	\$	\$

Catalog No.	Description	Each
19Q06-112	Washer	\$
19Q06-110	Nut	\$

\* MULTIPLEX

\*\* CORNELIUS

## Replacement Blades



Ref.#	Catalog No.	Fits Shaft	Each
1	19A01-201	Flatted	\$
2	19C07-107	Pin Hole	\$
3	19Q06-111	Threaded	\$
4	19Q06-109	All	\$

## K-Way Replacement Soda Parts

## Submersible Agitator Pump

TOP OF THE LINE EPOXY ENCAPSULATED DESIGN WILL MEET ALL YOUR CONTINUOUS DUTY REQUIREMENTS

Pump rated: 115V / 50 Watts

Flow rate: 340 GPH @ 1'

Max lift: 12.2'

6' power cord



MEASUREMENTS FOR 09B04-105



Catalog No.	GPH	Outlet	4+	2+	Each
09B04-108	150	1/4" NPT	\$	\$	\$
09B04-105	300	1/4" NPT	\$	\$	\$



Circulator motor must be wired to by-pass this board. Board rated 7.2 amp.

Ref.	Catalog No.	Description	6+	3+	Each
1	09K05-102	Liquid Level Control	\$	\$	\$
2	19S05-124	Thermostat (soda)	\$	\$	\$
3	09S05-195	Probe Carbonator	\$	\$	\$

## Replacement Transformer

24V, 75V, 120V, 50/60hz

12T07-190

4+ **\$\$**

2+ **\$\$\$** Ea. **\$\$\$**



# Motorless Carbonating/Nitrogenating Tanks

PERFECT FOR CARBONATING ANY PRODUCT • PERFECT FOR NITROGENATING COLD BREW COFFEE

**MANUFACTURED USING A.E.B. HIGH QUALITY PRODUCT TANKS**

*Agitating tanks also available – Call your sales representative for complete details*

**CHARGE WITH DESIRED GAS UP TO 100 LB. AND IN A FEW MINUTES, YOUR PRODUCT IS READY TO GO**



Catalog No.	Description	10+	5+	Each
09C03-119	2.5 gal. Carb/Nitro Tank (strap handle)	\$	\$	\$
09C03-233	3 gal. Carb/Nitro Tank (strap handle)	\$	\$	\$
09C03-235	5 gal. Carb/Nitro Tank (strap handle)	\$	\$	\$

Catalog No.	Description	10+	5+	Each
09C03-120	2.5 gal. Carb/Nitro Tank (rubber top)	\$	\$	\$
09C03-238	3 gal. Carb/Nitro Tank (rubber top)	\$	\$	\$
09C03-236	5 gal. Carb/Nitro Tank (rubber top)	\$	\$	\$

## Carbonating/Nitrogenating Lid

USE WITH ANY PRODUCT TANK TO CREATE A MOTORLESS CARBONATING/NITROGENATING TANK

**ADD TO ANY EXISTING 2.5, 3 OR 5 GALLON PRODUCT TANK**  
**CHARGE WITH DESIRED GAS UP TO 100 LB. AND IN A FEW MINUTES, YOUR PRODUCT IS READY TO GO**

25+ \$\$

15D04-100 10+ \$\$ 5+ \$\$ Ea. \$\$



MODIFIED A.E.B. LID with BALL-LOCK CONNECTION

## Carbonating/Nitrogenating Stones

USE WITH ANY PRODUCT TANK TO CREATE A MOTORLESS CARBONATING/NITROGENATING TANK



FLARE DIP TUBE AFTER TANK INSTALLATION

Catalog No.	Description	25+	10+	5+	Each
09C03-125	Carbstone w/Dip Tube (has check valve)	\$	\$	\$	\$
09D03-125	Carbstone, 1/4" MFL (has check valve)	\$	\$	\$	\$
09C03-001	Carbstone, 1/4" Barb (no check valve)	\$	\$	\$	\$

NO CHECK VALVE



1/4" BARB



1/4" MFL

WITH CHECK VALVE

Motorless Carbonating/Nitrogenating Tanks and Stones



# McCann's Carbonators

CARBONATORS LISTED HAVE **ASSE 1022** SPECIFIED BACKFLOW PREVENTER

Carbonators and Replacement Parts



### SPECIFICATIONS FOR LISTED CARBONATORS

- Solid state 2 pc. float/probe liquid level control
- "Diamond Brite" tank with 5 year warranty
- 1/3 HP motor/115VAC 60Hz/7 amps
- 1/4" MFL CO<sub>2</sub> inlet, 3/8" MFL water inlet, 3/8" soda outlet(s)



### Retrofit Kit VENTED BACKFLOW PREVENTER

For all "Big Mac" Carbonators

**09T07-120** \$\$

Ref. #	Catalog No.	Description	Tank Cap	Outlets	Height	Width	Depth	Ship Weight	12+	6+	3+	Each
1	09T07-111	Small Carbonator	32 oz.	1	11"	9"	11-1/2"	25 lbs	\$	\$	\$	\$
2	09T07-107	Big Mac	2 gallon	2	10-1/2"	14"	13"	28 lbs	\$	\$	\$	\$
2	09D03-101	Big Mac (Stainless)	2 gallon	2	10-1/2"	14"	13"	28 lbs	-	\$	\$	\$

## McCann's

## Carbonator Replacement Parts



Electronic Probe

**09T07-100**

\$\$



Electronic Probe Conversion Kit

**09T07-101**

\$\$

### PROCON®



Procon Pump  
100GPH – 250 PSI

**09H02-134**

\$\$



1/3 HP Motor  
Welded Base

**09D08-200**

\$\$



Fittings Kit  
for Carbonators

**09D03-103**

\$\$

Additional price breaks available on most items. Login to your website account or contact your sales representative for pricing.



### ASSE 1022



Vented Backflow Preventer  
3/8"MPT x 3/8"MFL (1/4" B vent)

**09T07-105**

\$\$



Rebuild Kit for  
Backflow Preventer

**09T07-106**

\$\$



Check Valve 1/4" MFL  
Gas Inlet

**09C03-200**

\$\$



Pressure Relief  
180 PSI

**09C03-210**

\$\$



**SCHROEDER America Carbonator**

**MORE DURABLE & RELIABLE**




**NO MOVING PARTS**

**FEATURES**

- A fully solid state 2pc control module with zero moving parts provides a more durable, long lasting component over conventional float/switch designs
- 2.5 gallon stainless steel tank for durability and ease of cleaning
- NSF listed rotary vane pump has a built-in strainer and rated at 100 GPH
- Stainless steel base for improved durability

**SPECIFICATIONS**

- 115V / 60 Hz / 1725 rpm
- 2.5 gallon tank
- 100 GPH pump with strainer
- 240 PSI pressure relief valve
- ETL approved
- Inlet: 1/4" MFL & Outlet: 3/8" MFL(s)
- \* Weight: 30 lb.
- Dimensions: 14.75" W x 13" D x 11" H



**ASSE 1022**



Intertek

**RETRO-FIT TO McCANN'S CARBONATORS**

Ref.	Catalog No.	Description	12+	6+	3+	Each
1	09S07-100	Carbonator 2.5 gallon (110V)	\$	\$	\$	\$
2	09S07-101	Control Module only (Probe not included)	\$	\$	\$	\$
2,3	09S07-102	Retro-Fit Kit (to adapter to McCann's Carbonators) Includes: Ref. 3,4 + Cap and Plug Adapters	\$	\$	\$	\$
Ref.	Catalog No.	Description	50+	25+	10+	Each
4	09T07-105	Back Flow Preventer (ASSE 1022 and Low Lead Compliant)	\$	\$	\$	\$

**cerrowire 3-Wire 300-Volt Black SJ00W Line Cord**

**FOR COMMERCIAL OR RESIDENTIAL USE • VERY FLEXIBLE • DAMAGE RESISTANT**



PRICE PER FOOT

Catalog No.	Description	250 Roll	100'+	25'+	10'+	Per Ft.
10Z01-102	16 Gauge 3-wire Line Cord	\$	\$	\$	\$	\$
10Z01-101	14 Gauge 3-wire Line Cord	\$	\$	\$	\$	\$



Ref.#	Catalog No.	Description	20+	10+	5+	Each
1	20N09-101	Electrical Tape 3/4"W x 60'L	\$	\$	\$	\$
Ref.#	Catalog No.	Description	100+	25+	10+	Each
2	10Z01-103	Connector 16-18 Gauge	\$	\$	\$	\$
3	10Z01-104	Connector 12-14 Gauge	\$	\$	\$	\$

Ref.#	Catalog No.	Description	100+	50+	25+	Each
4	10E03-102	Eyelet 3/16" 18-22 Gauge	\$	\$	\$	\$
5	10E03-104	90° Spade 14-16 Gauge	\$	\$	\$	\$
Ref.#	Catalog No.	Description	25+	10+	Each	
6	10Z01-105	Female Receptacle 3-wire	\$	\$	\$	
7	10Z01-106	Male Plug 3-wire	\$	\$	\$	

# Delta 9100 HP Remote Recirculating Refrigeration System

DELTA 9100 IS A BENCHMARK IN THE FOUNTAIN DISPENSING MARKET



## LANCER®

PROVIDES OPTIMUM TEMPERATURE PRODUCT TO A REMOTE DISPENSING TOWER LOCATION

- 6 syrup coils to supply up to 6 valves
- 25-28 lb. ice bank weight
- Min. flowing pressure of 25 PSIG
- Max. static pressure of 50 PSIG
- Electronic ice bank control
- Electronic liquid level control
- CFC free refrigerant
- CO<sub>2</sub> requirements: min. pressure 70 PSIG  
Max. pressure 80 PSIG
- Water requirements: min. flow 25 PSIG  
Max. static pressure 50 PSIG
- Dimensions: 26"H x 16.5"W x 25.5"D
- Electrical: 115V / 60Hz
- Weight: 156 lb. empty, 200 lb. operating

SHIPS DIRECT FROM THE MANUFACTURER

09L07-100 \$\$



Remote Recirculating Refrigeration Units and Flash Chillers

## Tayfun T75 Flash Chiller

DESIGNED TO PRE-CHILL SYRUPS, WATER, BEER AND COFFEE



MAXIMUM RUN LENGTH 25'  
REQUIRES A 10-AMP DEDICATED CIRCUIT

FOR ONE TO THREE PRODUCTS

- 1/4 HP compressor
- 22 lb. ice bank
- R134a refrigerant
- 115V / 60Hz
- 550 watt consumption
- Weight: 75 lb.
- Dimensions: 15" W x 16" D x 28" H

19U07-300 \$\$

## Tayfun T160 Flash Chiller

DESIGNED TO PRE-CHILL SYRUPS, WATER, BEER AND COFFEE



MAXIMUM RUN LENGTH 25'  
REQUIRES A 15-AMP DEDICATED CIRCUIT

FOR ONE TO SIX PRODUCTS

- 1/2 HP compressor
- 53 lb. ice bank
- R134a refrigerant
- 115V / 60Hz
- 800 watt consumption
- Weight: 125 lb.
- Dimensions: 32" W x 19" D x 23" H

19U07-302 \$\$





# Electric Carbonator Motors



## Welded Base – 1/3 HP Single Voltage

- 1725 RPM
- 115V / 60Hz
- Automatic Overload
- 48Y Frame



①



## Resilient Base – X/XX HP Single or Dual Voltage

- 1725 RPM
- 115V / 60Hz or 115V/230V 60Hzs
- Automatic Overload



②

Ref.#	Catalog No.	Description	12+	6+	Each
-	-	-	-	-	-
1	09D08-200 (115 V) Century	Welded Base 1/3 HP	\$	\$	\$
2	09D08-101	Resilient Base 1/4 HP (115 V) Marathon	\$	\$	\$

Ref.#	Catalog No.	Description	12+	6+	Each
2	09D08-102	Resilient Base 1/3 HP (115 V) Marathon	\$	\$	\$
2	09D08-103	Resilient Base 1/3 HP (115 V/230 V) Marathon	\$	\$	\$
2	09D08-105	Resilient Base 1/2 HP (115 V/230 V) Marathon	\$	\$	\$

\*\*\* HALF PALLET (90 PC) and FULL PALLET (180 PC) PRICING AVAILABLE \*\*\*  
 FOR THE 1/3 HP (115 V) MARATHON MOTOR 09D08-102 - CALL FOR PRICING

## Service Cords: 3-Wire 16 Gauge

10E03-100

6' Length

10+ \$\$

5+ \$\$ Ea. \$\$



ROUND CABLE

10E03-103

8' Length

10+ \$\$

5+ \$\$ Ea. \$\$



ROUND CABLE

Additional price breaks available on most items. Login to your website account or contact your sales representative for pricing.

## Carbonator/Water Booster Shelving



### WALL / FLOOR MOUNT

Welded steel construction  
 Powder coat finish  
 8" H x 19-1/4" L x 12-1/4" D

DISC. ITEM  
 LIMITED  
 STOCK

15F09-120 \$\$



### WALL MOUNT

All stainless steel construction  
 Easy to assemble  
 8" H x 19-1/4" L x 12-1/4" D



15T07-125 \$\$



# PROCON® Rotary Vane Fluid Pumps

All pumps have a nominal speed of 1,725 RPM and a maximum discharge pressure of 250PSI. All pumps listed here have a clockwise rotation and an adjustable relief range (if available).

There is a multitude of configuration possibilities available. Contact your sales representative for pricing and availability if you do not see the pump you want.

Procon Rotary Vane Fluid Pumps



**SERIES 1**



**SERIES 2**



**SERIES 3**

Special discounted pricing on case qtls. drop-shipped from the manufacturer. Contact your sales representative for pricing.

**SERIES 1** Has a brass body and is designed for operating flow rates of 15 GPH to 140 GPH. This series also has an integral 100 mesh strainer. Strainer removes harmful particals from incoming flow.

Catalog No.	Manufacturer No.	Mount	Drive Coupler	Flow Rate GPH	Seal	Relief Setting	12+	6+	Each
09H02-125	101E100F11BA170	Bolt-on	Single Flat S/S	100 gph	Nitrile	170 psi	\$	\$	\$
09H02-185	101E070R11BC080	Bolt-on	Single Flatt S/S	70 gph	Fluorocarbon	80 psi	\$	\$	\$
09H02-124	101A050F11AA170	Clamp-on	Double Flat S/S	50 gph	Nitrile	170 psi	\$	\$	\$
09H02-186	101B070R11BC080	Clamp-On	Double Flat Bronze	70 gph	Fluorocarbon	80 psi	\$	\$	\$
09H02-175	101B100F11BC060	Clamp-on	Double Flat Bronze	100 gph	Nitrile	60 psi	\$	\$	\$
*09H02-102	111A100F11BA170	Clamp-on	Double Flat S/S	100 gph	Nitrile	170 psi	\$	\$	\$
*09H02-134	111A100F11AA250	Clamp-on	Double Flat S/S	100gph	Nitrile	250 psi	\$	\$	\$
*09H02-234	111B100F31AA250	Clamp-on	Double Flat Bronze	100 gph	Nitrile	250 psi	\$	\$	\$
09H02-146	101B100F11BC099	Clamp-on	Double Flat Bronze	100 gph	Nitrile	99 psi	\$	\$	\$
09H02-176	101C100F11BC060	Clamp-on	Double Flat Plastic	100 gph	Nitrile	60 psi	\$	\$	\$

**SERIES 2** Has a brass body and is designed for operating flow rates of 15 GPH to 140 GPH. This series is the same as the Series 1 pumps but does not have an integral strainer. Some models stocked have a balance relief valve.

Catalog No.	Manufacturer No.	Mount	Drive Coupler	Flow Rate GPH	Seal	Relief Setting	12+	6+	Each
09H02-118	102E100F11BA170	Bolt-on	Single Flat S/S	100 gph	Nitrile	170 psi	\$	\$	\$
*09H02-115	112A015F11DB130#	Clamp-on	Double Flat S/S	15 gph	Nitrile	130 psi	\$	\$	\$
*09H02-166	112A025F11DB130#	Clamp-on	Double Flat S/S	25 gph	Nitrile	130 psi	\$	\$	\$
*09H02-148	112A035F11DB130#	Clamp-on	Double Flat S/S	35 gph	Nitrile	130 psi	\$	\$	\$
09H02-170	102A050F11AA170	Clamp-on	Double Flat S/S	50 gph	Nitrile	170 psi	\$	\$	\$
09H02-200	102A060A11DB130	Clamp-on	Double Flatt S/S	60 gph	Nitrile	130 psi	\$	\$	\$
*09H02-144	112A060F11DB130#	Clamp-on	Double Flat S/S	60 gph	Nitrile	130 psi	\$	\$	\$
*09H02-159	112A070F11AA170	Clamp-on	Double Flat S/S	70 gph	Nitrile	170 psi	\$	\$	\$
09H02-108	102D100F11BD055	Clamp-on	Without Coupler	100 gph	Nitrile	55 psi	\$	\$	\$
*09H02-104	112A100F11BA170	Clamp-on	Double Flat S/S	100 gph	Nitrile	170 psi	\$	\$	\$
09H02-116	102A100R11BB130	Clamp-on	Double Flat S/S	100 gph	Fluorocarbon	130 psi	\$	\$	\$
09H02-110	102A125F11XX	Clamp-on	Double Flat S/S	125 gph	Nitrile	No Relief	\$	\$	\$

# WITH BALANCE RELIEF VALVE

**SERIES 3** Has a stainless steel body and is designed for operating flow rates of 15 GPH to 140 GPH. This series is the same as the Series 1 pumps but does not have an integral strainer.

Catalog No.	Manufacturer No.	Mount	Drive Coupler	Flow Rate GPH	Seal	Relief Setting	12+	6+	Each
*09H02-122	113E100F31BA170	Bolt-on	Single Flat S/S	100 gph	Nitrile	170 psi	\$	\$	\$
*09H02-174	113A050F31XX	Clamp-on	Double Flat S/S	50 gph	Nitrile	No Relief	\$	\$	\$
*09H02-130	113A100F31XX	Clamp-on	Double Flat S/S	100 gph	Nitrile	No Relief	\$	\$	\$
*09H02-230	113B100F31XX	Clamp-on	Double Flat Bronze	100 gph	Nitrile	No Relief	\$	\$	\$
*09H02-106	113A100F31BA170	Clamp-on	Double Flat S/S	100 gph	Nitrile	170 psi	\$	\$	\$

# PROCON® Rotary Vane Fluid Pumps

All pumps have a nominal speed of 1,725 RPM and a maximum discharge pressure of 250PSI. All pumps listed here have a clockwise rotation and an adjustable relief range (if available).

There is a multitude of configuration possibilities available. Contact your sales representative for pricing and availability if you do not see the pump you want.



**SERIES 4**



**SERIES 5**

## ESPRESSO MACHINE PUMP



**SERIES 7**

Special discounted pricing on case qtys. drop-shipped from the manufacturer. Contact your sales representative for pricing.

**SERIES 4** Has a brass body and is designed for operating flow rates of 115 GPH to 330 GPH. This series is constructed the same as Series 2 only larger in size. Has 1/2" FPT ports.

Catalog No.	Manufacturer No.	Mount	Drive Coupler	Flow Rate GPH	Seal	Relief Setting	12+	6+	Each
09H02-156	104E140F11BA170	Bolt-on	Single Flat S/S	140 gph	Nitrile	170 psi	\$	\$	\$
09H02-128	104E240F11XX	Bolt-on	Single Flat S/S	240 gph	Nitrile	No Relief	\$	\$	\$
09H02-132	104E240F11BA170	Bolt-on	Single Flat S/S	240 gph	Nitrile	170 psi	\$	\$	\$
09H02-136	104B240F11XX	Clamp-on	Double Flat Bronze	240 gph	Nitrile	No Relief	\$	\$	\$
09H02-126	104B240F11BA170	Clamp-on	Double Flat Bronze	240 gph	Nitrile	170 psi	\$	\$	\$
09H02-158	104B240R11BB130	Clamp-on	Double Flat Bronze	240 gph	Fluorocarbon	130 psi	\$	\$	\$
09H02-178	104C240F11BC099	Clamp-on	Double Flat Plastic	240 gph	Nitrile	99 psi	\$	\$	\$
09H02-179	10543 OEM PUMP	Clamp-on	Double Flat Plastic	240 gph	Nitrile	99 psi	\$	\$	\$

**SERIES 5** Has a stainless steel body and is designed for operating flow rates of 115 GPH to 330 GPH. This series is constructed the same as Series 3 only larger in size. Has 1/2" FPT ports.

Catalog No.	Manufacturer No.	Mount	Drive Coupler	Flow Rate GPH	Seal	Relief Setting	12+	6+	Each
09H02-131	105E240F31XX	Bolt-on	Single Flat S/S	240 gph	Nitrile	No Relief	\$	\$	\$
09H02-140	105E240F31BA170	Bolt-on	Single Flat S/S	240 gph	Nitrile	170 psi	\$	\$	\$
09H02-142	105B240F31XX	Clamp-on	Double Flat Bronze	240 gph	Nitrile	No Relief	\$	\$	\$
09H02-138	105B240F31BA170	Clamp-on	Double Flat Bronze	240 gph	Nitrile	170 psi	\$	\$	\$
09H02-168	105B240R31BB130	Clamp-on	Double Flat Bronze	240 gph	Fluorocarbon	130 psi	\$	\$	\$

**SERIES 6** Has a stainless steel body and is designed for operating flow rates of 300 GPH to 660 GPH. This series is available only in bolt-on and has no integral strainer or relief. Has 1" FPT ports.

**THIS ITEM IS NON-STOCK AND WILL BE SHIPPED DIRECTLY FROM THE MANUFACTURER. CALL YOUR REPRESENTATIVE FOR AVAILABLE MODELS AND PRICING.**

**SERIES 7** Has a brass body and is designed for operating flow rates of 15 GPH to 140 GPH. This series is constructed the same as Series 2 only more compact in size with a lower height. Has 3/8" FPT ports.

Catalog No.	Manufacturer No.	Mount	Drive Coupler	Flow Rate GPH	Seal	Relief Setting	12+	6+	Each
*09H02-180	117A015F11CB120	Clamp-on	Double Flat S/S	15 gph	Nitrile	120 psi	\$	\$	\$



# PROCON® Mag Drive Pump/Motor Assembly



**NO MECHANICAL SEAL TO FAIL  
LEAK FREE DESIGN  
MAGNETICALLY COUPLED  
STAINLESS STEEL CONSTRUCTION  
FOR CIRCULATING CARBONATED WATER**

- Direct drop-in for most standard pump and motor packages
- Motor voltage: 115/230 VAC 50/60 Hz
- Motor speed: 1360 RPM - 50 Hz / 1660 RPM - 60 Hz
- Pump relief setting: 100 PSI
- Pump ports: 3/8" FPT
- NSF listed pump
- Dimensions: 9" L x 4 1/4" W x 6" H
- Weight: 10 lbs.

NSF  
PROCON PUMP

09H02-300 \$\$

# PROCON® Pump Insulation and Accessories



**1 STYROFOAM INSULATION** For use with Series 2 and 3 Pumps  
**2 V-BAND CLAMP** For use with clamp-on Pumps  
**3 HVY-DUTY V-BAND CLAMP** For use with clamp-on pumps  
**4 BRONZE COUPLING SHAFT** For use slitted shafts  
**5 STRAINER SCREEN** For use with Series 1 Pumps

Ref.#	Catalog No.	Description	25+	10+	Each
1	09C07-125	Styrofoam Pump Insulation	\$	\$	\$
2	09H02-101	V-Band Pump Clamp	\$	\$	\$
3	09H02-103	Hvy-Duty V-Band Pump Clamp	\$	\$	\$

Ref.#	Catalog No.	Description	25+	10+	Each
4	09H02-114	Bronze Double-Flatted Coupling	\$	\$	\$
5	09H02-123	Strainer Screen	\$	\$	\$

Additional price breaks available on most items. Login to your website account or contact your sales representative for pricing.

# PROCON® Adapter for 56C Frame Motors

CONNECTS A PROCON® BOLT-ON STYLE PUMP WITH A SINGLE FLAT 7/16" DIA. SHAFT TO MOST BRANDS OF 56C FRAME MOTORS

09H02-133  
Adapter  
\$\$



*Martin*  
THIS MARTIN® 3-PC COUPLER CONNECTS THE PROCON® PUMP TO A 5/8 DIA. SHAFT ON 56C FRAME MOTORS

09H02-112 \$\$


## Vented Backflow Preventers



Ref. #	Catalog No.	Description	Inlet	Flow	Outlet	25+	10+	Each
1	09T07-105	Anderson Brass (1/4" barb vent)	3/8" MPT	→	3/8" MFL	\$	\$	\$
2	09K06-115	Watts Stainless Steel (Model SD3)	3/8" FPT	→	3/8" MFL	\$	\$	\$
-	09K06-116	Repair Kit for SD3	-	-	-	\$	\$	\$
-	09K06-117	Strainer only for SD3	-	-	-	\$	\$	\$
3	04C03-225	Hose Barb, S/S (1/8" MPT x 1/4" B)	-	-	-	\$	-	\$
4	09K06-109	Watts Stainless Steel (Model 9BD)	3/8" MFL	→	3/8" MFL	\$	\$	\$
5	09K06-110	Watts Stainless Steel (Model 9BD)	3/8" MPT	→	3/8" MPT	\$	\$	\$

Additional price breaks available on most items. Login to your website account or contact your sales representative for pricing.

## Single and Dual Stage Stainless Steel Check Valves



Ref. #	Catalog No.	Description	Inlet	Flow	Outlet	Each
1	09A06-212	Single Check (gas)	1/4" FPT	→	1/4" MPT	\$
2	09C03-224	Single Check (gas)	3/8" FPT	→	3/8" MPT	\$
3	09A06-213	Dual Check (water)	1/4" FPT	→	1/4" MPT	\$
4	09C03-101	Single Check (gas)	3/8" MPT	→	3/8" MFL	\$
5	09C03-222	Single Check (gas)	1/4" MFL	→	1/4" MFL	\$
6	09C03-223	Dual Check (water)	3/8" MFL	→	3/8" MFL	\$

### Repair Kits

INCLUDES: O-ring, sleeve, ball, spring, washer

Catalog No.	Description	Each
09C03-215	(Gas) Repair Kit	\$
09C03-216	(Water) Repair Kit	\$

## Brass Relief Valve

Other PSI and thread designs available.

Call your sales representative for more information

Catalog No.	Thread	Relief PSI	25+	10+	Each
09C03-230	1/4" MPF	75 PSI	\$	\$	\$
09C03-201	1/4" MPT	150 PSI	\$	\$	\$



## Strainers

### SUCTION-LINE STRAINER

Rubber top with stainless steel, 30 mesh strainer.



Ref. #	Catalog No.	Description	50+	25+	10+	Each
1	09C03-188	1/4" FPT, 1" diameter	\$	\$	\$	\$
2	09C03-190	3/8" MPT x 3/8" MPT	\$	\$	\$	\$

### IN-LINE STRAINER

White plastic with removable bowl and 80 mesh strainer.



# Ice Chests with Sealed-In Cold Plate

ALL S/S INTERIOR/EXTERIOR • GUARANTEED VOID-FREE, FOAMED-IN-PLACE INSULATION • NSF LISTED  
SEALED-IN COLD PLATE WITH 3/8" BARBED INLETS/OUTLETS • PRE-MIX AND POST-MIX MODELS

Ice Chests and Stands

## FREE-STANDING MODELS (15" x 22")



ALL  
ICE CHESTS  
SHIP  
DIRECTLY  
FROM  
TAPRITE



## DROP-IN MODELS (15" x 22")



Catalog No.	No. of Circuits	Type	Ice Capacity	Each
13D11-200	Seven	Pre-Mix	60 lb.	\$
13D11-311	Eight	Post-Mix	60 lb.	SEE BELOW

Catalog No.	No. of Circuits	Type	Ice Capacity	Each
13D11-100	Seven	Pre-Mix	60 lb.	\$
13D11-101	Eight	Post-Mix	60 lb.	\$

## FREE-STANDING MODELS (21" x 23")



ALL  
ICE CHESTS  
SHIP  
DIRECTLY  
FROM  
TAPRITE



## DROP-IN MODELS (21" x 23")



Catalog No.	No. of Circuits	Type	Ice Capacity	Each
13D11-202	Seven	Pre-Mix	80 lb.	\$
13D11-310	Nine	Post-Mix	80 lb.	SEE BELOW

Catalog No.	No. of Circuits	Type	Ice Capacity	Each
13D11-102	Seven	Pre-Mix	80 lb.	\$
13D11-103	Nine	Post-Mix	80 lb.	\$



All legs stands ship with legs detached to reduce shipping costs

## Leg Stands

FOR FREE-STANDING MODELS

**13D11-300**  
FITS 15" x 22"  
\$\$

**13D11-301**  
FITS 21" x 23"  
\$\$

## FREE-STANDING ICE CHEST / LEG STAND COMBOS

13D11-311 = 8-Circuit Postmix w/Stand \$\$


13D11-310 = 9 Circuit Postmic w/Stand  
\$\$





# 99.7% Pure Aluminum Cold Plates – Solid Aluminum

KEPT COVERED WITH ICE, CHILLS COOL BEVERAGES DOWN TO NEAR FREEZING TEMPERATURES



TILTED AND POLISHED TOP SURFACE TO ASSURE MAXIMUM COOLING.  
FITTINGS SOLD SEPARATELY



PRODUCT LINES



Wire Rack for 10" x 15" cold plates

## Cold Plates

Catalog No.	Fits Opening Size	No. of Circuits	Circuit Length	Tube I.D.	3+	Each
13A02-202	8" x 12"	Single	11'	1/4"	\$	\$
13A02-203	8" x 12"	Double	11'	1/4"	\$	\$
13A02-206	8" x 14"	Three	12'	1/4"	\$	\$
13A02-207	8" x 14"	Four	12'	1/4"	\$	\$
13A02-208	8" x 14"	Five	12'	1/4"	\$	\$
13A02-209	8" x 14"	Six	12'	1/4"	\$	\$
13A02-210	8" x 14"	Seven	12'	1/4"	\$	\$
13A02-228	8" x 14"	Eight	12'	1/4"	\$	\$
13A02-211	10" x 15"	Single	18'	1/4"	\$	\$
13A02-212	10" x 15"	Double	18'	1/4"	\$	\$
13A02-213	10" x 15"	Three	12'	5/16"	\$	\$
13A02-214	10" x 15"	Four	12'	5/16"	\$	\$
13A02-215	10" X 15"	Five	18'	1/4"	\$	\$
13A02-218	10" X 15"	Six	18'	1/4"	\$	\$
13A02-222	12" x 18"	Four	18'	5/16"	\$	\$
13A02-224	12" x 18"	Six	18'	5/16"	\$	\$
13A02-231	17" x 19"	Six	2 @ 27' 4 @ 12'	5/16"	\$	\$

13K02-100 10+ \$\$ 5+ \$\$ Ea. \$\$

## Fittings for Cold Plates



Ref.#	Catalog No.	Description	100+	50+	25+	Each
1	04C03-230	1/4" Barb x 1/2-16 MFL	\$	\$	\$	\$
2	04C03-126	3/8 Barb x 1/2-16 MFL	\$	\$	\$	\$
3	04C03-233	1/4" MFL x 1/2-16 MFL	\$	\$	\$	\$

### FLARE WASHER PRICES PER 100

Ref.#	Catalog No.	Description	300+	100+	Each
4	04E04-290	Flare Washer 1/2-16	\$	\$	\$

# Sanitizing Manifolds with Ball-Lock Connections

SANITIZES LINES, PRODUCT TANKS AND COMPONENTS



20D03-113

5-OUTLET \$\$



20D03-108

7-OUTLET \$\$

# Wunder-Bar Pre-Mix Dispensers

SETTING THE INDUSTRY STANDARD FOR OVER 40 YEARS

Pre-Mix Dispensers and Replacement Parts



**RE-DESIGNED BUTTON (Ref.8)  
NOW ACCEPTS THE  
REPLACEABLE BUTTON CAPS**



**RE-DESIGNED TO DISPENSE  
NON-CARB POSTMIX PRODUCTS  
CAN BE EASILY CONVERTED TO DISPENSE  
NON-CARB PREMIX PRODUCTS**

PRE-MIX (WITH SHIELD) DISPENSERS					
Catalog No.	No. of Buttons	Hose Connections	6+	3+	Each
12Q08-186	5	1/4" FFL	\$	\$	\$
12Q08-183	7	1/4" FFL	\$	\$	\$

PRE-MIX / POSTMIX (FAST FLOW) DISPENSERS					
Catalog No.	No. of Buttons	Hose Connections	6+	3+	Each
12Q08-223	1	1/4" FFL	<b>DISCONTINUED</b>		\$
12Q08-257	2	1/4" FFL	<b>DISCONTINUED</b>		\$



## Replacement Parts

Ref. #	Catalog No.	Description	Each
1	12Q08-285	Ferrule, Tube	\$
2	12Q08-106	O-ring, Tube Fitting	\$
3	12Q08-282	Spring, Valve	\$
4	12Q08-281	Head, Valve	\$
5	12Q08-133	O-ring, Valve	\$
6	12Q08-279	Tail, Valve	\$
7	12Q08-131	O-ring, Valve Ext.	\$
8	12Q08-199	Button, (for I.D. Caps)	\$
9	12Q08-353	Drip Cup Assembly	\$
10	-	I.D. Caps (see pg. 34)	-

Additional price breaks available on most items. Login to your website account or contact your sales representative for pricing.

## Pre-Mix Squeeze Valve Dispensers

DESIGNED TO DISPENSE BOTTLE QUALITY PREMIX PRODUCT

Positive flow control to prevent carbonation loss • Flow rates are easily adjustable



**12C07-140**  
1/4" BARB CONNECTION  
6+ \$\$ 3+ \$\$ Ea. \$\$



**12C07-141**  
1/4" MFL CONNECTION  
6+ \$\$ 3+ \$\$ Ea. \$\$



**11F09-141**  
MOUNTING BRACKET  
6+ \$\$ 3+ \$\$ Ea. \$\$

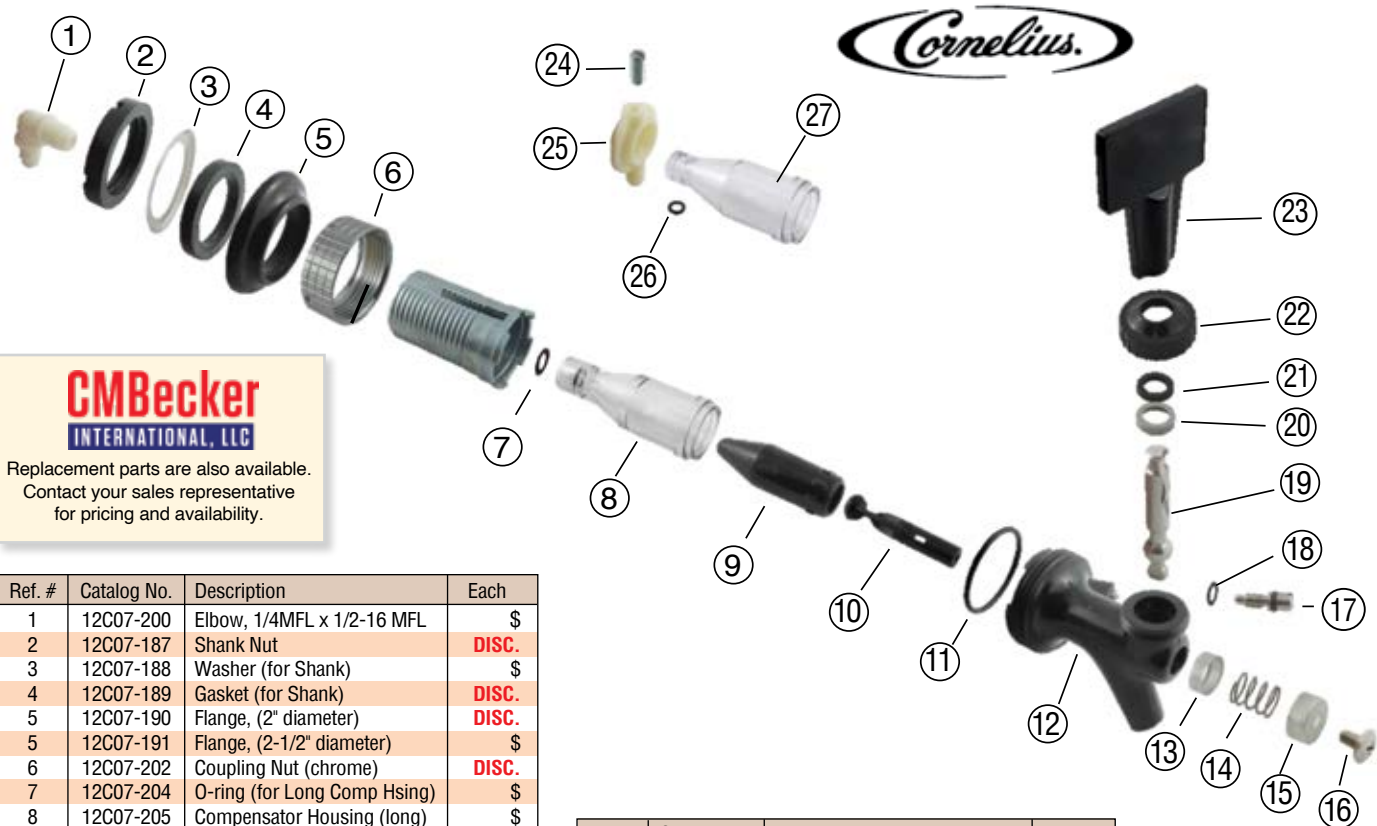
# Panel-Mount Pre-Mix Dispensing Valves

ADJUSTABLE FLOW RATE • SPRING LOADED TO SELF-CLOSE



Additional price breaks available on most items. Login to your website account or contact your sales representative for pricing.

## Replacement Parts for Pre-Mix Dispensing Valves



**CMBecker**  
INTERNATIONAL, LLC  
Replacement parts are also available. Contact your sales representative for pricing and availability.

Ref. #	Catalog No.	Description	Each
1	12C07-200	Elbow, 1/4MFL x 1/2-16 MFL	\$
2	12C07-187	Shank Nut	DISC.
3	12C07-188	Washer (for Shank)	\$
4	12C07-189	Gasket (for Shank)	DISC.
5	12C07-190	Flange, (2" diameter)	DISC.
5	12C07-191	Flange, (2-1/2" diameter)	\$
6	12C07-202	Coupling Nut (chrome)	DISC.
7	12C07-204	O-ring (for Long Comp Hsing)	\$
8	12C07-205	Compensator Housing (long)	\$
9	12C07-206	Compensator	\$
10	12C07-213	Plunger/Seat Assembly	\$
11	12C07-211	O-ring (for Faucet)	\$
12	12C07-218	Valve Body	\$
13	12C07-214	Sleeve, Spring (Inner)	\$
14	12C07-215	Spring (Self-closing)	\$
15	12C07-216	Spring Sleeve (Outer)	DISC.
16	12C07-217	Screw (Self-closing)	\$
17	12C07-219	Screw (Adj. Flow Rate)	\$
18	12C07-220	O-ring (for Adj. Flow Screw)	\$

Ref. #	Catalog No.	Description	Each
19	12C07-222	Faucet Lever S/S	DISC.
20	12C07-223	Ball Washer	\$
21	12C07-224	Friction Washer	\$
22	12C07-225	Bonnet	\$
23	12C07-129	T-handle Knob	\$
24	12C07-195	Yoke Screw	\$
25	12C07-196	Yoke (1/4"MFL)	\$
26	12C07-199	O-ring (for Short Comp Hsing)	\$
27	12C07-198	Compensator Housing (Short)	\$

Pre-Mix Dispensers and Replacement Parts



## Economy Primary CO<sub>2</sub> Soda Regulators




NOW WITH LONGER CO<sub>2</sub> STEMS



WALL MOUNT REGULATOR WITH SIX FOOT HIGH PRESSURE HOSE

ALL OUTLETS HAVE A CHECK VALVE

### SELECT FROM AVAILABLE OUTLETS



\*Has a 0-225 regulator body

\*Has a 0-225 regulator body

Ref. #	Catalog No.	Gauge	24+	12+	6+	Each
1A	03D03-132	*300 lb.	\$	\$	\$	\$
1B	03D03-231	*300 lb.	\$	\$	\$	\$
1C	03D03-232	*300 lb.	\$	\$	\$	\$
1D	03D03-233	*300 lb.	\$	\$	\$	\$
2A	03D03-109	100 lb.	\$	\$	\$	\$
2B	03D03-234	100 lb.	\$	\$	\$	\$
2C	03D03-235	100 lb.	\$	\$	\$	\$
2D	03D03-236	100 lb.	\$	\$	\$	\$

Outlet (w/Check Valve)	
1/4" MFL	
1/4" MFL Shutoff	
1/4" Barb Shutoff	
3/8" Barb Shutoff	
1/4" MFL	
1/4" MFL Shutoff	
1/4" Barb Shutoff	
3/8" Barb Shutoff	

Ref. #	Catalog No.	Gauge	24+	12+	6+	Each
3A	03D03-131	*300 lb.	\$	\$	\$	\$
3B	03D03-237	*300 lb.	\$	\$	\$	\$
3C	03D03-238	*300 lb.	\$	\$	\$	\$
3D	03D03-239	*300 lb.	\$	\$	\$	\$
4A	03D03-108	160 lb.	\$	\$	\$	\$
4B	03D03-240	160 lb.	\$	\$	\$	\$
4C	03D03-241	160 lb.	\$	\$	\$	\$
4D	03D03-242	160 lb.	\$	\$	\$	\$

Additional price breaks available on most items. Login to your website account or contact your sales representative for pricing.

## Economy Secondary & Nitrogen Soda Regulators



SECONDARY REGULATORS ARE NOW UNIVERSAL AND CAN BE USED AS A PASSTHRU AS WELL

Ref.#	Catalog No.	Gauge	24+	12+	6+	Each
1A	03D03-133	100 lb.	\$	\$	\$	\$
1B	03D03-243	100 lb.	\$	\$	\$	\$
1C	03D03-244	100 lb.	\$	\$	\$	4\$
1D	03D03-245	100 lb.	\$	\$	\$	4\$
2A	03D03-118	100 lb.	\$	\$	\$	\$
2B	03D03-247	100 lb.	\$	\$	\$	\$
2C	03D03-248	100 lb.	\$	\$	\$	\$
2D	03D03-249	100 lb.	\$	\$	\$	\$

Outlet (w/Check Valve)	
1/4" MFL	
1/4" MFL Shutoff	
1/4" Barb Shutoff	
3/8" Barb Shutoff	
1/4" MFL	
1/4" MFL Shutoff	
1/4" Barb Shutoff	
3/8" Barb Shutoff	

Ref. #	Catalog No.	Gauge	24+	12+	6+	Each
3A	03D03-139	60 lb.	\$	\$	\$	\$
3B	03D03-250	60 lb.	\$	\$	\$	\$
3C	03D03-251	60 lb.	\$	\$	\$	\$
3D	03D03-116	60 lb.	\$	\$	\$	\$
4A	03D03-113	160 lb.	\$	\$	\$	\$
4B	03D03-253	160 lb.	\$	\$	\$	\$
4C	03D03-254	160 lb.	\$	\$	\$	\$
4D	03D03-115	160 lb.	\$	\$	\$	\$



# TAPRITE<sup>®</sup> Primary CO<sub>2</sub> Soda Regulators



NOW WITH LONGER CO<sub>2</sub> STEMS



WALL MOUNT REGULATOR WITH SIX FOOT HIGH PRESSURE HOSE

**ALL OUTLETS HAVE A CHECK VALVE**

**SELECT FROM AVAILABLE OUTLETS**

**A** 1/4" MFL

**B** 1/4" MFL

**C** 1/4" BARB

**D** 3/8" BARB


Ref. #	Catalog No.	Gauge	24+	12+	6+	Each
1A	03J06-102	160 lb.	\$	\$	\$	\$
1B	03J06-109	160 lb.	\$	\$	\$	\$
1C	03J06-110	160 lb.	\$	\$	\$	\$
1D	03J06-111	160 lb.	\$	\$	\$	\$
2A	03J06-104	100 lb.	\$	\$	\$	\$
2B	03J06-112	100 lb.	\$	\$	\$	\$
2C	03J06-113	100 lb.	\$	\$	\$	\$
2D	03J06-114	100 lb.	\$	\$	\$	\$

Outlet (w/Check Valve)	
1/4" MFL	
1/4" MFL Shutoff	
1/4" Barb Shutoff	
3/8" Barb Shutoff	
1/4" MFL	
1/4" MFL Shutoff	
1/4" Barb Shutoff	
3/8" Barb Shutoff	

Ref. #	Catalog No.	Gauge	24+	12+	6+	Each
3A	03J06-103	160 lb.	\$	\$	\$	\$
3B	03J06-115	160 lb.	\$	\$	\$	\$
3C	03J06-116	160 lb.	\$	\$	\$	\$
3D	03J06-117	160 lb.	\$	\$	\$	\$
4A	03C09-103	160 lb.	\$	\$	\$	\$
4B	03J06-118	160 lb.	\$	\$	\$	\$
4C	03J06-119	160 lb.	\$	\$	\$	\$
4D	03J06-120	160 lb.	\$	\$	\$	\$

Additional price breaks available on most items. Login to your website account or contact your sales representative for pricing.

# TAPRITE<sup>®</sup> Secondary & Nitrogen Soda Regulators



SECONDARY REGULATORS ARE NOW UNIVERSAL AND CAN BE USED AS A PASSTHRU AS WELL


Ref. #	Catalog No.	Gauge	24+	12+	6+	Each
1A	03J06-105	100 lb.	\$	\$	\$	\$
1B	03J06-121	100 lb.	\$	\$	\$	\$
1C	03J06-122	100 lb.	\$	\$	\$	\$
1D	03J06-123	100 lb.	\$	\$	\$	\$
2A	03D03-117	100 lb.	\$	\$	\$	\$
2B	03J06-124	100 lb.	\$	\$	\$	\$
2C	03J06-125	100 lb.	\$	\$	\$	\$
2D	03J06-126	100 lb.	\$	\$	\$	\$

Outlet (w/Check Valve)	
1/4" MFL	
1/4" MFL Shutoff	
1/4" Barb Shutoff	
3/8" Barb Shutoff	
1/4" MFL	
1/4" MFL Shutoff	
1/4" Barb Shutoff	
3/8" Barb Shutoff	


Ref. #	Catalog No.	Gauge	24+	12+	6+	Each
3A	03D03-114	60 lb.	\$	\$	\$	\$
3B	03J06-127	60 lb.	\$	\$	\$	\$
3C	03J06-128	60 lb.	\$	\$	\$	\$
3D	03C09-115	60 lb.	\$	\$	\$	\$
4A	03C09-119	160 lb.	\$	\$	\$	\$
4B	03J06-130	160 lb.	\$	\$	\$	\$
4C	03J06-131	160 lb.	\$	\$	\$	\$
4D	03C09-114	160 lb.	\$	\$	\$	\$




## Primary CO<sub>2</sub> Soda Regulators




①  
0-160 PSI



②  
0-100 PSI



③  
0-160 PSI




④  
0-160 PSI


**NOW WITH LONGER CO<sub>2</sub> STEMS**

**SELECT FROM AVAILABLE OUTLETS**


ALL OUTLETS  
✓  
HAVE A CHECK VALVE




①  
1/4" MFL



②  
1/4" MFL



③  
1/4" BARB



④  
3/8" BARB

**WALL MOUNT REGULATOR WITH SIX FOOT HIGH PRESSURE HOSE**

Ref. #	Catalog No.	Gauge	24+	12+	6+	Each	Outlet (w/Check Valve)	Ref. #	Catalog No.	Gauge	24+	12+	6+	Each
1A	03D03-181	160 lb.	\$	\$	\$	\$	1/4" MFL	3A	03D03-180	160 lb.	\$	\$	\$	\$
1B	03D03-182	160 lb.	\$	\$	\$	\$	1/4" MFL Shutoff	3B	03D03-185	160 lb.	\$	\$	\$	\$
1C	03D03-183	160 lb.	\$	\$	\$	\$	1/4" Barb Shutoff	3C	03D03-186	160 lb.	\$	\$	\$	\$
1D	03D03-184	160 lb.	\$	\$	\$	\$	3/8" Barb Shutoff	3D	03D03-187	160 lb.	\$	\$	\$	\$
2A	03D03-170	100 lb.	\$	\$	\$	\$	1/4" MFL	4A	03D03-102	160 lb.	\$	\$	\$	\$
2B	03D03-176	100 lb.	\$	\$	\$	\$	1/4" MFL Shutoff	4B	03D03-190	160 lb.	\$	\$	\$	\$
2C	03D03-177	100 lb.	\$	\$	\$	\$	1/4" Barb Shutoff	4C	03D03-191	160 lb.	\$	\$	\$	\$
2D	03D03-276	100 lb.	\$	\$	\$	\$	3/8" Barb Shutoff	4D	03D03-192	160 lb.	\$	\$	\$	\$

Additional price breaks available on most items. Login to your website account or contact your sales representative for pricing.



## Secondary & Nitrogen Soda Regulators



①  
**NEW DESIGN**  
0-100 PSI



②  
0-100 PSI



③  
0-60 PSI



④  
0-100 PSI

**SECONDARY REGULATORS ARE NOW UNIVERSAL AND CAN BE USED AS A PASSTHRU AS WELL**

Ref. #	Catalog No.	Gauge	24+	12+	6+	Each	Outlet (w/Check Valve)	Ref. #	Catalog No.	Gauge	24+	12+	6+	Each
1A	03D03-127	100 lb.	\$	\$	\$	\$	1/4" MFL	3A	03D03-168	60 lb.	\$	\$	\$	\$
1B	03D03-216	100 lb.	\$	\$	\$	\$	1/4" MFL Shutoff	3B	03D03-222	60 lb.	\$	\$	\$	\$
1C	03D03-217	100 lb.	\$	\$	\$	\$	1/4" Barb Shutoff	3C	03D03-223	60 lb.	\$	\$	\$	\$
1D	03D03-218	100 lb.	\$	\$	\$	\$	3/8" Barb Shutoff	3D	03D03-169	60 lb.	\$	\$	\$	\$
2A	03D03-110	100 lb.	\$	\$	\$	\$	1/4" MFL	4A	03D03-266	100 lb.	\$	\$	\$	\$
2B	03D03-219	100 lb.	\$	\$	\$	\$	1/4" MFL Shutoff	4B	03D03-225	100 lb.	\$	\$	\$	\$
2C	03D03-220	100 lb.	\$	\$	\$	\$	1/4" Barb Shutoff	4C	03D03-226	100 lb.	\$	\$	\$	\$
2D	03D03-221	100 lb.	\$	\$	\$	\$	3/8" Barb Shutoff	4D	03D03-267	100 lb.	\$	\$	\$	\$







**Secondary TruRegs™**

## 0-15 PSI Secondary TruRegs™

HIGHER FLOW RATES • HIGHER PERFORMANCE • GREATER ACCURACY • GREATER SENSITIVITY  
DEPENDABLE AND RELIABLE • EXCEPTIONALLY LOW PRESSURE LOSS IN SERIES • EASY SERVICE



Catalog No.	Number of Regs.	Description	24+	12+	6+	Each
03M03-101	1	0-15 PSI, 1/4" MFL In/Out, 3/8" Barb Shutoff	\$	\$	\$	\$
03M03-102	2	0-15 PSI, 1/4" MFL In/Out, 3/8" Barb Shutoff	\$	\$	\$	\$
03M03-103	3	0-15 PSI, 1/4" MFL In/Out, 3/8" Barb Shutoff	\$	\$	\$	\$
03M03-104	4	0-15 PSI, 1/4" MFL In/Out, 3/8" Barb Shutoff	\$	\$	\$	\$

**Have a balanced draught system  
and still having **POURING PROBLEMS?**  
We designed a solution.**



**Secondary TruRegs™**

## 0-60 PSI Secondary TruRegs™



Catalog No.	Number of Regs.	Description	24+	12+	6+	Each
03M03-111	1	0-60 PSI, 1/4" MFL In/Out, 3/8" Barb Shutoff	\$	\$	\$	\$
03M03-112	2	0-60 PSI, 1/4" MFL In/Out, 3/8" Barb Shutoff	\$	\$	\$	\$
03M03-113	3	0-60 PSI, 1/4" MFL In/Out, 3/8" Barb Shutoff	\$	\$	\$	\$
03M03-114	4	0-60 PSI, 1/4" MFL In/Out, 3/8" Barb Shutoff	\$	\$	\$	\$



# FROST BUSTER

## TWO-INTO-ONE HIGH-FLOW REGULATORS

HELPS PREVENT REGULATORS FROM FREEZING UP WHEN HIGH VOLUMES OF CO<sub>2</sub> ARE BEING USED. SPLITS CO<sub>2</sub> FLOW INTO TWO REGULATORS THEN BACK INTO ONE GAS LINE OUT.



All regulators listed have shutoffs with 3/8" barb and a back check valve




Purchase regulator assembly, manifold, tubing and clamps separately

AVAILABLE WITH THE FOLLOWING BODIES



NOW WITH LONGER CO<sub>2</sub> STEMS



TANK MOUNT WITH CO <sub>2</sub> NUT/STEM						
Cat. No	Brand	Gauges	24+	12+	6+	Each
03D03-107	Economy	160 lb. & 2000 lb.	\$	\$	\$	\$
03C09-106	Taprite	160 lb. & 2000 lb.	\$	\$	\$	\$
03D03-171	Cornelius	160 lb. & 2000 lb.	\$	\$	\$	\$

WALL MOUNT WITH 6' HIGH PRESSURE HOSE						
Cat. No	Brand	Gauges	24+	12+	6+	Each
03D03-112	Economy	160 lb. & 2000 lb.	\$	\$	\$	\$
03C09-120	Taprite	160 lb. & 2000 lb.	\$	\$	\$	\$
03D03-175	Cornelius	160 lb. & 2000 lb.	\$	\$	\$	\$

Additional price breaks available on most items. Login to your website account or contact your sales representative for pricing.

## Miniature (Multi-Product) Regulators



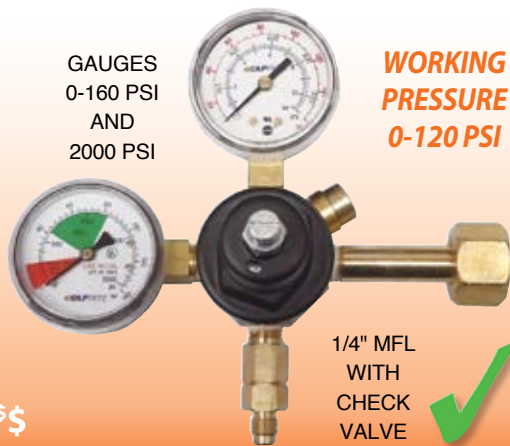
- 60 psi gauge
- Brass body
- Back-check valve
- Compact size
- 1/4" MFL fittings
- Quality construction
- 4/5 products have a inlet tee

Cat. No	Description	24+	12+	6+	Each
03G07-131	1 product, 15 lb. Gauge	DISCONTINUED			\$
03G07-503	1 product, 60 lb. Gauge	DISCONTINUED			\$
03G07-129	2 products, 60 lb. Gauge	DISCONTINUED			\$
03G07-130	4 products, 60 lb. Gauge	DISCONTINUED			\$



# TAPRITE® Economy Primary CO<sub>2</sub> Soda Regulator

The Economy Series Primary Soft Drink Regulator is easy to use and to maintain. The set screw adjustment makes it a "set and forget" tool for maintaining constant pressure into your system. The regulator's zinc bonnet and brass body and fittings help to minimize the chance for freeze-ups during peak usage while also making it corrosion resistant and highly durable in a number of environments.



03C09-302 24+ \$\$\$ 12+ \$\$ 6+ \$\$ Ea. \$\$

## Regulator Internal Repair Kits

**Economy**



FOR PRIMARY & SECONDARY REGS.

03D03-303

24+ \$\$  
12+ \$\$ 6+ \$\$  
Ea. \$\$

**TAPRITE®**  
DISPTEK



FOR PRIMARY & SECONDARY REGS.

03C09-112

24+ \$\$  
12+ \$\$ 6+ \$\$  
Ea. \$\$

**Cornelius®**



FOR PRIMARY REGS.

03C07-216

24+ \$\$  
12+ \$\$ 6+ \$\$  
Ea. \$\$

**TAPRITE®**  
DISPTEK



FOR "ECONOMY" TAPRITE REGS.

03C09-141

24+ \$\$  
12+ \$\$ 6+ \$\$  
Ea. \$\$

**TAPRITE®**  
DISPTEK



INLET O-RING ONLY

FOR PRIMARY & SECONDARY REGS.

06C09-101

24+ \$\$  
12+ \$\$ 6+ \$\$  
Ea. \$\$

**Cornelius®**



FOR SECONDARY REGS.

03C07-113

24+ \$\$  
12+ \$\$ 6+ \$\$  
Ea. \$\$



# Universal Gauge Protector

FOR USE WITH SINGLE BODY PRIMARY REGULATOR (NOT INCLUDED)



**TAPRITE**  
DISPTK



*Cornelius*



**NORGREN**

03A09-100 24+ **\$**\$ 12+ \$\$ 6+ \$\$ Each \$\$



## Rubber Gauge Boot

FITS MOST 2" DIAMETER GAUGES

03S07-100

- Pre-cut for easy installation
- Flexible rubber construction
- Offers moderate protection

50+ **\$**\$ 25+ \$\$  
10+ \$\$ 5+ \$\$ Ea. \$\$

## Dry and Liquid-Filled Gauges



**1-1/2" Diameter**  
**Low Pressure Dry Gauge**  
**1/8" MPT Stem**

- Steel case / Plastic lens
- Dual scale PSI & BAR
- Accuracy ± 1.6%



**2" Diameter**  
**Low Pressure Dry Gauge**  
**1/4" MPT Stem**

- Steel case
- Dual scale PSI & BAR
- Accuracy ± 1.6%



**2" Diameter**  
**High Pressure Dry Gauge**  
**1/4" MPT Stem**

- Steel case
- Dual scale PSI & BAR
- Accuracy ± 1.6%



**2-1/2" Diameter**  
**Low Pressure Liquid Filled**  
**1/4" MPT Stem**

- Steel case / Plastic lens
- Dual scale PSI & BAR
- Accuracy ± 1.6%

Catalog No.	Range	Threaded	50+	25+	10+	5+	Each
03G07-153	0-15 lb	Right Hand	\$	\$	\$	\$	\$
03G07-154	0-30 lb	Right Hand	\$	\$	\$	\$	\$
03G07-155	0-60 lb	Right Hand	\$	\$	\$	\$	\$
03C03-127	0-100 lb	Right Hand	\$	\$	\$	\$	\$



Catalog No.	Range	Threaded	50+	25+	10+	5+	Each
03G07-141	0-15 lb	Right Hand	\$	\$	\$	\$	\$
03G07-140	0-30 lb	Right Hand	\$	\$	\$	\$	\$
03G07-142	0-60 lb	Right Hand	\$	\$	\$	\$	\$
03G07-143	0-100 lb	Right Hand	\$	\$	\$	\$	\$
03G07-144	0-160 lb	Right Hand	\$	\$	\$	\$	\$
03G07-145	0-300 lb	Right Hand	\$	\$	\$	\$	\$

Catalog No.	Range	Threaded	50+	25+	10+	5+	Each
03G07-219	0-2000 lb.	Right Hand	\$	\$	\$	\$	\$
03G07-146	0-3000 lb.	Right Hand	\$	\$	\$	\$	\$
03G07-283	0-2000 lb.	Left Hand	\$	\$	\$	\$	\$
03G07-285	0-3000 lb.	Left Hand	\$	\$	\$	\$	\$

Catalog No.	Range	Threaded	50+	25+	10+	5+	Each
03G07-400	0-15 lb	Right Hand	\$	\$	\$	\$	\$
03G07-401	0-30 lb	Right Hand	\$	\$	\$	\$	\$
03G07-402	0-60 lb	Right Hand	\$	\$	\$	\$	\$
03G07-403	0-100 lb	Right Hand	\$	\$	\$	\$	\$
03G07-404	0-160 lb	Right Hand	\$	\$	\$	\$	\$



# Regulator and Air Distributor Fittings




Ref. #	Catalog No.	Description	100+	50+	25+	Each
1	05B01-206	Tee, 1/8" MPT x 1/4" MFL x 1/4" MFL	\$	\$	\$	\$
2	05B01-228	Adapter, 1/4" MFL x 1/8" MPT	\$	\$	\$	\$
3a	05B01-183	Adapter, 1/4" MFL x 1/4" MPT (RH Thread)	\$	\$	\$	\$
3b	03C03-122	Adapter, 1/4" MFL x 1/4" MPT (LH Thread)	\$	\$	\$	\$
4	03G07-174	Check Valve, 1/8" MPT > 1/4" MFL	\$	\$	\$	\$
5	05B01-345	Check Valve, 1/4" MPT > 1/4" MFL	\$	\$	\$	\$
6a	05B01-134	Pipe Plug, 1/8" MPT	\$	\$	\$	\$
6b	05B01-135	Pipe Plug, 1/4" MPT	\$	\$	\$	\$
7a	05B01-162	Reducer, 1/4" FPT x 1/8" MPT	\$	\$	\$	\$
7b	05B01-166	Reducer, 3/8" FPT x 1/4" MPT	\$	\$	\$	\$
8a	05B01-154	Hex Plug, 1/4" MPT (RH Thread)	\$	\$	\$	\$
8b	03S07-101	Hex Plug, 1/4" MPT (LH Thread)	\$	\$	\$	\$
9a	03G07-241	Hex Nipple, 1/4" MPT x 1/4" MPT (RH Thread)	\$	\$	\$	\$
9b	03C07-245	Hex Nipple, 1/4" MPT x 1/4" MPT (LH Thread)	\$	\$	\$	\$
9c	05C03-101	Hex Nipple, 1/4" MPT x 1/4" MPT (LHT x RHT)	\$	\$	\$	\$
10	03G07-237	Cap and Flare Washer, 1/4" FFL	\$	\$	\$	\$
11	03A03-121	Wye, 1/4" MPT x 1/4" FPT x 1/4" FPT	\$	\$	\$	\$
12	05B01-341	Ball Valve, 1/4" MPT > 1/4" B (with check)	\$	\$	\$	\$
13a	05B01-337	Ball Valve, 1/4" MPT x 3/8" B (no check)	\$	\$	\$	\$
13b	05B01-342	Ball Valve, 1/4" MPT > 3/8" B (with check)	\$	\$	\$	\$
14a	05B01-344	Ball Valve, 1/4" MPT x 1/4" MFL (no check)	\$	\$	\$	\$
14b	05B01-343	Ball Valve, 1/4" MPT > 1/4" MFL (with check)	\$	\$	\$	\$
15a	05B01-346	Ball Valve, 1/4" B x 1/4" B Lead Free	\$	\$	\$	\$
15b	05B01-347	Ball Valve, 3/8" B x 3/8" B Lead Free	\$	\$	\$	\$

1/4" OR 3/8" BARBS  
LEAD FREE

Additional price breaks available on most items. Login to your website account or contact your sales representative for pricing.

## Nitrogen Valve Connectors




Ref. #	Catalog No.	Description	24+	12+	6+	Each
1	02F08-101	Adapter, N <sup>2</sup> Cyl. x CO <sub>2</sub> Reg.	\$	\$	\$	\$
2	02F08-111	Adapter, CO <sub>2</sub> Cyl. x N <sup>2</sup> Reg.	\$	\$	\$	\$
3a	02F08-103	Nipple, Nitrogen 3" L (RHT)	\$	\$	\$	\$
3b	02A03-105	Nipple, Nitrogen 3" L (LHT)	\$	\$	\$	\$
4	02F08-102	Nut, Nitrogen	\$	\$	\$	\$
-	15H06-295	O-ring, (fits ref. #3)	-	-	-	\$

## CO<sub>2</sub> Quick Coupler



Ref.	Catalog No.	Description	50+	25+	Each
1	03B04-101	Male Coupler (5/16" B)	\$	\$	\$
2	03B04-102	Female Coupler (5/16" B)	\$	\$	\$

## CO<sub>2</sub> Valve Connectors



Ref. #	Catalog No.	Description	24+	12+	6+	Each
1a	02A03-102	Nipple, CO <sub>2</sub> (RHT)	\$	\$	\$	\$
1b	02A03-103	Nipple, CO <sub>2</sub> (LHT)	\$	\$	\$	\$
2	02A03-101	Nut, CO <sub>2</sub>	\$	\$	\$	\$

## CO<sub>2</sub> Washers



Ref. #	Catalog No.	Description	300+	100+	25+	Each
1	02C03-188	Hard Fiber Washer	\$	\$	-	\$
2	02H06-294	Nylon Washer	\$	\$	-	\$
3	02H08-111	ABC Permanent O-ring	\$	\$	\$	\$

# Air Distributors – Extruded Aluminum Body



**QUICKLY & EASILY CONVERT FROM RIGHT HAND INLET TO LEFT HAND INLET OR PASSTHRU**

Air Distributors - Extruded Aluminum Body

**1/4" MFL (OUTLETS)      1/4" MFL (INLET) + CAP/WASHER**



Catalog No.	Outlets	48+	24+	12+	6+	Each
03C03-400	2	\$	\$	\$	\$	\$
03C03-401	3	\$	\$	\$	\$	\$
03C03-402	4	\$	\$	\$	\$	\$
03C03-403	5	\$	\$	\$	\$	\$
03C03-404	6	\$	\$	\$	\$	\$
03C03-405	7	\$	\$	\$	\$	\$
03C03-406	8	\$	\$	\$	\$	\$
03C03-407	9	\$	\$	\$	\$	\$

**1/4" MFL (OUTLETS)      1/4" MFL (INLET) + CAP/WASHER**



Catalog No.	Outlets	48+	24+	12+	6+	Each
03C03-408	2	\$	\$	\$	\$	\$
03C03-409	3	\$	\$	\$	\$	\$
03C03-410	4	\$	\$	\$	\$	\$
03C03-411	5	\$	\$	\$	\$	\$
03C03-412	6	\$	\$	\$	\$	\$
03C03-413	7	\$	\$	\$	\$	\$
03C03-414	8	\$	\$	\$	\$	\$
03C03-415	9	\$	\$	\$	\$	\$

**1/4" BARB SHUTOFF (OUTLETS)      1/4" BARB (INLET) + CAP/WASHER**



Catalog No.	Outlets	48+	24+	12+	6+	Each
03C03-416	2	\$	\$	\$	\$	\$
03C03-417	3	\$	\$	\$	\$	\$
03C03-418	4	\$	\$	\$	\$	\$
03C03-419	5	\$	\$	\$	\$	\$
03C03-420	6	\$	\$	\$	\$	\$
03C03-421	7	\$	\$	\$	\$	\$
03C03-422	8	\$	\$	\$	\$	\$
03C03-423	9	\$	\$	\$	\$	\$

**3/8" BARB SHUTOFF (OUTLETS)      3/8" BARB (INLET) + CAP/WASHER**



Catalog No.	Outlets	48+	24+	12+	6+	Each
03C03-424	2	\$	\$	\$	\$	\$
03C03-425	3	\$	\$	\$	\$	\$
03C03-426	4	\$	\$	\$	\$	\$
03C03-427	5	\$	\$	\$	\$	\$
03C03-428	6	\$	\$	\$	\$	\$
03C03-429	7	\$	\$	\$	\$	\$
03C03-430	8	\$	\$	\$	\$	\$
03C03-431	9	\$	\$	\$	\$	\$

**3/8" BARB SHUTOFF (OUTLETS)      3/8" BARB (INLET) + CAP/WASHER**



Catalog No.	Outlets	48+	24+	12+	6+	Each
03C03-432	2	\$	\$	\$	\$	\$
03C03-433	3	\$	\$	\$	\$	\$
03C03-434	4	\$	\$	\$	\$	\$
03C03-435	5	\$	\$	\$	\$	\$
03C03-436	6	\$	\$	\$	\$	\$
03C03-437	7	\$	\$	\$	\$	\$
03C03-438	8	\$	\$	\$	\$	\$
03C03-439	9	\$	\$	\$	\$	\$

**1/4" MFL SHUTOFF (OUTLETS)      1/4" MFL (INLET) + CAP/WASHER**



Catalog No.	Outlets	48+	24+	12+	6+	Each
03C03-440	2	\$	\$	\$	\$	\$
03C03-441	3	\$	\$	\$	\$	\$
03C03-442	4	\$	\$	\$	\$	\$
03C03-443	5	\$	\$	\$	\$	\$
03C03-444	6	\$	\$	\$	\$	\$
03C03-445	7	\$	\$	\$	\$	\$
03C03-446	8	\$	\$	\$	\$	\$
03C03-447	9	\$	\$	\$	\$	\$

**1/4" MFL SHUTOFF (OUTLETS)      1/4" MFL (INLET) + CAP/WASHER**



Catalog No.	Outlets	48+	24+	12+	6+	Each
03C03-448	2	\$	\$	\$	\$	\$
03C03-449	3	\$	\$	\$	\$	\$
03C03-450	4	\$	\$	\$	\$	\$
03C03-451	5	\$	\$	\$	\$	\$
03C03-452	6	\$	\$	\$	\$	\$
03C03-453	7	\$	\$	\$	\$	\$
03C03-454	8	\$	\$	\$	\$	\$
03C03-455	9	\$	\$	\$	\$	\$





# Air Distributors – Chrome Plated Brass Body



**QUICKLY & EASILY CONVERT FROM RIGHT HAND INLET TO LEFT HAND INLET OR PASSTHRU**

Catalog No.	Outlets	48+	24+	12+	6+	Each
03B03-400	2	\$	\$	\$	\$	\$
03B03-401	3	\$	\$	\$	\$	\$
03B03-402	4	\$	\$	\$	\$	\$
03B03-403	5	\$	\$	\$	\$	\$
03B03-404	6	\$	\$	\$	\$	\$
03B03-405	7	\$	\$	\$	\$	\$
03B03-406	8	\$	\$	\$	\$	\$

**1/4" MFL (INLET) + CAP/WASHER**



**1/4" MFL (OUTLETS)**



Catalog No.	Outlets	48+	24+	12+	6+	Each
03B03-407	2	\$	\$	\$	\$	\$
03B03-408	3	\$	\$	\$	\$	\$
03B03-409	4	\$	\$	\$	\$	\$
03B03-410	5	\$	\$	\$	\$	\$
03B03-411	6	\$	\$	\$	\$	\$
03B03-412	7	\$	\$	\$	\$	\$
03B03-413	8	\$	\$	\$	\$	\$

**1/4" MFL (INLET) + CAP/WASHER**



**1/4" MFL (OUTLETS)**



Catalog No.	Outlets	48+	24+	12+	6+	Each
03B03-245	2	\$	\$	\$	\$	\$
03B03-246	3	\$	\$	\$	\$	\$
03B03-247	4	\$	\$	\$	\$	\$
03B03-417	5	\$	\$	\$	\$	\$
03B03-418	6	\$	\$	\$	\$	\$
03B03-419	7	\$	\$	\$	\$	\$
03B03-420	8	\$	\$	\$	\$	\$

**1/4" BARB (INLET) + CAP/WASHER**



**1/4" BARB SHUTOFF (OUTLETS)**



Catalog No.	Outlets	48+	24+	12+	6+	Each
03B03-127	2	\$	\$	\$	\$	\$
03B03-129	3	\$	\$	\$	\$	\$
03B03-130	4	\$	\$	\$	\$	\$
03B03-424	5	\$	\$	\$	\$	\$
03B03-425	6	\$	\$	\$	\$	\$
03B03-426	7	\$	\$	\$	\$	\$
03B03-427	8	\$	\$	\$	\$	\$

**3/8" BARB (INLET) + CAP/WASHER**



**3/8" BARB SHUTOFF (OUTLETS)**



Catalog No.	Outlets	48+	24+	12+	6+	Each
03B03-242	2	\$	\$	\$	\$	\$
03B03-243	3	\$	\$	\$	\$	\$
03B03-244	4	\$	\$	\$	\$	\$
03B03-431	5	\$	\$	\$	\$	\$
03B03-432	6	\$	\$	\$	\$	\$
03B03-433	7	\$	\$	\$	\$	\$
03B03-434	8	\$	\$	\$	\$	\$

**3/8" BARB (INLET) + CAP/WASHER**



**3/8" BARB SHUTOFF (OUTLETS)**



Catalog No.	Outlets	48+	24+	12+	6+	Each
03B03-435	2	\$	\$	\$	\$	\$
03B03-436	3	\$	\$	\$	\$	\$
03B03-437	4	\$	\$	\$	\$	\$
03B03-438	5	\$	\$	\$	\$	\$
03B03-439	6	\$	\$	\$	\$	\$
03B03-440	7	\$	\$	\$	\$	\$
03B03-441	8	\$	\$	\$	\$	\$

**1/4" MFL (INLET) + CAP/WASHER**



**1/4" MFL SHUTOFF (OUTLETS)**



Catalog No.	Outlets	48+	24+	12+	6+	Each
03B03-442	2	\$	\$	\$	\$	\$
03B03-443	3	\$	\$	\$	\$	\$
03B03-444	4	\$	\$	\$	\$	\$
03B03-445	5	\$	\$	\$	\$	\$
03B03-446	6	\$	\$	\$	\$	\$
03B03-447	7	\$	\$	\$	\$	\$
03B03-448	8	\$	\$	\$	\$	\$

**1/4" MFL (INLET) + CAP/WASHER**



**1/4" MFL SHUTOFF (OUTLETS)**



Air Distributors - Chrome Plated Brass Body

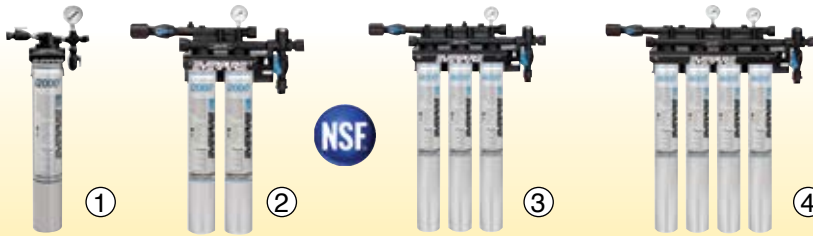
# EVERPURE® (QC) Soda Fountain Systems



1/2 micron filter systems for fountain applications makes beverages taste better and protects equipment from clogging, corrosion and abrasive wear. New and improved MC2 cartridge features Micro-Pure II media with antimicrobial protection to inhibit any potential bacteria growth. Cartridges are quick and easy to change.

Ref. #	Catalog No.	Description	# of Carb Dispersers	# of Syrup Containers	Approx. Capacity	Flow Rate	Each
1	09D02-147	Single MC2 System	1	up to 25/MTH	9,000 gal.	1.67 GPM	\$
1	09D02-102	Single MC2 System (without gauge)	1	up to 25/MTH	9,000 gal.	1.67 GPM	\$
2	09D02-148	Dual MC2 System	1	up to 50/MTH	18,000 gal.	3.34 GPM	\$
3	09D02-149	Triple MC2 System	2	Over 50/MTH	27,000 gal.	5 GPM	\$
4	09D02-144	Quadruple MC2 System	Up to 4	Over 50/MTH	36,000 gal.	7.3 GPM	\$

# EVERPURE® (QC) Insurice Ice Machine Systems



1/2 micron filter systems for ice machine applications. Reduces chlorine taste, odors and other offensive contaminants. Self-contained scale inhibitor feed reduces water-related ice machine problems caused by scale build-up. Cartridges feature Micro-Pure II media with antimicrobial protection to inhibit any potential bacteria growth. Cartridges are quick and easy to change.

Ref. #	Catalog No.	Description	Cubers Lbs per day	Flakers Lbs per day	Approx. Capacity	Flow Rate	Each
1	09D02-135	Single Insurice 2000 System	up to 750 lbs	up to 1,500 lbs	9,000 gal.	1.67 GPM	\$
2	09D02-136	Dual Insurice 2000 System	up to 1,450 lbs	up to 2,200 lbs	18,000 gal.	3.34 GPM	\$
3	09D02-129	Triple Insurice 4000 System	High volume	High volume	27,000 gal.	5 GPM	\$
4	09D02-138	Quadruple Insurice 4000 System	High volume	High volume	36,000 gal.	7.3 GPM	\$

# EVERPURE® (QC) Multi-Application Systems




BOTH SYSTEMS COME WITH LOW PRESSURE ALARM FOR CARTRIDGE CHANGE NOTIFICATION

1/2 micron filter systems (with 20" pre-filter and SR-X scale reduction feeder). These combo systems provide higher quality ingredient water for soda fountains, coffee and ice machines. New and improved MC2 cartridges feature Micro-Pure II media with antimicrobial protection to inhibit any potential bacteria growth. Cartridges are quick and easy to change.

Ref. #	Catalog No.	Description	Specifications	Approx. Capacity	Flow Rate	Each
1	09D02-145	Triple Multi-Application System	Depends upon application	27,000 gal.	5.7 GPM	\$
2	09D02-132	Quadruple Multi-Application System	Depends upon application	36,000 gal.	6.7 GPM	\$

# NSF EVERPURE® (QC) Replacement Cartridges



Ref. #	Catalog No.	Description	Micron	Scale Inhibitor	Capacity	12+	6+	Each
1	09D02-124	XC2	1/2	No	12,000 gal	\$	\$	\$
1	09D02-141	i4000	1/2	Yes	12,000 gal	\$	\$	\$
2	09D02-101	MC2	1/2	No	9,000 gal	\$	\$	\$
2	09D02-105	MH2	1/2	Yes	9,000 gal	\$	\$	\$
2	09D02-121	4CB5	5	No	6,000 gal	\$	\$	\$
2	09D02-122	4CB5-S	5	Yes	6,000 gal	\$	\$	\$
2	09D02-125	7CB5	5	No	10,000 gal	\$	\$	\$
2	09D02-126	7CB5-S	5	Yes	10,000 gal	\$	\$	\$
2	09D02-152	7S0	Softener cartridge		2,000 grains	\$	\$	\$
2	09D02-137	i2000	1/2	Yes	9,000 gal	\$	\$	\$
3	09D02-106	4C	1/2	No	3,000 gal	\$	\$	\$
3	09D02-107	4H	1/2	Yes	3,000 gal	\$	\$	\$
4	09D02-127	OCS2	1/2	Yes	1,500 gal	\$	\$	\$
4	09D02-110	2CB5	5	No	3,000 gal	\$	\$	\$

# EVERPURE Filter Heads

WITH MOUNTING BRACKETS  
EXCLUSIVELY FOR ALL EVERPURE (QC) CARTRIDGES

Ref. #	Catalog No.	Description	24+	12+	Each
1	09D02-162	QL2 Filter Head	\$	\$	\$
2	09D02-133	QL3B Filter Head	\$	\$	\$
3	09D02-157	Shutoff valve (only)	-	-	\$



①  
**QL2 HEAD**  
NO FITTINGS  
3/8" FPT IN/OUTLET

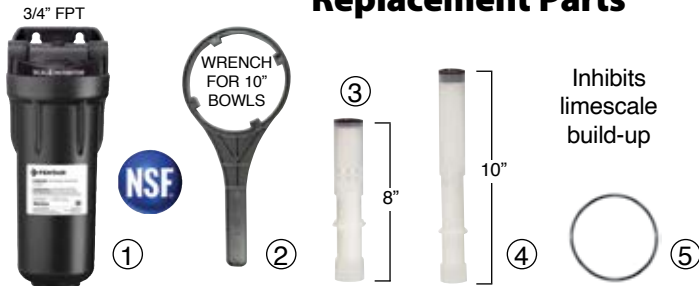


②  
**QL3B HEAD**  
WITH FITTINGS  
3/8" MFL IN/OUTLET

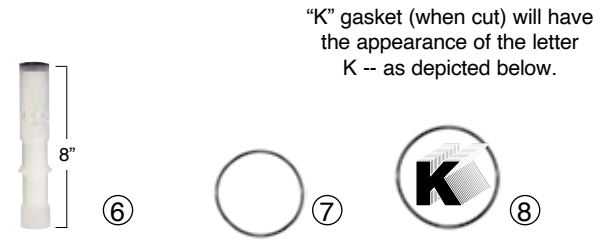


③  
**SHUTOFF VALVE**  
REPLACEMENT  
FITS QL3B HEAD

## EVERPURE SR-X (10") Feeder Replacement Parts




## EVERPURE IMF (8") Feeder Replacement Parts



Ref. #	Catalog No.	Description	12+	6+	Each
1	09D02-100	SR-X Feeder (complete w/scalestick)	\$	\$	\$
2	09S03-113	Wrench, 10" bowl (black)	\$	\$	\$
3	09D02-131	Scalestick, SS-IMF (8") works with an additional spacer	\$	\$	\$
4	09D02-154	Scalestick, SS-10 (10") works with all 10" Everpure bowls	\$	\$	\$
5	09D02-170	O-ring Replacement SR-X	\$	\$	\$
6	09D02-131	Scalestick, SS-IMF (8")	\$	\$	\$
7	09D02-150	O-ring Replacement IMF (threads on outside of bowl)		<b>CLOSEOUT</b>	\$
7	09D02-170	O-ring Replacement IMF (threads on inside of bowl)	\$	\$	\$
8	09D02-140	"K" Gasket, Replacement IMF (for oldest style IMF)		<b>CLOSEOUT</b>	\$

## EVERPURE "E" Pre-Filters EXTENDS LIFE OF SUBMICRON CARTRIDGES



### Replacement O-Rings

**09D02-150**  
For "K" series pre-filters with threads on outside of bowl

**09D02-170**  
For "E" series pre-filters with threads on inside of bowl



Ref. #	Catalog No.	Description	12+	6+	Each
1	09D02-130	Prefilter, "E" Series, 20"	-	-	\$
2	09D02-109	Cartridge, Replacement 20"	\$	\$	\$
3	09D02-112	Prefilter, "E" Series, 10"	-	-	\$
4	09D02-113	Cartridge, Replacement 10"	\$	\$	\$
5	09D02-150	O-ring, "K" Series	<b>CLOSEOUT</b>		\$
5	09D02-170	O-ring, "E" Series	\$	\$	\$



# Ice Machine and Soda Fountain Filtration Systems

NOW FEATURES NO-TOOLS REQUIRED QUICK CHANGE CARTRIDGES AND BUILT-IN AUTO SHUTOFF



**ICE SYSTEMS**  
Reduce sediment, chlorine, taste, odors and scale

- ICE 125-S (1 Micron)
- ICE 145-S (3 Micron)
- ICE 165-S (3 Micron)
- ICE 195-S (3 Micron)



**SODA SYSTEMS**  
Reduce sediment, chlorine, taste, and odors

- BEV 135 (1 Micron)
- BEV 145 (3 Micron)
- BEV 165 (3 Micron)
- BEV 195 (3 Micron)

### ICE MACHINE SYSTEMS

Ref.	Catalog No.	Description	Flow Rate	Capacity	Each
1	09A05-152	Ice 125-S	1.5 GPM	10,000 gal	\$
2	09A05-153	Ice 145-S	2.1 GPM	25,000 gal	\$
3	09A05-154	Ice 165-S	3.34 GPM	35,000 gal	\$
4	09A05-155	Ice 195-S	5.0 GPM	54,000 gal	\$

### SODA FOUNTAIN SYSTEMS

Ref.	Catalog No.	Description	Flow Rate	Capacity	Each
1	09A05-157	Bev 135	1.67 GPM	12,600 gal	\$
2	09A05-158	Bev 145	2.1 GPM	25,000 gal	\$
3	09A05-159	Bev 165	3.34 GPM	35,000 gal	\$
4	09A05-160	Bev 195	5.0 GPM	54,000 gal	\$

### ICE MACHINE REPLACEMENT CARTRIDGES

Catalog No.	Description	6+	3+	Each
09A05-199	For Ice 125-S	\$	\$	\$
09A05-200	For Ice 145-S	\$	\$	\$
09A05-201	For Ice 165-S	\$	\$	\$
09A05-202	For Ice 195-S	\$	\$	\$

### SODA FOUNTAIN REPLACEMENT CARTRIDGES

Catalog No.	Description	6+	3+	Each
09A05-198	For Bev 135	\$	\$	\$
09A05-203	For Bev 145	\$	\$	\$
09A05-204	For Bev 165	\$	\$	\$
09A05-205	For Bev 195	\$	\$	\$

# Coffee & Tea Brewers Filtration Systems

**3M** REDUCES SEDIMENT, CHLORINE, TASTE, ODORS AND SCALE  
BOTH SYSTEMS ARE 1 MICRON RATED **3/8" FPT INLET/OUTLET**



### COFFEE AND TEA BREWERS SYSTEMS

Catalog No.	Mfg. No.	Description	Flow Rate	Capacity	Each
09A05-300	56160-02	BREW125-MS	1.5 GPM	10,000 gallon	\$
09A05-301	56161-04	BREW130-MS	1.67 GPM	12,600 gallon	\$

### COFFEE AND TEA BREWERS REPLACEMENT CARTRIDGES

Catalog No.	Mfg. No.	Description	6+	3+	Each
09A05-311	56151-11	For Brew130-MS	\$	\$	\$

# Cuno 8000 System One and Iceasure Cartridges

**3M** CFS8112-S: 1 micron rated • 1.5 gpm flow rate • 10,000 gallon capacity



Catalog No.	Mfg. No.	Description	6+	3+	Each
09A05-131	CFS8112-S	Cartridge (Chlorine Taste/Odor/Scale)	\$	\$	\$





# Quick Change Modular Filter Systems

## WITH HOLLOW CARBON TECHNOLOGY & TURBO DESIGN

Hollow carbon technology contains small void spaces that act as a mechanical super-filter. This property removes dust particles while eliminating the need for a membrane or prefilter. Yet the filter technology still allows high flow rates and low pressure drops. Surrounding the carbon is an exclusive high porosity shell, a porous wrapper that ensures the maximum efficiency of the hollow carbon particles within.

The result is excellent reduction of chlorine, chloramine, odor, live cyst, microspheres and turbidity. The combination of hollow carbon particles and the turbo design ensures much higher contact time compared to traditional flow designs. SMF Systems provide ten times the capacity of conventional filters for particulate removal.



**QUICK CHANGE CARTRIDGES CAN BE USED IN OLDER SYSTEMS BY USING AN ADAPTER**

**CALL FOR MORE INFORMATION**

### ALL SMF SYSTEMS

Quickly and easily join together to increase capacity or to create custom configurations

Catalog No.	Mfg. No.	Application	Flow Rate	Rated Capacity Chlorine	Rated Capacity Chloramine	Rated Capacity Scale Inhibitor	Each	Replacement Cartridge	Mfg. No.	Each
09S03-200	QC 500F	Fountain	2.5 GPM	11,000 gal.	6,000 gal.	-	\$	09S03-205	QC 500-2	\$
09S03-201	IC 600	Fountain	2.5 GPM	50,000 gal.	7,000 gal.	-	\$	09S03-206	108-010	\$
09S03-202	IC 620	Fountain	5 GPM	100,000 gal.	30,000 gal.	-	\$	09S03-207	108-020	\$
09S03-203	IM 600	Ice Machine	7 GPM	-	-	75,000 gal.	\$	09S03-208	109-010-S	\$
09S03-204	ICE PRO	Ice Machine & FCB	5 GPM	50,000 gal.	15,000 gal.	13,000 gal.	\$	09S03-209	108-0101-P	\$



# Quick Change Coffee Pro Filter Systems

Reduces: Chlorine, Chloramine, Sediment, (Particulate Class 1), THM, Organics, Tannins, Bad Tastes, Odors and inhibits Scale

## WATER FILTRATION SYSTEMS FOR COFFEE APPLICATIONS

Catalog No.	Mfg. No.	Flow Rate	Rated Capacity Chlorine	Rated Capacity Chloramine	Rated Capacity Scale Inhibitor	Each
09S03-210	IC 600 CP	5 GPM	50,000 gal.	15,000 gal.	15,000 gal.	\$
09S03-211	IC 620 CP	5 GPM	100,000 gal.	30,000 gal.	30,000 gal.	\$

Catalog No.	Mfg. No.	Description	Each
09S03-215	108-010 CF	Replacement Cartridge for: IC 600 CP Filter System	\$
09S03-216	108-020 CF	Replacement Cartridge for: IC 620 CP Filter System	\$



## NSF Selecto Drop-in Cartridges

PRE-FILTER

20" POLYCARBON



Ref. #	Catalog No.	Mfg. No.	Replacement Cartridges	Each
1	09S03-108	101-230	Pre-filter 5 Micron	\$
2	09S03-112	101-300	Polycarbon 20"	\$

## Selecto Filter Housing O-Rings & Wrenches



Catalog No.	Mfg. No.	Description	Each
09S03-103	101-150	O-Ring, Black 10" Housing	\$
09S03-113	700-300	Wrench, 10" Housing	\$

# Replacement Cartridges for 10" & 20" Housings

**Purtrex™ Depth Filters (Sediment Removal)** - Provides: High volume sediment removal  
Blown microfiber technology meets the market requirements for a pure polypropylene depth filter with exceptional dirt-holding capability. Provides longer life and fewer changeouts than existing string-wound or resin bonded filters. An exceptional value for general applications.



Catalog No.	Description	20+	10+	5+	Each
09I01-111	Purex 10" (5 micron)	\$	\$	\$	\$

Catalog No.	Description	20+	10+	5+	Each
09I01-113	Purex 20" (5 micron)	\$	\$	\$	\$

**Poly-Pleat™ Pleated Filters (Sediment/Cyst Removal)** - Provides: Safe, cyst-free drinking water  
Pleated polypropylene filter media provides more surface area for longer filter life and increased particle removal. End caps, center tubes and media are thermally bonded as one integral component for added strength and to provide superior end sealing. FDA listed materials.



Catalog No.	Description	24+	12+	6+	Each
09I01-112	10" (Absolute 1 micron)	\$	\$	\$	\$

**Omnipure™ Carbon Block Filters (Taste/Odor/Chlorine Removal)** - Provides: Clarified drinking water  
Features OmnipureBlock™ coconut shell carbon block media, finished with polypropylene netting and end caps and compression gaskets. Significantly reduces: Chlorine, bad tastes and odors, turbidity (cloudy water), VOC's (volatile organic chemicals), pesticides and more.



Catalog No.	Description	20+	10+	5+	Each
09I01-115	10" (10 micron)	\$	\$	\$	\$



EXPECT MORE

## In-Line Water Filtration Cartridges

**TSTWATER® GAC Filters (Taste/Odor/Chlorine Removal)** - Provides: Clarified drinking water  
TST In line filters are constructed from the highest quality coconut shell GAC and specially selected plastics to give our customers some of the best performing filters in the industry. Also available with phosphates to aid in the control of scale and lime deposits.



- 1/4" FPT inlet and outlet
- Temp. range: 40-100F
- Pressure range: 20-125 PSI



**COCO GAC** - Removes chlorine, bad tastes, odors, dirt & rust  
**PHOSPHATE** - Inhibits formation of scale and lime build-up

Catalog No.	Description	25+	10+	5+	Each
09A01-200	6" COCO GAC	\$	\$	\$	\$
09A01-201	10" COCO GAC	\$	\$	\$	\$
09A01-202	6" COCO GAC, + Phosphates	\$	\$	\$	\$
09A01-203	10" COCO GAC, + Phosphates	\$	\$	\$	\$

## FLOJET® Electric Bottled Water System

DELIVERS BOTTLED WATER TO COFFEE MACHINES, BEVERAGE DISPENSERS, VENDING MACHINES, PORTABLE VENDING CARTS, ETC.



15F01-225

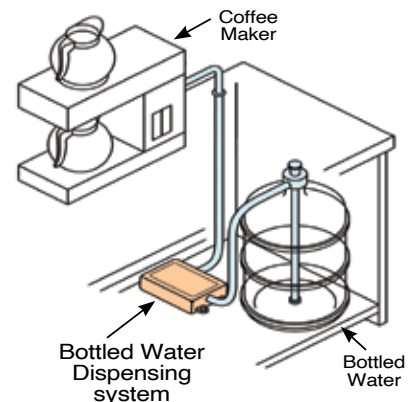
6+ \$\$\$

3+ \$\$ Ea. \$\$

**INCLUDES:**

- Base Unit with on/off rocker switch
- Suction wand and hose assembly
- 20' of 1/4" discharge tube w/compression nut
- 6' length wall power transformer

115V / 60Hz / .4 amp  
Max pressure 40 PSI  
Weight: 5 lb.





# SHURflo® Electric Water Booster Pump

Delivers increased water pressure to non-carb dispensing valves, filtration systems, supply carbonators, coffee machines, etc. Use where low pressure, fluctuating pressure or no pressure exists.

### 6' POWER CORD 3-PRONG

Ref. #	Catalog No.	Description	12+	6+	Each
1	09C07-117	60 PSI Pump (3/8" FPT in/out)	\$	\$	\$
1	09C07-118	90 PSI Pump (3/8" FPT in/out)	\$	\$	\$
NO POWER CORD – SET UP FOR HARD WIRE INSTALLATION					
1	15C07-137	45 PSI Pump (1/2" MPT in/out)	\$	\$	\$

Ref. #	Catalog No.	Description	25+	10+	Each
2	05C07-116	Hose stem, 3/8" B x 1/2" FPT	\$	\$	\$
2	05C07-117	Hose stem, 1/2" B x 1/2" FPT	\$	\$	\$
3	05C07-113	Elbow, 3/8" B x 1/2" FPT	\$	\$	\$

- NSF, UL, CSA listed
- Self-priming up to 8 vertical feet
- Can run pump dry without damage
- 115V / 60Hz



# FLOJET® CO<sub>2</sub>/Air Driven Water Booster Pump

Delivers increased water pressure to non-carb dispensing valves, filtration systems, supply carbonators, coffee machines, etc. Use where low pressure, fluctuating pressure or no pressure exists.

Catalog No.	Description	12+	6+	Each
09F01-101	20 PSI to 90 PSI (Max) pump	\$	\$	\$



- NSF listed
- Self-priming up to 10 feet
- Operating pressure range: 20-90 PSI
- Required: 30 PSI water regulator
- Gas inlet: 1/4" barb
- Liquid inlet/outlet: 1/2" barb

Additional price breaks available on most items. Login to your website account or contact your sales representative for pricing.

# SHURflo® Electric Water Booster System

Delivers consistent increased water pressure to one or more applications. Use where low, fluctuating or no pressure exists.

### FEATURES

- Pump & tank are NSF, UL, CSA listed
- Self-priming up to 8 vertical feet
- Can run pump dry without damage
- 21 oz. Accumulator tank
- 6' Power cord
- Liquid inlet/outlet: 3/8" barb
- 115V / 60Hz
- 9-1/2" W x 10-1/2" D x 4-1/2" H

Ref.#	Catalog No.	Description	4+	2+	Each
1	09C07-123	60 PSI Water Booster System	\$	\$	\$
1	09C07-124	90 PSI Water Booster System	\$	\$	\$
-	09C07-121	Accumulator only Tank (21 oz)	\$	\$	\$
2	04C03-196	Water Inlet fitting 3/8" barb (S/S)	\$	\$	\$
-	15H06-295	O-ring (for water inlet fitting)	-	-	\$



**WATER INLET S/S FITTING 3/8" Barb**

**FITS:**  
SHURFLO & McCANN'S WATER BOOSTERS



# McCann's® Electric Water Booster System

Delivers consistent increased water pressure to one or more applications. Use where low, fluctuating or no pressure exists.

### FEATURES

- NSF and UL listed pump and tank
- Self-priming up to 10 feet
- Operating pressure range: 80-100 PSI
- 180 PSI relief on tank
- 2 gallon accumulator tank
- Liquid inlet/outlet: 3/8" barb
- 9-1/2" H x 15-1/2" W x 14" D


Catalog No.	Description	4+	2+	Each
09T07-112	80 PSI to 100 PSI (Max) System	\$	\$	\$
09T07-113	Pump only (Aquatec)	\$	\$	\$
04C03-196	Water inlet fitting 3/8" barb (S/S)	\$	\$	\$



# WATTS® Adjustable Water Pressure Regulators

IDEAL FOR BEVERAGE EQUIPMENT, DRINKING FOUNTAINS, ICE MACHINES, HUMIDIFIERS & MORE!

THE INDUSTRY'S MOST POPULAR WATER PRESSURE REGULATOR



- Regulates city/main water pressure
- Maximum primary pressure 300 psi
- Forged brass body (lead free)
- 2" square x 4-1/4" height

Ref.#	Catalog No.	Pressure Range	Inlet Outlet	20+	10+	5+	Each
1	09K06-101	3 - 50 lb.	3/8" FPT	\$	\$	\$	\$
1	09K06-102	10-125 lb.	3/8" FPT	\$	\$	\$	\$
2	09K06-105	3 - 50 lb.	3/8" FPT	\$	\$	\$	\$
2	09K06-106	10-125 lb.	3/8" FPT	\$	\$	\$	\$
3	03G07-150	0-160 lb.	-	\$	\$	\$	\$

Water Pressure Regulators and Saddle Valves

## FLOJET® Pre-Set Water Pressure Regulator

- Minimizes input water pressure fluctuations
- Guards against high incoming spikes of pressure
- Regulates city/main water pressure
- Temperature range 34° to 120°F
- Polypropylene body and 3/8" B



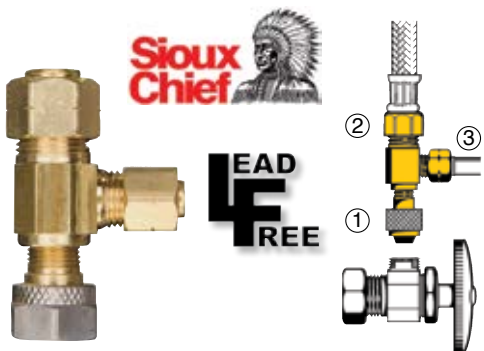
Catalog No.	Pre-Set	20+	10+	5+	Each
09F01-110	30 psi	\$	\$	\$	\$
09F01-111	50 psi	\$	\$	\$	\$

## SHURflo® Pre-Set Water Pressure Regulator

- Minimizes input water pressure fluctuations
- Guards against high incoming spikes of pressure
- Regulates city/main water pressure
- Temperature range 34° to 120°F
- Polypropylene body and stainless steel 3/8" B



Catalog No.	Pre-Set	20+	10+	5+	Each
09C07-113	30 psi	\$	\$	\$	\$
09C07-115	50 psi	\$	\$	\$	\$



## 3-Way Compression Adapt-A-Valve

PERFECT FOR ADDING AN ADDITIONAL WATER SUPPLY LINE

FOR ICE MAKERS, COFFEE MAKERS, INSTANT HOT WATER SYSTEMS, ETC.  
Lead free brass • For hot or cold applications • Maximum pressure 400 psi

Catalog No.	O.D. ①	O.D. ②	O.D. ③	100+	25+	10+	Each
05K06-102	3/8" C	3/8" C	3/8" C	\$	\$	\$	\$

### Heavy Duty Self Piercing Saddle Valve

DESIGNED TO HANDLE CARBONATORS  
Fits 5/8" O.D. to 7/8" O.D. pipe or tube  
Has a 3/8" MFL outlet

05L03-102

10+ \$\$ 5+ \$\$ Ea. \$\$

### Economy Self Piercing Saddle Valve

DESIGNED FOR ADDING A WATER LINE  
Fits 3/8" O.D. to 1-3/8" O.D. copper tube  
Has a 1/4" O.D. compression outlet

05B01-130

10+ \$\$ 5+ \$\$ Ea. \$\$

# Compression Fitting Adapters

Catalog No.	Description	100+	50+	25+	Ea.
05B01-331	1/4 Compression x 1/4 Barb	\$	\$	\$	\$
05B01-330	3/8 Compression x 3/8 Barb	\$	\$	\$	\$

**BRASS**  
COMPRESSION  
TO BARB



Catalog No.	Description	100+	50+	25+	Ea.
04C03-380	1/4 Compression x 1/4 Barb	\$	\$	\$	\$
04C03-381	3/8 Compression x 1/4 Barb	\$	\$	\$	\$
04C03-382	3/8 Compression x 3/8 Barb	\$	\$	\$	\$

**STAINLESS**  
COMPRESSION  
TO BARB




## Refrigeration Grade Soft Copper Tubing

CLEANED, CAPPED AND INDIVIDUALLY WRAPPED

- Specifically designed for water lines
- Flexible and easy to work with
- Has a .024 wall thickness
- Meets ASTM / NSF standards

PRICED PER 50' ROLL

Catalog No.	O.D. Size	20+	10+	5+	Each
05D05-101	1/4"	<b>PRICES CHANGE REGULARLY</b> <b>CALL FOR</b> <b>CURRENT PRICING</b>			
05D05-102	3/8"				
05D05-110	1/2"				



## Push-Back Style Glass Fillers

- Pedestal types have 8" clearance
- Includes: Coupling nut and 1/4" sweat tailpiece for connection or order 04E04-391 & 02H06-294 to convert to a 1/4" barb



①  
WALL MOUNT  
3/8" FPT  
INLET



②  
PEDESTAL MOUNT  
1/2" MPT SHANK  
2-1/4" LENGTH



③  
PEDESTAL MOUNT  
WITH 18 GAUGE  
DRAIN PAN  
1/2" MPT SHANK  
10-1/2" D x 12-1/2" W

Ref. #	Catalog No.	Description	Each
1	12C03-192	Wall Mount	\$
2	12M03-101	Pedestal Mount*	\$
3	12M03-104	Pedestal Mount with Drain	\$
-	12M03-102	Lever only (New style)	\$
-	12M03-105	Repair Kit (New style)	\$
-	12M03-103	Repair Kit (Old style)	\$

Additional price breaks available on most items. Login to your website account or contact your sales representative for pricing.

## Self-Closing Faucets

IDEAL FOR DISPENSING WATER,  
HOT OR COLD BEVERAGES,  
CERTAIN CHEMICALS AND INDUSTRIAL LIQUIDS

Ref. #	Catalog No.	Description	Each
1	12J09-104	1/2" MPT (SPB)	\$
2	12J09-107	1/2"-16 UNF	\$
2	12J09-102	3/4"-16 UNF	\$
3	12J09-103	1/2" Barb (FHSB)	\$



①



②  
1/2" MPT  
SIDE VIEW



③



PASS-THRU MOUNTING

## "No Drip" Seal





# Accuflex Quality Hose and Tubing

THE RECOGNIZED LEADER IN BEVERAGE TRANSFER PRODUCTS

140° Fahrenheit is the maximum operating temperature for all items listed



## BEVLEX® – Your Value Choice

Economically priced • Taste and odor resistant • Stress crack resistant  
Moderately flexible • NSF 51 & 61 certified • FDA compliant

### Bevlex® Series 200 CRYSTAL CLEAR VINYL DUAL DUROMETER CONSTRUCTION

• Very flexible • Excellent kink resistance • Taste protection properties • Phthalate FREE



FOR B-I-B SUCTION LINES						PRICES PER 100'			PRICE PER FOOT
Catalog No.	I.D.	O.D.	Working Pressure at 70° F	Clamp Index	Roll Size	4 Rolls	2 Rolls	1 Roll	Under 100'
08A05-126	3/8"	5/8"	50	J	100'	\$	\$	\$	Under 100' .-\$

### Bevlex® Series 222 Thinwall SEMI-TRANSPARENT POLYETHYLENE NON-BARRIER

• Inexpensive • Odorless and tasteless • Kink resistant



ACCEPTABLE FOR PRODUCT LINES						PRICES PER 100'				PRICE PER FOOT
Catalog No.	I.D.	O.D.	Working Pressure at 70° F	Clamp Index	Roll Size	4 Rolls	2 Rolls	1 Roll	100' Section	Under 100'
08H05-154	11/64"	1/4"	125	–	2000'	-	-	\$	–	Under 100' .-\$
08H05-115	1/4"	3/8"	125	B	500'	\$	\$	\$	\$	Under 100' .-\$
08H05-116	3/8"	1/2"	100	F	500'	\$	\$	\$	\$	Under 100' .-\$
08H05-117	1/2"	5/8"	75	H	500'	\$	\$	\$	\$	Under 100' .-\$

### Bevlex® Series 170 POLYESTER-REINFORCED POLYETHYLENE WITH COPOLYMER JACKET

• Increased pressure performance • Excellent resistance to kinks and stress cracks  
• Copolymer jacket is abrasion resistant

APPROVED BY MAJOR BOTTLERS



IDEAL FOR PRODUCT LINES						PRICES PER 100'				PRICE PER FOOT
Catalog No.	I.D.	O.D.	Working Pressure at 70° F	Clamp Index	Roll Size	4 Rolls	2 Rolls	1 Roll	100' Section	Under 100'
08H05-151	1/4"	15/32"	300	C	500'	\$	\$	\$	\$	Under 100' .-\$
08H05-153	1/4"	17/32"	300	F	500'	\$	\$	\$	\$	Under 100' .-\$
08H05-152	3/8"	19/32"	300	G	300'	\$	\$	\$	\$	Under 100' .-\$
08H05-155	1/2"	3/4"	250	K	500'	\$	\$	\$	\$	Under 100' .-\$

### Bevlex® Series 174 POLYESTER-REINFORCED POLYETHYLENE WITH MYLAR BARRIER

• Barrier helps prevent taste and odor permeation • Plus all the features of Series 170



HELPS MAINTAIN TASTE INTEGRITY						PRICES PER 100'				PRICE PER FOOT
Catalog NO.	I.D.	O.D.	Working Pressure at 70° F	Clamp Index	Roll Size	4 Rolls	2 Rolls	1 Roll	100' Section	Under 100'
08G03-105 (RED)	1/4"	15/32"	300	C	500'	\$	\$	\$	\$	Under 100' .-\$
08G03-107 (RED)	1/4"	17/32"	300	F	500'	\$	\$	\$	\$	Under 100' .-\$
08G03-110 (RED)	3/8"	5/8"	300	H	300'	\$	\$	\$	\$	Under 100' .-\$

### Bevlex® Series 180 JACKETED POLYESTER-REINFORCED POLYETHYLENE WITH GLAS-FLEX™

• Use after filtered water where algae can be a concern • Jacket prevents light from entering line preventing algae growth • Glas-Flex™ liner is non-porous, non-reactive, odorless, tasteless and provides superior barrier, cleanability and flushability • Allows quick flavor changes, including pungent flavors

APPROVED BY MAJOR BOTTLERS



HELPS PREVENT ALGAE GROWTH						PRICES PER 100'				PRICE PER FOOT
Catalog No.	I.D.	O.D.	Working Pressure at 70° F	Clamp Index	Roll Size	4 Rolls	2 Rolls	1 Roll	100' Section	Under 100'
08H05-157	1/4"	29/64"	300	E	100'	\$	\$	\$	-	Under 100' .-\$
08H05-158	3/8"	19/32"	300	G	100'	\$	\$	\$	-	Under 100' .-\$
08H05-159	1/2"	3/4"	200	K	100'	\$	\$	\$	-	Under 100' .-\$



Tubing (Soda Related)

# Accuflex Quality Hose and Tubing

THE RECOGNIZED LEADER IN BEVERAGE TRANSFER PRODUCTS

140° Fahrenheit is the maximum operating temperature for all items listed

**BETTER**

## CLEARBRAID® & BEV-FLEX® – Your Flexible Choice

Extremely flexible and kink resistant • Very tight bend radius • Taste and odor resistant • Stress crack resistant • NSF 51 & 61 certified • FDA compliant

### Clearbraid® Series K3150 CRYSTAL CLEAR PVC WITH POLYESTER REINFORCEMENT

• Ultra flexible • Excellent kink resistance • Polyester provides increased pressure performance while reducing elongation • Phthalate FREE

IDEAL FOR WATER AND JUICE LINES						PRICES PER 100'			PRICE PER FOOT	
Catalog No.	I.D.	O.D.	Working Pressure at 70° F	Clamp Index	Roll Size	4 Rolls	2 Rolls	1 Roll	Under 100'	
08H05-167	3/16"	3/8"	250	B	100'	\$	\$	\$	.\$	
08H05-367	3/16"	3/8"	250	B	300'	\$	\$	\$	–	
08H05-161	1/4"	7/16"	250	C	100'	\$	\$	\$	.\$	
08H05-361	1/4"	7/16"	250	C	300'	\$	\$	\$	–	
08H05-160	5/16"	17/32"	250	G	100'	\$	\$	\$	\$	
08H05-360	5/16"	17/32"	250	G	300'	\$	\$	\$	–	
08H05-162	3/8"	19/32"	225	H	100'	\$	\$	\$	\$	
08H05-362	3/8"	19/32"	225	H	300'	\$	\$	\$	–	
08H05-163	1/2"	3/4"	200	I	100'	\$	\$	\$	\$	
08H05-363	1/2"	3/4"	200	I	300'	\$	\$	\$	–	
08H05-164	5/8"	57/64"	200	R	100'	\$	\$	\$	\$	
08H05-165	3/4"	1-1/32"	150	P	100'	\$	\$	\$	\$	
08H05-166	1"	1-3/10"	125	-	100'	\$	\$	\$	\$	

OUR MOST FLEXIBLE TUBING!

Phthalate FREE



Tubing (Soda Related)

### Superflex Foxx Brand POLYETHYLENE WITH POLYESTER REINFORCEMENT

• Highly flexible • Odorless and tasteless • Kink resistant • Increased pressure performance

IDEAL FOR PRODUCT LINES						PRICES PER 100'			PRICE PER FOOT	
Catalog No.	I.D.	O.D.	Working Pressure at 70° F	Clamp Index	Roll Size	4 Rolls	2 Rolls	1 Roll	100' Section	Under 100'
08G03-111	1/4"	29/64"	250	C	500'	\$	\$	\$	\$	.\$
08E08-102	3/8"	5/8"	200	H	300'	\$	\$	\$	\$	\$

### Bev-Flex® Series 172 POLYESTER REINFORCED POLYETHYLENE WITH EVA COVER

• Extremely flexible • Excellent resistance to kinks and stress cracks • EVA cover allows for a very tight bend radius for those "hard to install" locations

APPROVED BY MAJOR BOTTLERS

VERY TIGHT BEND RADIUS!

IDEAL FOR PRODUCT LINES						PRICES PER 100'			PRICE PER FOOT	
Catalog No.	I.D.	O.D.	Working Pressure at 70° F	Clamp Index	Roll Size	4 Rolls	2 Rolls	1 Roll	100' Section	Under 100'
08H05-100	1/4"	27/64"	250	D	500'	\$	\$	\$	\$	.\$
08H05-101	1/4"	15/32"	250	C	500'	\$	\$	\$	\$	.\$
08H05-102	3/8"	5/8"	200	H	300'	\$	\$	\$	\$	.\$
08H05-103	1/2"	3/4"	200	K	100'	\$	\$	\$	–	\$
08H05-133	1/2"	3/4"	200	K	300'	\$	\$	\$	–	–
<b>WITH RED TRACER THREAD</b>										
08H05-104	1/4"	15/32"	250	C	500'	\$	\$	\$	\$	.\$
08H05-107	3/8"	5/8"	200	H	300'	\$	\$	\$	\$	.\$
<b>WITH BLUE TRACER THREAD</b>										
08H05-105	1/4"	15/32"	250	C	500'	\$	\$	\$	\$	.\$
08H05-108	3/8"	5/8"	200	H	300'	\$	\$	\$	\$	.\$



# Accuflex Quality Hose and Tubing

THE RECOGNIZED LEADER IN BEVERAGE TRANSFER PRODUCTS

140° Fahrenheit is the maximum operating temperature for all items listed



## BEV-SEAL ULTRA® – Your Barrier Choice

Flushable Glas-Flex™ liner allows changeovers from even the most pungent flavors with simple flushing procedures • Unsurpassed oxygen and flavor protection combined with flushability in a co-extruded tube • NSF 51 & 61 certified • FDA compliant

### Bev-Seal Ultra® Series 235 POLYOLEFIN TUBE WITH INTERNAL DUAL BARRIER

- Prevents flavor permeation • Works well with pungent flavors • Lightweight
- Allows quick flavor changeovers without taste transfer

APPROVED BY MAJOR BOTTLERS



PREVENTS FLAVOR PERMEATION						PRICES PER 100'				PRICE PER FOOT
Catalog No.	I.D.	O.D.	Working Pressure at 70° F	Clamp Index	Roll Size	4 Rolls	2 Rolls	1 Roll	100' Section	Under 100'
08H05-249	1/4"	3/8"	125	B	500'	\$	\$	\$	\$	\$
08H05-248	5/16"	7/16"	100	C	500'	\$	\$	\$	\$	\$
08H05-250	3/8"	1/2"	100	F	500'	\$	\$	\$	\$	\$
08H05-251	1/2"	5/8"	75	H	500'	\$	\$	\$	\$	\$

Tubing (Soda Related)

PREVENTS FLAVOR PERMEATION								PRICES PER 100'				PRICE PER FOOT
Catalog No.	I.D.	O.D.	Number	Color	Working Pressure at 70° F	Clamp Index	Roll Size	4 Rolls	2 Rolls	1 Roll	100' Section	Under 100'
<b>1/4" COLOR CODED AND NUMBERED</b>												
08H05-601	1/4"	3/8"	1	Blue	125	B	500'	\$	\$	\$	\$	\$
08H05-602	1/4"	3/8"	2	Black	125	B	500'	\$	\$	\$	\$	\$
08H05-603	1/4"	3/8"	3	Red	125	B	500'	\$	\$	\$	\$	\$
08H05-604	1/4"	3/8"	4	Green	125	B	500'	\$	\$	\$	\$	\$
08H05-605	1/4"	3/8"	5	Yellow	125	B	500'	\$	\$	\$	\$	\$
08H05-606	1/4"	3/8"	6	Orange	125	B	500'	\$	\$	\$	\$	\$
08H05-607	1/4"	3/8"	7	Gold	125	B	500'	\$	\$	\$	\$	\$
08H05-608	1/4"	3/8"	8	White	125	B	500'	\$	\$	\$	\$	\$
08H05-609	1/4"	3/8"	9	Pink	125	B	500'	\$	\$	\$	\$	\$
08H05-610	1/4"	3/8"	10	Purple	125	B	500'	\$	\$	\$	\$	\$
08H05-611	1/4"	3/8"	11	Black	125	B	500'	\$	\$	\$	\$	\$
08H05-612	1/4"	3/8"	12	Red	125	B	500'	\$	\$	\$	\$	\$
08H05-613	1/4"	3/8"	13	Green	125	B	500'	\$	\$	\$	\$	\$
08H05-614	1/4"	3/8"	14	Yellow	125	B	500'	\$	\$	\$	\$	\$
<b>3/8" COLOR CODED AND NUMBERED</b>												
08H05-301	3/8"	1/2"	1	Blue	100	F	500'	\$	\$	\$	\$	\$
08H05-302	3/8"	1/2"	2	Black	100	F	500'	\$	\$	\$	\$	\$
08H05-303	3/8"	1/2"	3	Red	100	F	500'	\$	\$	\$	\$	\$
08H05-304	3/8"	1/2"	4	Green	100	F	500'	\$	\$	\$	\$	\$
08H05-305	3/8"	1/2"	5	Yellow	100	F	500'	\$	\$	\$	\$	\$
08H05-306	3/8"	1/2"	6	Orange	100	F	500'	\$	\$	\$	\$	\$
08H05-307	3/8"	1/2"	7	Gold	100	F	500'	\$	\$	\$	\$	\$
08H05-308	3/8"	1/2"	8	White	100	F	500'	\$	\$	\$	\$	\$
08H05-309	3/8"	1/2"	9	Pink	100	F	500'	\$	\$	\$	\$	\$
08H05-310	3/8"	1/2"	10	Purple	100	F	500'	\$	\$	\$	\$	\$
08H05-311	3/8"	1/2"	11	Black	100	F	500'	\$	\$	\$	\$	\$
08H05-312	3/8"	1/2"	12	Red	100	F	500'	\$	\$	\$	\$	\$
08H05-313	3/8"	1/2"	13	Green	100	F	500'	\$	\$	\$	\$	\$
08H05-314	3/8"	1/2"	14	Yellow	100	F	500'	\$	\$	\$	\$	\$
08H05-315	3/8"	1/2"	15	Orange	100	F	500'	\$	\$	\$	\$	\$
08H05-316	3/8"	1/2"	16	Gold	100	F	500'	\$	\$	\$	\$	\$





# Accuflex Quality Hose and Tubing

## THE RECOGNIZED LEADER IN BEVERAGE TRANSFER PRODUCTS

140° Fahrenheit is the maximum operating temperature for all items listed except for High Temperature Tubing

### Drain Tubing

## Sani-Clean AM™ Series 218 SPECIAL PROPRIETARY COMPOUND

- Antimicrobial additive discourages the development of fungal growth on the inner and outer surface of tubing
- Unique translucent metallic gray color offers a sanitary appearance, while allowing for a visual inspection of the line
- Flexible and kink resistant

APPROVED BY MAJOR BOTTLERS

DISCOURAGES FUNGAL GROWTH						PRICES PER 100'			PRICE PER FOOT
Catalog No.	I.D.	O.D.	Working Pressure at 70° F	Clamp Index	Roll Size	4 Rolls	2 Rolls	1 Roll	Under 100'
08H05-401	1/2"	3/4"	45	06K07-101	100'	\$	\$	\$	\$
08H05-402	5/8"	7/8"	40	06K07-101	100'	\$	\$	\$	\$
08H05-403	3/4"	1"	39	06G08-206	100'	\$	\$	\$	\$
08H05-113	1"	1-1/4"	25	06G08-206	100'	\$	\$	\$	\$



## TigerFlex® Series DHG SMOOTH BORE PVC WITH PVC HELIX REINFORCEMENT

- Convuluted construction provides exceptional kink resistance • Has a very tight bend radius for "hard to install" locations • Ideal where kinking or crushing of tube is an issue

MINIMIZES FLOW RESTRICTIONS						PRICES PER 100'			PRICE PER FOOT
Catalog No.	I.D.	O.D.	Working Pressure at 68° F	Clamp Index	Roll Size	4 Rolls	2 Rolls	1 Roll	Under 100'
08H05-200	1/2"	11/16"	38	-	100'	\$	\$	\$	\$
08H05-201	3/4"	1-1/16"	36	-	100'	\$	\$	\$	\$
08H05-202	1"	1-3/8"	36	-	100'	\$	\$	\$	\$



### Outdoor Gas/Beverage Line

## Bev-Seal® Series 176 BARRIER PROTECTED, UV RESISTANT CO<sub>2</sub> SUPPLY HOSE

**NO FLAVOR  
CONTAMINATION**

- Unique Duo-Ex WHITE over BLACK outer jackets provide superior UV resistance and outdoor service life.
- Proprietary Barrier Protected core tube design resists permeation of the CO<sub>2</sub> gas, while at the same time protecting the gas from ingress of external contaminants • FDA compliant inner material
- Superior bend radius • NSF certified

IDEAL FOR OUTDOOR GAS LINES						PRICES PER 100'			PRICE PER FOOT
Catalog No.	I.D.	O.D.	Working Pressure at 70° F	Clamp Index	Roll Size	4 Rolls	2 Rolls	1 Roll	Under 100'
08H05-255	1/4"	15/32"	300	-	500'	\$	\$	\$	.\$
08H05-256	3/8"	19/32"	300	-	300'	\$	\$	\$	\$



### High Temperature Tubing

## Silcon® Silicone Tubing MANUFACTURED BY NEW AGE® INDUSTRIES

**HIGH  
TEMPERATURE**

- Able to withstand extreme temperature variations from -100°F to 500°F • Odorless, tasteless and inert
- Translucent natural color for visual contact with flow of product • Made from FDA sanctioned ingredients
- Excellent bend radius permits installation into restricted spaces without impeding flow • NSF certified

IDEAL FOR LOW PRESSURE APPLICATIONS						PRICES PER 100'			PRICE PER FOOT
Catalog No.	I.D.	O.D.	Working Pressure at 70° F	Clamp Index	Roll Size	4 Rolls	2 Rolls	1 Roll	Under 100'
08S01-101	5/16"	1/2"	10	-	100'	\$	\$	\$	\$
08S01-102	3/8"	5/8"	10	-	100'	\$	\$	\$	\$
08S01-103	1/2"	3/4"	10	-	100'	\$	\$	\$	\$



Tubing (Soda Related)



# Accuflex Bev-Seal Ultra® Tubing Bundles

## Bev-Seal Ultra® Series 974 CABLED BARRIER TUBING BUNDLE

**FLUSHABLE  
TASTE BARRIER**

- Tubes are Bev-Seal Ultra® Series 235, each color coded, numbered and branded with NSF markings
- Date coded for traceability • Special film wrap over tubes offers excellent flexibility and tight bend capabilities
- Silver-gray jacket coated with slip agent to minimize friction • Jacket is branded with NSF marks, sequential footage markings and product I.D. • **APPROVED BY MAJOR BOTTLERS**



**SOLD IN FULL ROLLS ONLY — 100' ROLLS STOCKED**

Tubing (Soda Related)



PREVENTS FLAVOR PERMEATION						PRICES PER 100'		
# of Lines	Configuration	OD	100' Roll Catalog No.	200' Roll Catalog No.	500' Roll Catalog No.	100' ROLL PRICING		
						4 Rolls	2 Rolls	1 Roll
8	7pc 1/4" 1pc 3/8"	1.5	08H05-168	08H05-175	08H05-176	\$	\$	\$
8	8pc 3/8"	2.0	08H05-173	08H05-182	08H05-183	\$	\$	\$
10	8pc 1/4" 2pc 3/8"	1.7	08H05-170	08H05-177	08H05-178	\$	\$	\$
10	10pc 3/8"	2.2	08H05-185	08H05-186	08H05-187	\$	\$	\$
12	8pc 1/4" 4pc 3/8"	2.0	08H05-172	08H05-179	08H05-180	\$	\$	\$
12	12pc 3/8"	2.2	08H05-188	08H05-191	08H05-189	\$	\$	\$
14	10pc 1/4" 4pc 3/8"	2.2	08H05-184	08H05-190	08H05-192	\$	\$	\$
14	14pc 3/8"	2.6	08H05-174	08H05-193	08H05-181	\$	\$	\$
16	16pc 3/8"	3.0	08H05-195	08H05-196	08H05-194	\$	\$	\$

### Ratcheting Bundle Cutter

PERFECT FOR CUTTING BUNDLES UP TO 2-1/2" DIA.

When used properly and blades kept sharp, the ratcheting bundle cutter will produce clean and square cuts



20H05-102 \$\$

### Jacket Slicer for Bundles

EASILY SPLITS JACKET FOR ACCESS TO TUBES

Easily slides in from the end between tubes and bundle jacket



20H05-101 \$\$



# Stainless Steel Stepless Clamps

**STEPLESS® . . . WHEN NOTHING LESS THAN A PERFECT SEAL WILL DO**

- Manufactured of 304 grade stainless steel for extended durability and increased corrosion resistance
- Stepless® tongue-in-groove design provides uniform pressure and gapless leak-free seal
- All Oetiker® clamps have burr-free edges to protect parts and to prevent injury during assembly
- The clamp ears adjustable crimp range compensates for component tolerances and applied pressure



HOW TO ORDER CLAMPS AND FERRULES TO PROPERLY FIT HOSE: Selecting the correct clamp is similar to fitting a ring on your finger. There should be sufficient "play" to get the clamp on and off the hose with ease. For softer vinyl hoses, the hose should be placed on the fitting before selecting a clamp size.

Catalog No.	Oetiker No.	Range Closed-Open	Clamp Index	Prices per bags of 100 pc			Price Each
				500+	300+	100+	
06G08-212	7.0	.228 - .276	-	\$	\$	\$	.\$
06G08-187	8.0	.268 - .315	-	\$	\$	\$	.\$
06G08-188	8.7	.276 - .343	A	\$	\$	\$	.\$
06G08-189	9.5	.307 - .374	-	\$	\$	\$	.\$
06G08-198	10.0	.327 - .394	-	\$	\$	\$	.\$
06G08-205	10.5	.346 - .413	B	\$	\$	\$	.\$
06G08-190	11.3	.378 - .445	D	\$	\$	\$	.\$
06G08-207	11.8	.398 - .465	-	\$	\$	\$	.\$
06G08-184	12.3	.386 - .484	C	\$	\$	\$	.\$
06G08-181	12.8	.406 - .504	-	\$	\$	\$	.\$
06G08-185	13.3	.425 - .524	E	\$	\$	\$	.\$
06G08-191	14.0	.453 - .551	F	\$	\$	\$	.\$
06G08-192	14.5	.472 - .571	Q	\$	\$	\$	.\$
06G08-214	15.3	.504 - .602	-	\$	\$	\$	.\$
06G08-193	15.7	.520 - .618	G	\$	\$	\$	.\$
06G08-203	16.2	.539 - .638	M	\$	\$	\$	.\$
06G08-183	17.0	.571 - .669	H	\$	\$	\$	.\$
06G08-215	17.5	.591 - .689	-	\$	\$	\$	.\$
06G08-194	18.5	.602 - .728	J	\$	\$	\$	.\$
06G08-233	19.2	.629 - .755	-	-	\$	\$	.\$
06G08-195	19.8	.654 - .780	K	\$	\$	\$	.\$
06G08-201	21.0	.701 - .827	I	\$	\$	\$	.\$
06G08-196	22.6	.764 - .890	L	\$	\$	\$	.\$
06G08-208	23.5	.799 - .925	R	\$	\$	\$	.\$

Catalog No.	Oetiker No.	Range Closed-Open	Clamp Index	Prices per bags of 100 pc			Price Each
				500+	300+	100+	
06G08-209	24.1	.823 - .949	-	\$	\$	\$	.\$
06G08-202	25.6	.882 - 1.008	-	\$	\$	\$	.\$
06G08-199	27.1	.941 - 1.067	-	\$	\$	\$	.\$
06G08-200	28.6	1.00 - 1.126	P	\$	\$	\$	.\$
06G08-197	30.1	1.06 - 1.185	-	\$	\$	\$	.\$
06G08-220	31.6	1.12 - 1.244	-	\$	\$	\$	.\$
06G08-221	33.1	1.18 - 1.303	-	<b>DISCONTINUED</b>			.\$
06G08-222	34.6	1.24 - 1.362	-	\$	\$	\$	.\$
06G08-210	36.1	1.30 - 1.421	-	\$	\$	\$	.\$
06G08-223	37.6	1.35 - 1.480	-	<b>DISCONTINUED</b>			.\$
06G08-211	38.1	1.37 - 1.500	-	\$	\$	\$	.\$
06G08-213	39.6	1.43 - 1.559	-	<b>DISCONTINUED</b>			.\$
06G08-216	41.0	1.49 - 1.614	-	<b>DISCONTINUED</b>			.\$
06G08-217	42.5	1.55 - 1.673	-	<b>DISCONTINUED</b>			.\$
06G08-218	45.5	1.67 - 1.791	-	<b>DISCONTINUED</b>			.\$
06G08-225	47.0	1.72 - 1.850	-	<b>DISCONTINUED</b>			.\$
06G08-226	48.5	1.78 - 1.909	-	<b>DISCONTINUED</b>			.\$
06G08-227	50.0	1.84 - 1.969	-	<b>DISCONTINUED</b>			.\$
06G08-228	51.5	1.90 - 2.028	-	<b>DISCONTINUED</b>			.\$
06G08-229	52.2	1.93 - 2.055	-	<b>DISCONTINUED</b>			.\$
06G08-231	54.5	2.02 - 2.146	-	<b>DISCONTINUED</b>			.\$
06G08-232	56.0	2.08 - 2.205	-	<b>DISCONTINUED</b>			.\$

Oetiker Clamps

## One-Ear Stainless Steel Clamps

## One-Ear Zinc Plated Clamps

**OETIKER® – A GLOBAL LEADER IN CLAMPING SOLUTIONS**

- Manufactured of 304 grade stainless steel for extended durability and increased corrosion resistance
- All Oetiker® clamps have burr-free edges to protect parts and to prevent injury during assembly
- The clamp ears adjustable crimp range compensates for component tolerances and applied pressure



- Manufactured cold rolled steel and zinc plated to improve durability and increase corrosion resistance
- All Oetiker® clamps have burr-free edges to protect parts and to prevent injury during assembly
- The clamp ears adjustable crimp range compensates for component tolerances and applied pressure



Catalog No.	Oetiker No.	Range Closed-Open	Clamp Index	Prices per bags of 100 pc			Price Each
				500+	300+	100+	
06G08-165	105	.350 - .413	B	\$	\$	\$	.\$
06G08-167	113	.382 - .445	D	\$	\$	\$	.\$
06G08-138	123	.409 - .484	C	\$	\$	\$	.\$
06G08-140	133	.449 - .524	E	\$	\$	\$	.\$
06G08-168	140	.469 - .551	F	\$	\$	\$	.\$
06G08-143	145	.496 - .571	-	\$	\$	\$	.\$
06G08-169	157	.543 - .618	G	\$	\$	\$	.\$
06G08-170	170	.595 - .669	H	\$	\$	\$	.\$
06G08-171	185	.618 - .728	-	\$	\$	\$	.\$
06G08-179	198	.669 - .780	K	\$	\$	\$	.\$
06G08-180	210	.717 - .827	-	\$	\$	\$	.\$

Catalog No.	Oetiker No.	Range Closed-Open	Clamp Index	Prices per bags of 100 pc			Price Each
				500+	300+	100+	
06G08-134	105	.350 - .413	B	\$	\$	\$	.\$
06G08-137	123	.409 - .484	C	\$	\$	\$	.\$
06G08-139	133	.449 - .524	E	\$	\$	\$	.\$
06G08-141	140	.469 - .551	F	\$	\$	\$	.\$
06G08-142	145	.496 - .571	-	\$	\$	\$	.\$
06G08-144	157	.531 - .618	G	\$	\$	\$	.\$
06G08-146	170	.594 - .669	H	\$	\$	\$	.\$
06G08-147	185	.618 - .728	-	\$	\$	\$	.\$
06G08-148	198	.669 - .780	K	\$	\$	\$	.\$

**OTHER CLAMPS AVAILABLE UPON REQUEST**



# Two-Ear Stainless Steel Clamps      Two-Ear Zinc Plated Clamps

OETIKER® – A GLOBAL LEADER IN CLAMPING SOLUTIONS



- Manufactured of 304 grade stainless steel for extended durability and increased corrosion resistance
- All Oetiker® clamps have burr-free edges to protect parts and to prevent injury during assembly
- The clamp ears adjustable crimp range compensates for component tolerances and applied pressure



- Manufactured cold rolled steel and zinc plated to improve durability and increase corrosion resistance
- All Oetiker® clamps have burr-free edges to protect parts and to prevent injury during assembly
- The clamp ears adjustable crimp range compensates for component tolerances and applied pressure

Catalog No.	Oetiker No.	Range Closed-Open	Clamp Index	Prices per bags of 100 pc			Price Each
				500+	300+	100+	
06G08-111	0507R	.197 - .276	-	\$	\$	\$	.\$
06G08-113	0709R	.276 - .354	A	\$	\$	\$	.\$
06G08-174	0811R	.315 - .433	B	\$	\$	\$	.\$
06G08-176	1113R	.433 - .512	C	\$	\$	\$	.\$
06G08-164	1315R	.492 - .591	F	\$	\$	\$	.\$
06G08-177	1517R	.551 - .669	G	\$	\$	\$	.\$
06G08-178	1518R	.591 - .709	H	\$	\$	\$	.\$

Catalog No.	Oetiker No.	Range Closed-Open	Clamp Index	Prices per bags of 100 pc			Price Each
				500+	300+	100+	
06G08-110	0507	.197 - .296	-	\$	\$	\$	.\$
06G08-112	0709	.276 - .354	A	\$	\$	\$	.\$
06G08-114	0811	.319 - .433	B	\$	\$	\$	.\$
06G08-120	1113	.425 - .512	C	\$	\$	\$	.\$
06G08-121	1315	.492 - .591	F	\$	\$	\$	.\$
06G08-122	1517	.551 - .669	G	\$	\$	\$	.\$
06G08-123	1518	.591 - .709	H	\$	\$	\$	.\$
06G08-124	1720	.638 - .787	K	\$	\$	\$	.\$
06G08-125	1922	.709 - .866	I	<b>DISCONTINUED</b>			.\$
06G08-127	2023	.748 - .906	L	<b>DISCONTINUED</b>			.\$
06G08-129	2528	.945 - 1.102	P	<b>DISCONTINUED</b>			.\$
06G08-132	3134	1.15 - 1.339	-	<b>DISCONTINUED</b>			.\$




## Large Diameter Adjustable Clamp

MADE FROM 300 SERIES STAINLESS STEEL

Catalog No.	Range Open - Closed	300+	100+	50+	Each
06G08-206	1.00 - 1.625	\$	\$	\$	\$


OTHER CLAMPS AVAILABLE UPON REQUEST – CONTACT YOUR SALES REPRESENTATIVE

# Adjustable Worm-Gear Clamps – 300 Series Stainless Steel



**Economy**

A HIGH QUALITY IMPORT OFFERING AN ALTERNATIVE TO MORE EXPENSIVE CLAMPS  
Burr-free edges • Durable • Strong



**IDEAL**

A LONG TRUSTED LEADING MANUFACTURER OF WORM-GEAR CLAMPS  
Burr-free edges • Durable • Strong

Catalog No.	Range Open - Closed	500+	300+	100+	Each
06E07-203	5/16" - 5/8"	\$	\$	\$	\$
06E07-201	3/8" - 7/8"	\$	\$	\$	\$

Catalog No.	Range Open - Closed	500+	300+	100+	Each
06K07-103	5/16" - 5/8"	\$	\$	\$	\$
06K07-101	1/2" - 7/8"	\$	\$	\$	\$

Additional price breaks available on most items. Login to your website account or contact your sales representative for pricing.

## Oetiker® Clamp Field Kits

AVAILABLE KITS: STEPLESS® • 1-EAR • 2-EAR

ALL KITS INCLUDE ONE PAIR OF OETIKER SIDE-JAW PINCERS



Catalog No.	Description	5+	2+	Each
06D03-196	<b>STEPLESS CLAMP KIT</b> CONTAINS 25 each clamp size: 11/32", 13/32", 15/32", 75.95 1/2", 35/64", 9/16", 5/8", 11/16", 23/32"	\$	\$	\$
06G08-173	<b>ONE EAR CLAMP KIT</b> CONTAINS 25 each clamp size: 3/8", 27/64", 15/32", 1/2", 35/64", 9/16", 5/8", 11/16", 23/32"	\$	\$	\$
06G08-155	<b>TWO EAR CLAMP KIT</b> CONTAINS 25 each clamp size: 1/4", 5/16", 3/8", 1/2", 9/16", 19/32", 5/8", and 3/4"	\$	\$	\$



## Oetiker® Brand Pincers



**STANDARD JAW**  
**20G08-120**  
10+ \$\$  
5+ \$\$ Ea. \$\$



**SIDE JAW**  
**20G08-119**  
10+ \$\$  
5+ \$\$ Ea. \$\$



**STANDARD JAW**  
**20G08-124**  
10+ \$\$  
5+ \$\$ Ea. \$\$

UP TO  
60% LESS  
HAND  
FORCE



**SIDE JAW**  
**20G08-125**  
10+ \$\$  
5+ \$ Ea. \$\$

UP TO  
60% LESS  
HAND  
FORCE

## Standard Jaw Pincers



**RUGGED  
AND  
DEPENDABLE**



**20K08-100** 10+ \$\$ 5+ \$ Ea. \$

## Pinch-Off Tubing Tool

- Rounded jaws prevent plastic tubing damage
- Allows work to be performed without shutting down system
- Reduces service call time



**20R09-120**  
10+ \$\$ 5+ \$\$ Ea. \$

Additional price breaks available on most items. Login to your website account or contact your sales representative for pricing.

## Flat-Blade Tubing and Hose Cutters



**MODEL 100**  
Cuts up to 1" dia.



**MODEL 100-OT**  
Cuts up to 1" dia.

SPRING  
LOADED



**MODEL 200**  
Cuts up to 2" dia.

Catalog No.	Description	10+	5+	Each
20L02-103	Model 100	\$	\$	\$
20L02-104	Blade only	\$	\$	\$

Catalog No.	Description	10+	5+	Each
20L02-105	Model 100-OT	\$	\$	\$
20L02-104	Blade only	\$	\$	\$

Catalog No.	Description	10+	5+	Each
20L02-107	Model 200	\$	\$	\$
20L02-108	Blade only	\$	\$	\$

## Spear-Point Tubing and Hose Cutters



**SNIP**

CUTS  
1/8" OD to 3/4" OD



CUTS  
1/8" OD to 3/4" OD



Catalog No.	Description	6+	3+	Each
20L02-120	Cutter	\$	\$	\$
20L02-121	Blade only	\$	\$	\$

Catalog No.	Description	25+	10+	Each
20L02-101	Cutter	\$	\$	\$
20L02-102	Blade only	\$	\$	\$

Catalog No.	Description	25+	10+	Each
20K02-101	Cutter	\$	\$	\$
20K02-102	Blade only	\$	\$	\$



## Premium Vinyl Tapes

HIGH QUALITY VINYL TAPE WITH EXCELLENT ADHESION



20D01-106 is great for finishing exterior of insulated tubing bundles. Helps protect insulation and reduces friction when pulling through a chase.

• 2" wide x 100' length per roll

20D01-107 is a cold temperature tape that remains stretchy and pliable even in cold environments and is great for using as a moisture barrier on insulated tubing bundles.

• 2" wide x 100' length per roll

Catalog No.	Size	6+	3+	Ea.
20D01-106	2" Wide Vinyl Tape	\$	\$	\$
20D01-107	2" Wide Cold Temp. Tape	\$	\$	\$

## Aluminum Foil Tapes

SUPERIOR ADHESION AND VIRTUALLY NO ODOR



20A01-103 is great for transferring cold from glycol lines to product lines on insulated tubing bundles.

• 2" wide x 150' length per roll

20A01-104 is the same as above and used for the same purpose, but requires fewer turns per foot when wrapping insulated tubing bundles.

• 3" wide x 150' length per roll

Catalog No.	Size	6+	3+	Each
20A01-103	2" Wide Foil Tape	\$	\$	\$
20A01-104	3" Wide Foil Tape	\$	\$	\$

## Premium Cloth Duct Tape

HIGH QUALITY TAPE WITH EXCELLENT ADHESION



Tough polyethylene with fabric reinforcement provides superior adhesion and is used for the initial phase of wrapping lines in insulated tubing bundles. It has many other uses as well.

• 2" wide x 180' length per roll

Catalog No.	Size	6+	3+	Each
20D01-100	2" Wide Duct Tape (black)	\$	\$	\$
20D01-101	2" Wide Duct Tape (gray)	-	\$	\$

## Adhesive Foam Insulation Tape

HIGH QUALITY TAPE WITH EXCELLENT ADHESION



Self adhesive, easily molds to irregular surfaces. Insulated and prevents sweating.

• 1/8" thick x 2" wide x 30' length per roll

Catalog No.	24+	12+	Each
20D01-104	\$	\$	\$

## Self-Locking Cable Ties




Heavy duty nylon with positive lock and non-slip.



Ref. #	Catalog No.	Description	1000+	500+	Each
1	14Q02-112	5.5" Standard (Black)	\$	\$	\$
1	14Q02-104	7.5" Standard (Natural)	\$	\$	\$
1	14Q02-110	7.5" Standard (Black)	\$	\$	\$
1	14Q02-102	15" Standard (Natural)	\$	\$	\$
1	14Q02-108	15" Standard (Black)	\$	\$	\$
1	14Q02-113	36" Standard (Black)	\$	\$	\$
2	14Q02-105	7.5" Screw Mount (Natural)	\$	\$	\$
2	14Q02-111	7.5" Screw Mount (Black)	\$	\$	\$
2	14Q02-101	14.5" Screw Mount (Natural)	\$	\$	\$
2	14Q02-107	14.5" Screw Mount (Black)	\$	\$	\$

## T-Clip Fasteners



For fast, easy securing of tubing. Makes dual runs look great!

Catalog No.	Mfg. No.	Holding Range O.D.	50+	25+	Each
14103-110	T-10	3/8" - 1/2"	\$	\$	\$
14103-112	T-12	1/2" - 5/8"	\$	\$	\$
14103-115	T-15	5/8" - 3/4"	\$	\$	\$

Additional price breaks available on most items. Login to your website account or contact your sales representative for pricing.



## Armaflex® Foam Tube Insulation

MILDEW AND MOLD RESISTANT

Great for insulating soda/beer tubing runs

PRICED PER FOOT – SOLD IN SIX FOOT SECTIONS


Catalog No.	Wall	ID	36'+	18'+	6'+
19D05-106	1/2"	4-1/8"	\$	\$	\$
19D05-109	1/2"	4-1/2"	\$	\$	\$
19D05-118	3/4"	1-3/8"	\$	\$	\$
19D05-107	3/4"	1-5/8"	\$	\$	\$
19D05-112	3/4"	2-1/8"	\$	\$	\$
19D05-120	3/4"	2-1/2"	\$	\$	\$
19D05-116	3/4"	2-5/8"	\$	\$	\$
19D05-121	3/4"	3-1/8"	\$	\$	\$
19D05-117	1"	1-5/8"	\$	\$	\$
19D05-115	1"	2-1/8"	\$	\$	\$

Catalog No.	Wall	ID	36'+	18'+	6'+
19D05-108	1/4"	1/2"	<b>DISCONTINUED</b>	\$	\$
19D05-119	3/8"	1/2"	\$	\$	\$
19D05-103	3/8"	5/8"	\$	\$	\$
19D05-104	3/8"	1-5/8"	\$	\$	\$
19D05-113	1/2"	1-1/8"	\$	\$	\$
19D05-111	1/2"	1-5/8"	\$	\$	\$
19D05-101	1/2"	2-1/8"	\$	\$	\$
19D05-102	1/2"	2-5/8"	\$	\$	\$
19D05-105	1/2"	3-1/8"	\$	\$	\$
19D05-110	1/2"	3-1/2"	\$	\$	\$



## Ball Valves-1/4 Turn (Chrome Plated Brass)

FOXX BRAND • HIGH QUALITY • DURABLE • RELIABLE



Ref.#	Catalog No.	Description	100+	50+	25+	Each
1	05B01-346	1/4"B x 1/4"B Lead Free	\$	\$	\$	\$
2	05B01-347	3/8"B x 3/8"B Lead Free	\$	\$	\$	\$
3	05B01-341	1/4"B x 1/4"MPT (w/check)	\$	\$	\$	\$

Ref.#	Catalog No.	Description	100+	50+	25+	Each
4	05B01-337	3/8"B x 1/4"MPT (no check)	\$	\$	\$	\$
4	05B01-342	3/8"B x 1/4"MPT (w/check)	\$	\$	\$	\$
5	05B01-344	1/4"MFL x 1/4"MPT (no check)	\$	\$	\$	\$
6	05B01-343	1/4"MFL x 1/4"MPT (w/check)	\$	\$	\$	\$

## Mini Ball Valves-1/4 Turn (Chrome Plated Brass)


UP TO 450 PSI WORKING PRESSURED • HIGH QUALITY • DURABLE • RELIABLE



Ref.#	Catalog No.	Description	50+	25+	10+	Each
1	05B01-317	1/8"MPT x 1/8"FPT	\$	\$	\$	\$
2	05B01-321	1/4"MPT x 1/4"FPT	\$	\$	\$	\$

Ref.#	Catalog No.	Description	50+	25+	10+	Each
3	05B01-322	3/8"MPT x 3/8"FPT	\$	\$	\$	\$
4	05B01-323	1/2"MPT x 1/2"FPT	\$	\$	\$	\$
5	05B01-319	1/4"FPT x 1/4"FPT	\$	\$	\$	\$

## SMC Ball Valves-1/4 Turn (PVC)



- Max. pressure: 125 PSI
- Max. temperature: 140° F
- Seals: Buna-N
- NSF listed

Ref.#	Catalog No.	Description	100+	50+	25+	Each
1	05C07-130	1/4"B x 1/4"B	\$	\$	\$	\$

Ref.#	Catalog No.	Description	100+	50+	25+	Each
2	05C07-131	3/8"B x 3/8"B	\$	\$	\$	\$
3	05C07-132	1/2"B x 1/2"B	\$	\$	\$	\$

## Full Port Ball Valves-1/4 Turn (316 S/S)

Catalog No.	Description	50+	25+	10+	Each
04C07-116	1/4"FPT x 1/4"FPT	\$	\$	\$	\$
04C07-117	3/8"FPT x 3/8"FPT	\$	\$	\$	\$
04C07-118	1/2"FPT x 1/2"FPT	\$	\$	\$	\$
04C07-119	3/4"FPT x 3/4"FPT	\$	\$	\$	\$
04C07-120	1"FPT x 1"FPT	\$	\$	\$	\$

- Maximum pressure: 1,000 PSI
- Temp. range: -60° to 450°F
- Seals: Pure Teflon
- 100% leak tested at 100 PSI
- Can padlock ON/OFF position



## Needle Valves (Provides Precise Flow Control)



Ref.#	Catalog No.	Description	50+	25+	10+	Each
1	05B01-132	1/4"Comp x 1/4"Comp (Brass)	\$	\$	\$	\$
1	05B01-147	3/8"Comp x 3/8"Comp (Brass)	\$	\$	\$	\$
2	05B01-224	1/4"MFL x 1/4"MPT (Brass)	\$	\$	\$	\$

Ref.#	Catalog No.	Description	50+	25+	10+	Each
3	05B01-136	1/4"MFL x 1/4"MFL (Brass)	\$	\$	\$	\$
3	05B01-148	3/8"MFL x 3/8"MFL (Brass)	\$	\$	\$	\$
4	04C03-180	1/4"MFL x 1/4"MFL (S/S)	\$	\$	\$	\$




# Brass 45° Flare Fittings



**Plug**  
MALE FLARE THREAD

Catalog No.	Size	100+	50+	25+	Each
05B01-197	1/4	\$	\$	\$	\$
05B01-198	3/8	\$	\$	\$	\$
05B01-236	1/2	\$	\$	\$	\$



**Cap**  
FEMALE FLARE THREAD

Catalog No.	Size	100+	50+	25+	Each
05B01-199	1/4	\$	\$	\$	\$
05B01-200	3/8	\$	\$	\$	\$
05B01-237	1/2	\$	\$	\$	\$



**Nut**  
FEMALE FLARE THREAD

Catalog No.	Size	100+	50+	25+	Each
05B01-201	1/4	\$	\$	\$	\$
05B01-202	3/8	\$	\$	\$	\$
05B01-203	1/2	\$	\$	\$	\$



**Copper Gasket**  
OUTSIDE TUBE DIAMETER

Catalog No.	Size	100+	50+	25+	Each
05B01-204	1/4	\$	\$	\$	\$
05B01-205	3/8	\$	\$	\$	\$
05B01-238	1/2	\$	\$	\$	\$



**Reducing Tee**  
MALE FLARE THREAD

Catalog No.	Size			100+	50+	25+	Each
	1	2	3				
05B01-174	1/4x1/4x3/8	\$	\$	\$	\$	\$	
05B01-241	3/8x1/4x1/4	\$	\$	\$	\$	\$	
05B01-176	3/8x3/8x1/4	\$	\$	\$	\$	\$	
05B01-175	3/8x1/4x3/8	\$	\$	\$	\$	\$	



**Union**  
MALE FLARE THREAD TO  
MALE FLARE THREAD

Catalog No.	Size	100+	50+	25+	Each
05B01-169	1/4	\$	\$	\$	\$
05B01-170	3/8	\$	\$	\$	\$
05B01-171	1/2	\$	\$	\$	\$
	1 2				
05B01-168	3/8 x 1/4	\$	\$	\$	\$
05B01-239	1/2 x 3/8	\$	\$	\$	\$



**Male Run Tee**  
MALE FLARE THREAD  
TO MALE PIPE THREAD

Catalog No.	Size	100+	50+	25+	Each
05B01-206	1/4 x 1/8	\$	\$	\$	\$
05B01-312	1/4 x 1/4	\$	\$	\$	\$
05B01-207	1/4 x 3/8	\$	\$	\$	\$
05B01-208	3/8 x 3/8	\$	\$	\$	\$



**Male Half Union**  
MALE FLARE THREAD TO  
MALE PIPE THREAD

Catalog No.	Size	100+	50+	25+	Each
05B01-228	1/4 x 1/8	\$	\$	\$	\$
05B01-183	1/4 x 1/4	\$	\$	\$	\$
05B01-184	1/4 x 3/8	\$	\$	\$	\$
05B01-185	1/4 x 1/2	\$	\$	\$	\$
05B01-186	3/8 x 1/4	\$	\$	\$	\$
05B01-187	3/8 x 3/8	\$	\$	\$	\$
05B01-233	3/8 x 1/2	\$	\$	\$	\$
05B01-188	1/2 x 3/8	\$	\$	\$	\$
05B01-189	3/8 x 3/4	\$	\$	\$	\$
05B01-310	1/2 x 1/2	\$	\$	\$	\$
05B01-190	1/2 x 3/4	\$	\$	\$	\$



**Tee**  
MALE FLARE THREAD

Catalog No.	Size	100+	50+	25+	Each
05B01-178	1/4	\$	\$	\$	\$
05B01-177	3/8	\$	\$	\$	\$
05B01-240	1/2	\$	\$	\$	\$

Additional price breaks available on most items. Login to your website account or contact your sales representative for pricing.




**Male Elbow**  
MALE FLARE THREAD  
TO MALE PIPE THREAD

Catalog No.	Size		100+	50+	25+	Each
	1	2				
05B01-306	1/4 x 1/8	\$	\$	\$	\$	
05B01-191	1/4 x 1/4	\$	\$	\$	\$	
05B01-243	1/4 x 3/8	\$	\$	\$	\$	
05B01-192	3/8 x 1/4	\$	\$	\$	\$	
05B01-193	3/8 x 3/8	\$	\$	\$	\$	
05B01-194	3/8 x 1/2	\$	\$	\$	\$	
05B01-195	1/2 x 3/8	\$	\$	\$	\$	
05B01-210	1/2 x 1/2	\$	\$	\$	\$	
05B01-313	1/2 x 3/4	\$	\$	\$	\$	



**Cross**  
MALE FLARE THREAD

Catalog No.	Size	100+	50+	25+	Each
05B01-209	1/4	\$	\$	\$	\$
05B01-245	3/8	\$	\$	\$	\$
05B01-246	1/2	\$	\$	\$	\$



**Female Coupling**  
MALE FLARE THREAD TO  
FEMALE PIPE THREAD

Catalog No.	Size	100+	50+	25+	Each
05B01-180	1/4 x 1/4	\$	\$	\$	\$
05B01-181	1/4 x 3/8	\$	\$	\$	\$
05B01-182	3/8 x 3/8	\$	\$	\$	\$
05B01-235	3/8 x 1/2	\$	\$	\$	\$
05B01-242	1/2 x 3/4	\$	\$	\$	\$



**Swivel Elbow**  
MALE FLARE THREAD  
TO FEMALE  
FLARE SWIVEL

Catalog No.	Size		100+	50+	25+	Each
	1	2				
05B01-248	1/4 x 1/4	\$	\$	\$	\$	
05B01-217	3/8 x 3/8	\$	\$	\$	\$	
05B01-250	1/2 x 1/2	\$	\$	\$	\$	



**Swivel**  
FEMALE  
FLARE THREAD

Catalog No.	Size	100+	50+	25+	Each
05B01-215	1/4	\$	\$	\$	\$
05B01-172	3/8 x 1/4	\$	\$	\$	\$
05B01-216	3/8	\$	\$	\$	\$
05B01-247	1/2	\$	\$	\$	\$



**Flare Reducer**  
MALE FLARE THREAD TO  
FEMALE FLARE THREAD

Catalog No.	Size	100+	50+	25+	Each
05B01-219	3/8 x 1/4	\$	\$	\$	\$
05B01-213	1/4 x 3/8	\$	\$	\$	\$
05B01-244	3/8 x 1/2	\$	\$	\$	\$





# Brass Pipe Fittings



## Left Hand to Right Hand

HEX NIPPLE  
MALE PIPE THREAD

Catalog No.	Size	100+	50+	25+	Each
05C03-101	1/4	\$	\$	\$	\$



## Hex Nipple

MALE PIPE THREAD


Catalog No.	Size	100+	50+	25+	Each
05B01-289	1/8	\$	\$	\$	\$
05B01-156	1/4	\$	\$	\$	\$
05B01-157	3/8	\$	\$	\$	\$
05B01-290	1/2	\$	\$	\$	\$
05B01-291	3/4	\$	\$	\$	\$



## Close Nipple

MALE PIPE THREAD

Catalog No.	Size	100+	50+	25+	Each
05B01-142	1/8	\$	\$	\$	\$
05B01-143	1/4	\$	\$	\$	\$
05B01-144	3/8	\$	\$	\$	\$
05B01-145	1/2	\$	\$	\$	\$
05B01-293	3/4	\$	\$	\$	\$



## Pipe Street Elbow

MALE PIPE THREAD TO  
FEMALE PIPE THREAD

Catalog No.	Size		100+	50+	25+	Each
	1	2				
05B01-149	1/8 x 1/8		\$	\$	\$	\$
05B01-165	1/4 x 1/8		\$	\$	\$	\$
05B01-150	1/4 x 1/4		\$	\$	\$	\$
05B01-151	3/8 x 3/8		\$	\$	\$	\$
05B01-152	1/2 x 1/2		\$	\$	\$	\$
05B01-287	3/4 x 3/4		\$	\$	\$	\$



## Pipe Coupling

FEMALE PIPE THREAD  
TO FEMALE  
PIPE THREAD

Catalog No.	Size	100+	50+	25+	Each
05B01-126	1/8	\$	\$	\$	\$
05B01-127	1/4	\$	\$	\$	\$
05B01-285	3/8	\$	\$	\$	\$
05B01-173	1/2	\$	\$	\$	\$



## Pipe Tee

FEMALE PIPE THREAD

Catalog No.	Size	100+	50+	25+	Each
05B01-105	1/4	\$	\$	\$	\$
05B01-128	3/8	\$	\$	\$	\$
05B01-129	1/2	\$	\$	\$	\$



## Countersink Pipe Plug

MALE PIPE THREAD

Catalog No.	Size	100+	50+	25+	Each
05B01-134	1/8	\$	\$	\$	\$
05B01-135	1/4	\$	\$	\$	\$
05B01-221	3/8	\$	\$	\$	\$



## Left Hand to Right Hand

MALE PIPE THREAD TO  
FEMALE PIPE THREAD


Catalog No.	Size	100+	50+	25+	Each
05B01-146	1/4 x 1/4	\$	\$	\$	\$



## Hex Head Pipe Plug

MALE PIPE THREAD


Catalog No.	Size	100+	50+	25+	Each
05B01-153	1/8	\$	\$	\$	\$
05B01-154	1/4	\$	\$	\$	\$
05B01-155	3/8	\$	\$	\$	\$
05B01-300	1/2	\$	\$	\$	\$
05B01-288	3/4	\$	\$	\$	\$



## Street Pipe Tee

TWO FEMALE  
PIPE THREADS TO ONE  
MALE PIPE THREAD

Catalog No.	Size	100+	50+	25+	Each
05B01-163	1/8	\$	\$	\$	\$
05B01-164	1/4	\$	\$	\$	\$
05B01-294	3/8	\$	\$	\$	\$



## Pipe Bushing

FEMALE PIPE THREAD TO  
MALE PIPE THREAD

Catalog No.	Size		100+	50+	25+	Each
	1	2				
05B01-138	1/8 x 1/4		\$	\$	\$	\$
05B01-139	1/4 x 3/8		\$	\$	\$	\$
05B01-140	1/4 x 1/2		\$	\$	\$	\$
05B01-141	3/8 x 1/2		\$	\$	\$	\$
05B01-308	3/8 x 3/4		\$	\$	\$	\$
05B01-318	1/2 x 3/4		\$	\$	\$	\$



## Male Pipe Reducer

MALE PIPE THREAD TO  
MALE PIPE THREAD

Catalog No.	Size		100+	50+	25+	Each
	1	2				
05B01-158	1/4 x 1/8		\$	\$	\$	\$
05C03-102	1/4 x C02		\$	\$	\$	\$
05B01-159	1/4 x 3/8		\$	\$	\$	\$
05B01-160	1/4 x 1/2		\$	\$	\$	\$
05B01-161	3/8 x 1/2		\$	\$	\$	\$
05B01-292	1/2 x 3/4		\$	\$	\$	\$



## Pipe Reducer

FEMALE PIPE THREAD  
TO MALE PIPE THREAD

Catalog No.	Size		100+	50+	25+	Each
	1	2				
05B01-162	1/4 x 1/8		\$	\$	\$	\$
05B01-166	3/8 x 1/4		\$	\$	\$	\$

### SERVICE KIT CONTENTS

- 6 Hose stem 1/4 B x 1/4 MPT
- 6 Hose stem 3/8 B x 3/8 MPT
- 6 Swvl. Nut stem 1/4 B x 1/4 FFL
- 6 Swvl. Nut stem 1/4 B x 3/8 FFL
- 12 Swvl. Nut stem 3/8 B x 3/8 FFL
- 6 Union 3/8 MFL x 1/4 MFL
- 6 Union 1/4 MFL
- 6 Union 3/8 MFL
- 4 Tee 3/8 MFL
- 6 Half Union 1/4 MFL x 1/4 MPT
- 6 Half Union 1/4 MFL x 3/8 MPT
- 6 Half Union 3/8 MFL x 3/8 MPT
- 6 Elbow 3/8 MFL x 3/8 MPT
- 6 Cap 1/4 FFL
- 6 Cap 3/8 FFL
- 6 Nut 1/4 Flare
- 6 Nut 3/8 Flare
- 2 Swvl. Conn. 1/4 FFL x 1/4 FFL
- 2 Swvl. Conn. 3/8 FFL x 3/8 FFL
- 4 Tee Compression 3/8
- 25 Sleeve 3/8 Compression
- 6 Half Union 1/4 MFL x 1/8 MPT
- 4 Half Union 3/8 MFL x 1/2 MPT
- 4 Union Comp. 3/8 x 1/4

## Brass Field Service Kit

SATCHEL-STYLE WITH SEE-THRU LID

- 15 removable dividers
- Sturdy co-polymer resin construction
- 15" W x 11 3/4" D x 2 1/2" H

05B01-101

\$\$



## Barbed Hose Adapters



**Male Hose Stem**

HOSE BARB TO MALE PIPE THREAD


Catalog No.	Size		100+	50+	25+	Each
	1	2				
05B01-102	1/4 x 1/8		\$	\$	\$	\$
05B01-103	1/4 x 1/4		\$	\$	\$	\$
05B01-104	1/4 x 3/8		\$	\$	\$	\$
05B01-334	1/4 x 1/2		\$	\$	\$	\$
05B01-106	5/16 x 1/4		\$	\$	\$	\$
05B01-295	5/16 x 3/8		\$	\$	\$	\$
05B01-227	3/8 x 1/4		\$	\$	\$	\$
05B01-107	3/8 x 3/8		\$	\$	\$	\$
05B01-261	3/8 x 1/2		\$	\$	\$	\$
05B01-229	3/8 x 3/4		\$	\$	\$	\$
05B01-131	1/2 x 3/8		\$	\$	\$	\$
05B01-262	1/2 x 1/2		\$	\$	\$	\$
05B01-249	1/2 x 3/4		\$	\$	\$	\$
05B01-263	3/4 x 3/4		\$	\$	\$	\$



**Female Hose Stem**

HOSE BARB FEMALE PIPE THREAD

Catalog No.	Size		100+	50+	25+	Each
	1	2				
05B01-109	3/16 x 1/4		\$	\$	\$	\$
05B01-225	1/4 x 1/4		\$	\$	\$	\$
05B01-265	3/8 x 1/8		\$	\$	\$	\$
05B01-226	3/8 x 1/4		\$	\$	\$	\$
05B01-110	3/8 x 3/8		\$	\$	\$	\$
05B01-108	1/2 x 3/8		\$	\$	\$	\$
05B01-218	1/2 x 1/2		\$	\$	\$	\$



**2 Pc. Swivel Nut Hose Stem**

HOSE BARB TO FEMALE FLARE THREAD

Cat. No.	Size		100+	50+	25+	Each
	1	2				
05B01-117	1/4 x 1/4		\$	\$	\$	\$
05B01-118	1/4 x 3/8		\$	\$	\$	\$
05B01-119	3/8 x 3/8		\$	\$	\$	\$
05B01-120	3/8 x 1/2		\$	\$	\$	\$
05B01-266	1/2 x 1/2		\$	\$	\$	\$



**Male Hose Stem**

HOSE BARB TO MALE FLARE

Catalog No.	Size		100+	50+	25+	Each
	1	2				
05B01-114	1/4 x 1/4		\$	\$	\$	\$
05B01-115	1/4 x 3/8		\$	\$	\$	\$
05B01-116	3/8 x 3/8		\$	\$	\$	\$
05B01-211	1/2 x 1/2		\$	\$	\$	\$



**Hose Barb Splicer**

SIZES: INSIDE TUBE DIAMETER

Catalog No.	Size	100+	50+	25+	Each
05B01-121	1/4	\$	\$	\$	\$
05B01-231	5/16	\$	\$	\$	\$
05B01-122	3/8	\$	\$	\$	\$
05B01-264	1/2	\$	\$	\$	\$



**Hose Barb Elbow**

HOSE BARB TO MALE PIPE THREAD

Catalog No.	Size		100+	50+	25+	Each
	1	2				
05B01-332	1/4 x 3/8		\$	\$	\$	\$
05B01-133	3/8 x 1/4		\$	\$	\$	\$
05B01-137	3/8 x 3/8		\$	\$	\$	\$
05B01-333	3/8 x 1/2		\$	\$	\$	\$
05B01-123	1/2 x 3/8		\$	\$	\$	\$
05B01-212	1/2 x 1/2		\$	\$	\$	\$

Additional price breaks available on most items. Login to your website account or contact your sales representative for pricing.

## Brass Garden Hose Adapters



**Male Hose Stem**

HOSE BARB TO MALE GARDEN HOSE THREAD

Catalog No.	Size		100+	50+	25+	Each
	1	2				
05B01-267	3/8 x 3/4		\$	\$	\$	\$
05B01-268	1/2 x 3/4		\$	\$	\$	\$
05B01-299	5/8 x 3/4		\$	\$	\$	\$
05B01-269	3/4 x 3/4		\$	\$	\$	\$



**Female Swivel Adapter**

FEMALE GARDEN HOSE THREAD TO FEMALE PIPE THREAD

Catalog No.	Size		100+	50+	25+	Each
	1	2				
05B01-296	3/4 x 1/2		\$	\$	\$	\$
05B01-297	3/4 x 3/4		\$	\$	\$	\$



**Garden Hose Washer**

Catalog No.	Description	300+	100+	50+	Each
05B01-304	Garden Hose Washer	\$	\$	\$	\$



**2 Pc. Swivel Nut Hose Stem**

HOSE BARB TO FEMALE GARDEN HOSE THREAD

Catalog No.	Size		100+	50+	25+	Each
	1	2				
05B01-111	3/8 x 3/4		\$	\$	\$	\$
05B01-112	1/2 x 3/4		\$	\$	\$	\$
05B01-179	5/8 x 3/4		\$	\$	\$	\$
05B01-113	3/4 x 3/4		\$	\$	\$	\$



**Quick Disconnect Coupler**

Garden hose thread

Ref. #	Catalog No.	Description	100+	50+	25+	Each
1	05B01-348	Male MGHT	\$	\$	\$	\$
2	05B01-349	Female FGHT	\$	\$	\$	\$

**Garden Hose Washer** 05B01-304 \$ Ea.

# Brass Compression Fittings



## Sleeve

BRASS OR DELRIN

Catalog No.	Tube O.D.	100+	50+	25+	Each
05B01-222	1/4-Brass	\$	\$	\$	\$
05B01-223	3/8-Brass	\$	\$	\$	\$
05B01-251	1/2-Brass	\$	\$	\$	\$
05B01-325	1/4-Delrin	\$	\$	\$	\$
05B01-326	3/8-Delrin	\$	\$	\$	\$
05B01-327	1/2-Delrin	\$	\$	\$	\$



## Tube Insert

Catalog No.	Tube I.D.	100+	50+	25+	Each
05B01-335	.17	\$	\$	\$	\$
05B01-328	.25	\$	\$	\$	\$
05B01-329	.375	\$	\$	\$	\$



## Nut

FEMALE COMPRESSION THREAD

Catalog No.	Size	100+	50+	25+	Each
05B01-252	1/4	\$	\$	\$	\$
05B01-253	3/8	\$	\$	\$	\$
05B01-254	1/2	\$	\$	\$	\$



## Male Elbow

FEMALE COMPRESSION TO MALE PIPE THREAD

Catalog No.	Size		100+	50+	25+	Each
	1	2				
05B01-282	1/4 x 1/4		\$	\$	\$	\$
05B01-283	3/8 x 3/8		\$	\$	\$	\$
05B01-284	3/8 x 1/2		\$	\$	\$	\$



## Elbow

FEMALE COMPRESSION TO FEMALE COMPRESSION

Catalog No.	Size	100+	50+	25+	Each
05B01-271	1/4	\$	\$	\$	\$
05B01-272	3/8	\$	\$	\$	\$
05B01-273	1/2	\$	\$	\$	\$



## Tee

FEMALE COMPRESSION

Catalog No.	Size			100+	50+	25+	Each
	1	2	3				
05B01-124	1/4 x 1/4 x 1/4			\$	\$	\$	\$
05B01-125	3/8 x 3/8 x 1/4			\$	\$	\$	\$
05B01-220	3/8 x 3/8 x 3/8			\$	\$	\$	\$
05B01-167	1/2 x 1/2 x 1/4			\$	\$	\$	\$
05B01-255	1/2 x 1/2 x 1/2			\$	\$	\$	\$



## Union

FEMALE COMPRESSION TO FEMALE COMPRESSION


Catalog No.	Size	100+	50+	25+	Each
05B01-259	1/4 x 1/4	\$	\$	\$	\$
05B01-256	3/8 x 1/4	\$	\$	\$	\$
05B01-260	3/8 x 3/8	\$	\$	\$	\$
05B01-257	1/2 x 3/8	\$	\$	\$	\$
05B01-270	1/2 x 1/2	\$	\$	\$	\$



## Female Connector

FEMALE COMPRESSION FEMALE PIPE THREAD

Catalog No.	Size		100+	50+	25+	Each
	1	2				
05B01-274	3/8 x 1/4		\$	\$	\$	\$
05B01-275	3/8 x 3/8		\$	\$	\$	\$
05B01-276	3/8 x 1/2		\$	\$	\$	\$



## Male Connector

FEMALE COMPRESSION MALE PIPE THREAD

Catalog No.	Size		100+	50+	25+	Each
	1	2				
05B01-277	1/4 x 1/4		\$	\$	\$	\$
05B01-286	1/4 x 3/8		\$	\$	\$	\$
05B01-278	3/8 x 1/4		\$	\$	\$	\$
05B01-279	3/8 x 3/8		\$	\$	\$	\$
05B01-280	3/8 x 1/2		\$	\$	\$	\$
05B01-340	1/2 x 3/8		\$	\$	\$	\$
05B01-281	1/2 x 1/2		\$	\$	\$	\$



## Compression to Sweat Adapter

Catalog No.	Size		100+	50+	25+	Each
	1	2				
05B01-258	3/8 x 5/8		\$	\$	\$	\$

Additional price breaks available on most items. Login to your website account or contact your sales representative for pricing.

Ref.#	Catalog No.	Description	100+	50+	25+	Ea.
1	05B01-331	1/4 C x 1/4 B	\$	\$	\$	\$
1	05B01-330	3/8 C x 3/8 B	\$	\$	\$	\$
2	04C03-380	1/4 C x 1/4 B	\$	\$	\$	\$
2	04C03-381	3/8 C x 1/4 B	\$	\$	\$	\$
2	04C03-382	3/8 C x 3/8 B	\$	\$	\$	\$

## Saddle Valve

Fits 3/8" to 1 3/8" O.D. Copper Tubing  
1/4" Compression outlet

Catalog No.	10+	5+	Ea.
05B01-130	\$	\$	\$



## Needle Valve

Compression to Compression

Catalog No.	Size	25+	10+	Each
05B01-132	1/4" x 1/4"	\$	\$	\$
05B01-147	3/8" x 3/8"	\$	\$	\$



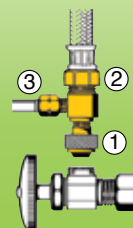
## Compression Adapters



## Adapt-A-Valve

THREE-WAY COMPRESSION

Perfect for adding an additional water supply line for ice makers, coffee makers, etc.



Catalog No.	O.D. Tube Inches			100+	25+	10+	Each
	(1)	(2)	(3)				
05K06-102	3/8C	x 3/8C	x 3/8C	\$	\$	\$	\$





# Lead-Free Compliant Brass Fittings

Lead-free as defined by CA Health & Safety Code 116875 (AB1953) is a maximum of 0.25% weighted average lead content of the wetted surface area of parts in contact with drinking water.

## Pipe to Pipe Hex Nipple



Catalog No.	Size	100+	50+	25+	Each
05B02-156	1/4 x 1/4	\$	\$	\$	\$
05B02-157	3/8 x 3/8	\$	\$	\$	\$
05B02-161	1/2 x 3/8	\$	\$	\$	\$
05B02-290	1/2 x 1/2	\$	\$	\$	\$

## Pipe to Pipe Bushing



Catalog No.	Size	100+	50+	25+	Each
05B02-139	1/4 x 3/8	\$	\$	\$	\$
05B02-141	3/8 x 1/2	\$	\$	\$	\$
05B02-308	3/8 x 3/4	\$	\$	\$	\$
05B02-318	1/2 x 3/4	\$	\$	\$	\$

## All Female Pipe Tee



Catalog No.	Size	100+	50+	25+	Each
05B02-105	1/4 ALL	\$	\$	\$	\$

## Flare to Pipe Adapter



Catalog No.	Size	100+	50+	25+	Each
05B02-240	1/4 x 1/4	\$	\$	\$	\$
05B02-226	1/4 x 3/8	\$	\$	\$	\$
05B02-312	1/4 x 1/2	\$	\$	\$	\$
05B02-164	3/8 x 1/4	\$	\$	\$	\$
05B02-289	3/8 x 3/8	\$	\$	\$	\$
05B02-130	3/8 x 1/2	\$	\$	\$	\$

## Flare to Flare Hex Nipple



Catalog No.	Size	100+	50+	25+	Each
05B02-169	1/4 x 1/4	\$	\$	\$	\$
05B02-170	3/8 x 3/8	\$	\$	\$	\$

## All Male Flare Tee



Catalog No.	Size	100+	50+	25+	Each
05B02-178	1/4 ALL	\$	\$	\$	\$
05B02-177	3/8 ALL	\$	\$	\$	\$

## Compression to Pipe Adapter



Catalog No.	Size	100+	50+	25+	Each
05B02-277	1/4 x 1/4	\$	\$	\$	\$
05B02-286	1/4 x 3/8	\$	\$	\$	\$
05B02-278	3/8 x 1/4	\$	\$	\$	\$
05B02-279	3/8 x 3/8	\$	\$	\$	\$

## Compression Union



Catalog No.	Size	100+	50+	25+	Each
05B02-259	1/4 x 1/4	\$	\$	\$	\$
05B02-256	1/4 x 3/8	\$	\$	\$	\$
05B02-260	3/8 x 3/8	\$	\$	\$	\$

## Compression Tee



Catalog No.	Size	100+	50+	25+	Each
05B02-124	1/4 ALL	\$	\$	\$	\$
05B02-220	3/8 ALL	\$	\$	\$	\$

## Barb to Pipe Adapter



Catalog No.	Size	100+	50+	25+	Each
05B02-103	1/4 x 1/4	\$	\$	\$	\$
05B02-104	1/4 x 3/8	\$	\$	\$	\$
05B02-334	1/4 x 1/2	\$	\$	\$	\$
05B02-227	3/8 x 1/4	\$	\$	\$	\$
05B02-107	3/8 x 3/8	\$	\$	\$	\$
05B02-261	3/8 x 1/2	\$	\$	\$	\$
05B02-131	1/2 x 3/8	\$	\$	\$	\$
05B02-262	1/2 x 1/2	\$	\$	\$	\$

## Compression Needle Valve



Catalog No.	Size	100+	50+	25+	Each
05B02-132	1/4 x 1/4	\$	\$	\$	\$
05B02-147	3/8 x 3/8	\$	\$	\$	\$

## Barb to Barb Ball Valve



Catalog No.	Size	100+	50+	25+	Each
05B01-346	1/4 x 1/4	\$	\$	\$	\$
05B01-347	3/8 x 3/8	\$	\$	\$	\$

Lead-Free Compliant Brass Fittings





# Flare Swivel Sets

STAINLESS STEEL STEM AND NICKEL PLATED BRASS NUT

**1/8" Barb Stem  
1/4" FFL Nut**



Catalog No.	Size	300+	100+	25+	Each
04C03-264	Swivel Set	\$	\$	\$	\$
04C03-227	1/8" Stem	\$	\$	\$	\$
04C03-116	1/4" FFL Nut	\$	\$	\$	\$

**5/32" Barb Stem  
1/4" FFL Nut**



Catalog No.	Size	300+	100+	25+	Each
04C01-115	Swivel Set	\$	\$	\$	\$
04C01-114	5/32" Stem	\$	\$	\$	\$
04C03-116	1/4" FFL Nut	\$	\$	\$	\$

**1/4" Barb Stem  
1/4" FFL Nut**



Catalog No.	Size	300+	100+	25+	Each
*04C03-265	Swivel Set	\$	\$	\$	\$
04C03-120	1/4" Stem	\$	\$	\$	\$
04C03-116	1/4" FFL Nut	\$	\$	\$	\$

**1/4" Barb Stem  
5/16" FFL Nut**

(1/2-16FFL)



Catalog No.	Size	300+	100+	25+	Each
04C03-266	Swivel Set	\$	\$	\$	\$
04C03-119	1/4" Stem	\$	\$	\$	\$
04C03-117	5/16" FFL Nut	\$	\$	\$	\$

**1/4" Barb Stem  
3/8" FFL Nut**



Catalog No.	Size	300+	100+	25+	Each
04C03-267	Swivel Set	\$	\$	\$	\$
04C03-121	1/4" Stem	\$	\$	\$	\$
04C03-118	3/8" FFL Nut	\$	\$	\$	\$

**5/16" Barb Stem  
1/4" FFL Nut**



Catalog No.	Size	300+	100+	25+	Each
*04C03-293	Swivel Set	\$	\$	\$	\$
04C03-294	5/16" Stem	\$	\$	\$	\$
04C03-295	1/4" FFL Nut	\$	\$	\$	\$

Additional price breaks available on most items. Login to your website account or contact your sales representative for pricing.

**3/8" Barb Stem  
3/8" FFL Nut**



Catalog No.	Size	300+	100+	25+	Each
*04C03-268	Swivel Set	\$	\$	\$	\$
04C03-124	3/8" Stem	\$	\$	\$	\$
04C03-118	3/8" FFL Nut	\$	\$	\$	\$

**3/8" Barb Stem  
1/2" FFL Nut**



Catalog No.	Size	300+	100+	25+	Each
04C03-108	Swivel Set	\$	\$	\$	\$
04C03-106	3/8" Stem	\$	\$	\$	\$
04C03-105	1/2" FFL Nut	\$	\$	\$	\$


**1/2" Barb Stem  
1/2" FFL Nut**



Catalog No.	Size	300+	100+	25+	Each
04C03-109	Swivel Set	\$	\$	\$	\$
04C03-107	1/2" Stem	\$	\$	\$	\$
04C03-105	1/2" FFL Nut	\$	\$	\$	\$



**One Piece Swivel Set**



**Nylon Flare Washers**

Priced per 100

Catalog No.	Description	300+	100+	25+	Each
*04C03-123	1/4" FFL x 3/8" Barb	\$	\$	\$	\$
04C03-151	1/4" FFL x 1/2" Barb	\$	\$	\$	\$
*04C03-129	3/8" FFL x 1/2" Barb	\$	\$	\$	\$

Catalog No.	Color	Size	300+	100+	Each
04E04-291	Clear	1/4"	\$	\$	\$
04E04-290	Red	1/2"-16	\$	\$	\$
04C03-185	Black	3/8"	\$	\$	\$
04C03-190	White	1/2"	\$	\$	.\$

Stainless Steel Stem and Chrome Plated Nut Sets

# Stainless Steel Flare Fittings

## Flare Hose Stem



Catalog No.	Tubing I.D. Size	100+	50+	25+	Each
*04C03-125	1/4" MFL x 1/4" Barb	\$	\$	\$	\$
*04C03-232	1/4" MFL x 3/8" Barb	\$	\$	\$	\$
*04C03-230	1/2"-16" MFL x 1/4" Barb	\$	\$	\$	\$
*04C03-126	1/2"-16" MFL x 3/8" Barb	\$	\$	\$	\$
*04C03-231	3/8" MFL x 1/4" Barb	\$	\$	\$	\$
*04C03-127	3/8" MFL x 3/8" Barb	\$	\$	\$	\$

## Flare Adapter



Catalog No.	Size	100+	50+	25+	Each
*04C03-281	1/4 x 1/4	\$	\$	\$	\$
*04C03-233	1/4 x 1/2-16	\$	\$	\$	\$
04C03-146	1/4 x 3/8	\$	\$	\$	\$
04C03-234	1/2-16 x 1/2-16	\$	\$	\$	\$
04C03-236	3/8 x 3/8	\$	\$	\$	\$

## Flare to Pipe Adapter



Catalog No.	Size	100+	50+	25+	Each
04C03-163	1/4 MFL x 1/8 MPT	\$	\$	\$	\$
*04C03-240	1/4 MFL x 1/4 MPT	\$	\$	\$	\$
04C03-226	1/4 MFL x 3/8 MPT	\$	\$	\$	\$
04C03-164	3/8 MFL x 1/4 MPT	\$	\$	\$	\$
04C03-289	3/8 MFL x 3/8 MPT	\$	\$	\$	\$
04C03-130	3/8 MFL x 1/2 MPT	\$	\$	\$	\$
04C03-165	1/2 MFL x 1/2 MPT	\$	\$	\$	\$

## Flare to Flare Union

Catalog No.	Size	100+	50+	25+	Each
04C03-150	1/4 FFL to 3/8 MFL	\$	\$	\$	\$

## Flare Plug



Catalog No.	Size	300+	100+	25+	Each
04C03-147	1/4" MFL	\$	\$	\$	\$
04C03-292	3/8" MFL	\$	\$	\$	\$

## Flare Cap Nut



Catalog No.	Size	300+	100+	25+	Each
04C03-145	1/4" FFL	\$	\$	\$	\$
04C03-249	3/8" FFL	\$	\$	\$	\$



**Branch Tee**  
W/FFL SWIVEL NUT



**Flare Tee**  
ALL MALE FLARE



**Swivel Tee**  
BARB TO FLARE

Catalog No.	Size	100+	50+	25+	Each
04C03-261	1/4	\$	\$	\$	\$
04C03-262	3/8	<b>CLOSEOUT</b>			

Catalog No.	Size	100+	50+	25+	Each
04C03-228	1/4	\$	\$	\$	\$
04C03-239	3/8	\$	\$	\$	\$

Catalog No.	Size	100+	50+	25+	Each
04C01-134	1/4	\$	\$	\$	\$

## Swivel Elbows



Ref. #	Catalog No.	Size	100+	50+	25+	Each
*1	04C03-174	45° Swivel Elbow, 1/4FFL x 1/4 barb	\$	\$	\$	\$
*2	04C03-133	90° Swivel Elbow, 1/4FFL x 1/4 barb	\$	\$	\$	\$
*2	04C03-253	90° Swivel Elbow, 1/4FFL x 3/8 barb	\$	\$	\$	\$
*2	04C03-296	90° Swivel Elbow, 3/8FFL x 1/4 barb	\$	\$	\$	\$
*2	04C03-251	90° Swivel Elbow, 3/8FFL x 3/8 barb	\$	\$	\$	\$
2	04C03-252	90° Swivel Elbow, 3/8FFL x 1/2 barb	\$	\$	\$	\$
*2	04C03-311	90° Swivel Elbow, 1/2FFL x 3/8 barb	\$	\$	\$	\$
*2	04C03-162	90° Swivel Elbow, 1/2FFL x 1/2 barb	\$	\$	\$	\$
*3	04C03-173	180° Swivel Elbow, 1/4FFL x 1/4 barb	\$	\$	\$	\$

## Bulkhead Adapters



Ref.#	Catalog No.	Size	25+	10+	Each
1	04K03-286	3" Length x 1/4" MFL	\$	\$	\$
2	04K03-287	4" Length x 1/4" MFL	\$	\$	\$

## Panel Mount Adapters



Ref.#	Catalog No.	Size	25+	10+	Each
1	04C03-171	1/4" MFL x 1/4" MFL	\$	\$	\$
2	04C03-194	1/4" MFL x 1/4" Barb	\$	\$	\$
3	04C03-195	1/4" MFL x 3/8" Barb	\$	\$	\$

Stainless Steel Flare Fittings

# Stainless Steel Pipe Fittings

## Hex Head Plug

MALE PIPE



Catalog No.	Description	100+	50+	25+	Each
*04C03-333	1/8" MPT	\$	\$	\$	\$
*04C03-153	1/4" MPT	\$	\$	\$	\$
*04C03-334	3/8" MPT	\$	\$	\$	\$
*04C03-335	1/2" MPT	\$	\$	\$	\$
*04C03-391	3/4" MPT	\$	\$	\$	\$

## Hex Nipple

MALE PIPE TO MALE PIPE



Catalog No.	Description	100+	50+	25+	Each
04C03-330	1/4" MPT x 1/8" MPT	\$	\$	\$	\$
*04C03-331	1/4" MPT x 1/4" MPT	\$	\$	\$	\$
04C03-222	3/8" MPT x 1/4" MPT	\$	\$	\$	\$
*04C03-144	3/8" MPT x 3/8" MPT	\$	\$	\$	\$
*04C03-389	1/2" MPT x 1/2" MPT	\$	\$	\$	\$
*04C03-390	3/4" MPT x 3/4" MPT	\$	\$	\$	\$

## Hex Bushing

FEMALE PIPE TO MALE PIPE



Catalog No.	Description	100+	50+	25+	Each
*04C03-336	1/8" FPT x 1/4" MPT	\$	\$	\$	\$
*04C03-338	1/4" FPT x 3/8" MPT	\$	\$	\$	\$
*04C03-339	1/4" FPT x 1/2" MPT	\$	\$	\$	\$
*04C03-340	3/8" FPT x 1/2" MPT	\$	\$	\$	\$
*04C03-379	1/2" FPT x 3/4" MPT	\$	\$	\$	\$

## Round Coupler

FEMALE PIPE TO FEMALE PIPE



Catalog No.	Description	100+	50+	25+	Each
*04C03-310	1/4" FPT x 1/4" FPT	\$	\$	\$	\$
*04C03-354	3/8" FPT x 3/8" FPT	\$	\$	\$	\$
*04C03-355	1/2" FPT x 1/2" FPT	\$	\$	\$	\$
*04C03-392	3/4" FPT x 3/4" FPT	\$	\$	\$	\$

Additional price breaks available on most items. Login to your website account or contact your sales representative for pricing.

## PTFE Thread Seal Tape

For sealing NPT threads

- Provides a leak-free, air-tight seal
- Prevents seizing or cross-threading
- For use on air, water and other fittings
- Can be used on brass, copper, stainless



Catalog No.	Description	Each
20D01-200	PTFE Tape	\$
20D01-201	Liquid Thread Sealant (4 oz.)	\$
20D01-202	Application Brush	\$

## Hex Adapter

FEMALE PIPE TO MALE FLARE



Catalog No.	Description	100+	50+	25+	Each
*04C03-314	1/2" FPT x 1/4" MFL	<b>DISCONTINUED</b>			\$

## Hex Adapter

MALE FLARE TO MALE PIPE



Catalog No.	Description	100+	50+	25+	Each
04C03-163	1/4" MFL x 1/8" MPT	\$	\$	\$	\$
*04C03-240	1/4" MFL x 1/4" MPT	\$	\$	\$	\$
04C03-226	1/4" MFL x 3/8" MPT	\$	\$	\$	\$
04C03-164	3/8" MFL x 1/4" MPT	\$	\$	\$	\$
04C03-289	3/8" MFL x 3/8" MPT	\$	\$	\$	\$
04C03-130	3/8" MFL x 1/2" MPT	\$	\$	\$	\$
04C03-165	1/2" MFL x 1/2" MPT	\$	\$	\$	\$

## Hex Adapter

FEMALE FLARE TO MALE PIPE



Catalog No.	Description	100+	50+	25+	Each
*04C03-324	1/4" FFL x 1/4" MPT	\$	\$	\$	\$

Stainless Steel Pipe Fittings

# Stainless Steel Pipe Fittings



**90° Elbow**  
FEMALE PIPE TO FEMALE PIPE



Catalog No.	Description	100+	50+	25+	Each
*04C03-343	1/4" FPT x 1/4" FPT	\$	\$	\$	\$
*04C03-344	3/8" FPT x 3/8" FPT	\$	\$	\$	\$
*04C03-345	1/2" FPT x 1/2" FPT	\$	\$	\$	\$
*04C03-377	3/4" FPT x 3/4" FPT	\$	\$	\$	\$



**90° Elbow**  
MALE PIPE TO FEMALE PIPE



Catalog No.	Description	100+	50+	25+	Each
*04C03-346	1/8" MPT x 1/8" FPT	\$	\$	\$	\$
*04C03-347	1/4" MPT x 1/8" FPT	<b>CLOSEOUT</b>		\$	\$
*04C03-348	1/4" MPT x 1/4" FPT	\$	\$	\$	\$
*04C03-349	3/8" MPT x 3/8" FPT	\$	\$	\$	\$
*04C03-350	1/2" MPT x 1/2" FPT	\$	\$	\$	\$
*04C03-378	3/4" MPT x 3/4" FPT	\$	\$	\$	\$



**Tee**  
FEMALE PIPE ON ALL



Catalog No.	Description	100+	50+	25+	Each
*04C03-221	1/4" FPT on All	\$	\$	\$	\$
*04C03-356	3/8" FPT on All	\$	\$	\$	\$
*04C03-357	1/2" FPT on All	\$	\$	\$	\$
*04C03-376	3/4" FPT on All	\$	\$	\$	\$



**Cross**  
FEMALE PIPE ON ALL



Catalog No.	Description	100+	50+	25+	Each
*04C03-359	1/4" FPT on All	\$	\$	\$	\$
*04C03-360	3/8" FPT on All	\$	\$	\$	\$
*04C03-361	1/2" FPT on All	\$	\$	\$	\$
*04C03-374	3/4" FPT on All	\$	\$	\$	\$



**Hex Adapter**  
BARB TO MALE PIPE



Catalog No.	Description	100+	50+	25+	Each
04C03-225	1/4" Barb x 1/8" MPT	\$	\$	\$	\$
*04C03-128	1/4" Barb x 1/4" MPT	\$	\$	\$	\$
04C03-166	1/4" Barb x 3/8" MPT	\$	\$	\$	\$
04C03-167	3/8" Barb x 1/8" MPT	\$	\$	\$	\$
*04C03-168	3/8" Barb x 1/4" MPT	\$	\$	\$	\$
*04C03-131	3/8" Barb x 3/8" MPT	\$	\$	\$	\$
*04C03-205	3/8" Barb x 1/2" MPT	\$	\$	\$	\$
04C03-169	1/2" Barb x 1/4" MPT	\$	\$	\$	\$
04C03-170	1/2" Barb x 3/8" MPT	\$	\$	\$	\$
04C03-140	1/2" Barb x 1/2" MPT	\$	\$	\$	\$
*04C03-375	3/4" Barb x 3/4" MPT	\$	\$	\$	\$



**Hex Adapter**  
FEMALE PIPE TO BARB



Catalog No.	Description	100+	50+	25+	Each
04C03-224	1/4" FPT x 1/4" Barb	\$	\$	\$	\$
*04C03-218	1/4" FPT x 3/8" Barb	\$	\$	\$	\$
*04C03-216	3/8" FPT x 1/4" Barb	\$	\$	\$	\$
*04C03-215	1/2" FPT x 1/2" Barb	\$	\$	\$	\$



**90° Adapter**  
BARB TO MALE PIPE

Catalog No.	Description	100+	50+	25+	Each
04C03-273	1/4" Barb x 1/8" MPT	\$	\$	\$	\$
04C03-274	1/4" Barb x 1/4" MPT	\$	\$	\$	\$
04C03-275	1/4" Barb x 3/8" MPT	\$	\$	\$	\$
04C03-279	3/8" Barb x 1/4" MPT	\$	\$	\$	\$
04C03-280	3/8" Barb x 3/8" MPT	\$	\$	\$	\$
04C03-283	3/8" Barb x 1/2" MPT	\$	\$	\$	\$
04C03-284	1/2" Barb x 1/2" MPT	\$	\$	\$	\$

Stainless Steel Pipe Fittings





# Stainless Steel Hose Barb Fittings

## Straight



Catalog No.	Tubing I.D. Size	100+	50+	25+	Each
*04C11-299	1/8" Thinwall	\$	\$	\$	\$
04C03-291	1/8" x 1/4"	\$	\$	\$	\$
*04C03-142	3/16" x 3/16"	\$	\$	\$	\$
*04C03-351	3/16" x 1/4"	\$	\$	\$	\$
*04C03-352	3/16" x 3/8"	\$	\$	\$	\$
*04C03-139	1/4"	\$	\$	\$	\$
*04C11-139	1/4" Thinwall	\$	\$	\$	\$
*04C03-366	1/4" x 5/16"	\$	\$	\$	\$
*04C03-254	1/4" x 3/8"	\$	\$	\$	\$
*04C11-254	1/4" x 3/8" Thinwall	\$	\$	\$	\$
*04C03-141	1/4" x 1/2"	\$	\$	\$	\$
*04C11-141	1/4" x 1/2" Thinwall	\$	\$	\$	\$
*04C03-367	5/16"	\$	\$	\$	\$
*04C03-370	5/16" x 3/8"	\$	\$	\$	\$
*04C03-282	3/8"	\$	\$	\$	\$
*04C11-282	3/8" Thinwall	\$	\$	\$	\$
*04C03-255	3/8" x 1/2"	\$	\$	\$	\$
*04C11-255	3/8" x 1/2" Thinwall	\$	\$	\$	\$
*04C03-143	1/2"	\$	\$	\$	\$
*04C11-143	1/2" Thinwall	\$	\$	\$	\$
*04C03-148	3/4"	\$	\$	\$	\$

## Tee



Catalog No.	Tubing I.D. Size	100+	50+	25+	Each
*04C03-134	1/4" (ALL)	\$	\$	\$	\$
*04C11-134	1/4" (ALL) Thinwall	\$	\$	\$	\$
*04C03-135	1/4" (1&2) x 3/8" (3)	\$	\$	\$	\$
*04C11-135	1/4" (1&2) x 3/8" Thinwall	\$	\$	\$	\$
*04C03-290	5/16" (ALL)	\$	\$	\$	\$
*04C11-290	5/16" (ALL) Thinwall	\$	\$	\$	\$
*04C03-136	3/8" (1&2) x 1/4" (3)	\$	\$	\$	\$
*04C11-136	3/8" (1&2) x 1/4" Thinwall	\$	\$	\$	\$
*04C03-213	3/8" (ALL)	\$	\$	\$	\$
*04C11-213	3/8" (ALL) Thinwall	\$	\$	\$	\$
04C03-308	3/8" (1&2) x 1/2" (3)	\$	\$	\$	\$
*04C11-308	3/8" (1&2) x 1/2" (3) Thinwall	\$	\$	\$	\$
*04C03-137	1/2" (1&2) x 1/4" (3)	\$	\$	\$	\$
*04C03-259	1/2" (1&2) x 3/8" (3)	\$	\$	\$	\$
*04C11-259	1/2" (1&2) x 3/8" Thinwall	\$	\$	\$	\$
*04C03-258	1/2" (ALL)	\$	\$	\$	\$
*04C11-258	1/2" (ALL) Thinwall	\$	\$	\$	\$
*04C03-278	3/4" (ALL)	\$	\$	\$	\$

Additional price breaks available on most items. Login to your website account or contact your sales representative for pricing.


## Plug



Catalog No.	Tubing I.D. Size	100+	50+	25+	Each
*04C03-103	1/4"	\$	\$	\$	\$
*04C11-103	1/4" Thinwall	\$	\$	\$	\$
04C03-487	5/16"	\$	\$	\$	\$
*04C03-104	3/8"	\$	\$	\$	\$
*04C11-104	3/8" Thinwall	\$	\$	\$	\$
*04C03-111	1/2"	\$	\$	\$	\$
*04C11-111	1/2" Thinwall	\$	\$	\$	\$

## "Y" Tee

90° Leg Angle



Catalog No.	Tubing I.D. Size	100+	50+	25+	Each
*04E04-190	1/4" A = 1 1/8"	\$	\$	\$	\$
*04C11-190	1/4" Thinwall A = 1 1/8"	\$	\$	\$	\$
*04E04-191	3/8" A = 1 1/4"	\$	\$	\$	\$
*04C11-191	3/8" Thinwall A = 1 1/4"	\$	\$	\$	\$

## Elbow



Catalog No.	Tubing I.D.	100+	50+	25+	Each
*04C03-256	1/4"	\$	\$	\$	\$
*04C11-256	1/4" Thinwall	\$	\$	\$	\$
04C03-110	1/4" x 3/8"	\$	\$	\$	\$
*04C11-110	1/4" x 3/8" Thinwall	\$	\$	\$	\$
*04C03-269	5/16"	\$	\$	\$	\$
*04C03-257	3/8"	\$	\$	\$	\$
*04C11-257	3/8" Thinwall	\$	\$	\$	\$
04C03-309	1/2" x 3/8"	\$	\$	\$	\$
*04C11-132	1/2" Thinwall	\$	\$	\$	\$

## Cross



Catalog No.	Tubing I.D. Size	100+	50+	25+	Each
04C03-138	1/4"	\$	\$	\$	\$
*04C11-138	1/4" Thinwall	\$	\$	\$	\$
04C03-263	3/8" x 1/4" x 3/8" x 1/4"	\$	\$	\$	\$
04C03-260	3/8"	\$	\$	\$	\$
*04C11-260	3/8" Thinwall	\$	\$	\$	\$
04C03-270	1/2"	\$	\$	\$	\$

Stainless Steel Barbed Fittings

# Stainless Steel Hose Barb Fittings



**Adapter**  
BARB TO FEMALE FLARE



Catalog No.	Tubing I.D. Size	100+	50+	25+	Each
*04C03-125	1/4" B x 1/4" MFL	\$	\$	\$	\$
*04C03-230	1/4" B x 1/2-16 MFL	\$	\$	\$	\$
*04C03-231	1/4" B x 3/8" MFL	\$	\$	\$	\$
*04C03-232	3/8" B x 1/4" MFL	\$	\$	\$	\$
*04C03-126	3/8" B x 1/2-16 MFL	\$	\$	\$	\$
*04C03-127	3/8" B x 3/8" MFL	\$	\$	\$	\$



**90° Adapter**  
BARB TO MALE FLARE

Catalog No.	Tubing I.D. Size	100+	50+	25+	Each
04C03-277	3/8" B x 3/8" MFL	\$	\$	\$	\$



**45° Swivel Adapter**  
BARB TO FEMALE FLARE

Catalog No.	Tubing I.D. Size	100+	50+	25+	Each
04C03-174	1/4" B x 1/4" FFL	\$	\$	\$	\$



**U-Bend**  
BARB TO BARB



Catalog No.	Tubing I.D. Size	100+	50+	25+	Each
*04C11-112	1/4" Barb Thinwall A = 1"	\$	\$	\$	\$
*04C03-483	5/16" Barbs A = 2"	\$	\$	\$	\$
*04C03-114	3/8" Barbs A = 2"	\$	\$	\$	\$
*04C11-114	3/8" Barbs Thinwall A = 1-1/4"	\$	\$	\$	\$
*04C11-186	1/2" Barbs Thinwall A = 2-1/8"	\$	\$	\$	\$


Additional price breaks available on most items. Login to your website account or contact your sales representative for pricing.



**90° Swivel Adapter**  
BARB TO FEMALE FLARE



Catalog No.	Tubing I.D. Size	100+	50+	25+	Each
*04C03-133	1/4" B x 1/4" FFL	\$	\$	\$	\$
*04C03-296	1/4" B x 3/8" FFL	\$	\$	\$	\$
*04C03-253	3/8" B x 1/4" FFL	\$	\$	\$	\$
*04C03-251	3/8" B x 3/8" FFL	\$	\$	\$	\$
*04C03-311	3/8" B x 1/2" FFL	\$	\$	\$	\$
*04C03-252	1/2" B x 3/8" FFL	\$	\$	\$	\$
*04C03-162	1/2" B x 1/2" FFL	\$	\$	\$	\$



**U-Bend with Manifold**  
TWO BARBS TO BARB




Catalog No.	Tubing I.D. Size	100+	50+	25+	Each
*04C11-113	1/4" Barbs x 1/4" B Thinwall A = 1"	\$	\$	\$	\$
04C03-122	1/4" Barbs x 3/8" Barb Man. A = 1-1/2"	\$	\$	\$	\$
*04C03-484	5/16" Barbs x 5/16" Barb Man. A = 21/4"	\$	\$	\$	\$
*04C11-484	5/16" B x 5/16" B Thinwall A = 1-1/4"	\$	\$	\$	\$
04C03-188	3/8" Barbs x 1/4" Barb Man. A = 2-1/2"	\$	\$	\$	\$
04C03-189	3/8" Barbs x 3/8" Barb Man. A = 1-5/8"	\$	\$	\$	\$
*04C11-189	3/8" B x 3/8" B Thinwall A = 1-5/8"	\$	\$	\$	\$
04C03-368	3/8" Barbs x 1/2" Barb Man. A = 2"	\$	\$	\$	\$
04C03-192	1/2" Barbs x 3/8" Barb Man. A = 2-1/4"	\$	\$	\$	\$
*04C03-191	1/2" Barbs x 1/2" Barb Man. A = 2-1/4"	\$	\$	\$	\$



**180° Swivel Adapter**  
BARB TO FEMALE FLARE



Catalog No.	Tubing I.D. Size	100+	50+	25+	Each
*04C03-173	1/4" B x 1/4" FFL	\$	\$	\$	\$



**U-Bend with Manifold**  
TWO BARBS TO MALE FLARE

Catalog No.	Tubing I.D. Size	100+	50+	25+	Each
04C03-115	3/8" Barbs x 1/4" MFL Man. A = 2"	\$	\$	\$	\$
04C03-187	1/2" Barbs x 1/4" MFL Man. A = 3-1/2"	\$	\$	\$	\$

Stainless Steel Barbed Fittings

## Stainless Steel CO<sub>2</sub> / Soda Fountain Fittings

CO<sub>2</sub> Valve Fitting



CO<sub>2</sub> Valve Fitting



CO<sub>2</sub> Regulator Fitting



CO<sub>2</sub> Washer  
02H06-294 **10¢**

Ref.#	Catalog No.	Description	100+	50+	25+	Each
1	04E04-391	Swivel Set, CO <sub>2</sub> x 1/4" Barb	\$	\$	\$	\$
1	04C03-101	Stem Only, 1/4" Barb	\$	\$	\$	\$
1	04E04-458	Swivel Nut Only, CO <sub>2</sub>	\$	\$	\$	\$

Ref.#	Catalog No.	Description	100+	50+	25+	Each
2	04E04-120	CO <sub>2</sub> x 1/4" MFL	\$	\$	\$	\$
3	04E04-392	Male 1/2" CO <sub>2</sub> x 1/4" Barb	\$	\$	\$	\$
3	04C03-177	Male 1/2" CO <sub>2</sub> x 3/8" Barb	\$	\$	\$	\$

## Stainless Steel Compression Fittings



**WARNING:** It is recommended to flare all stainless steel tubes instead of using compression fittings. Manufacturer will not be held liable for any damages incurred from using compressions fittings

Ref.#	Catalog No.	Description	Each
1	04C03-373	3/8" MFL x 3/8" O.D. Tube	\$
2	04C03-220	1/4" MPT x 3/8" O.D. Tube	\$
3	04C03-383	1/4" Barb x 1/4" O.D. Tube	\$
3	04C03-384	1/4" Barb x 5/16" O.D. Tube	\$
3	04C03-385	1/4" Barb x 3/8" O.D. Tube	\$
3	04C03-386	3/8" Barb x 1/4" O.D. Tube	\$
3	04C03-387	3/8" Barb x 5/16" O.D. Tube	\$
3	04C03-388	3/8" Barb x 3/8" O.D. Tube	\$

## Stainless Steel Field Kit

- |                              |                                 |                                  |
|------------------------------|---------------------------------|----------------------------------|
| 2 Adapter 1/4"B x 1/2"-16MFL | 50 Oetiker Clamp 14.5           | 10 Stem 1/4" (for 3/8" Nut)      |
| 2 Adapter 1/4"B x 1/4" MFL   | 100 Oetiker Clamp 17.0          | 15 Stem 3/8" (for 3/8" Nut)      |
| 1 Cap Nut 1/4" FFL           | 10 Plug 1/4" Barb               | 5 Swivel Elbow 1/4" B x 1/4 FFL  |
| 1 Cap Nut 3/8" FFL           | 5 Plug 3/8" Barb                | 3 Swivel Elbow 3/8" B x 3/8" FFL |
| 5 Cross 1/4" Barbs           | 15 Splicer 1/4" B x 3/8" B      | 20 Tee 1/4" Barbs                |
| 200 Flare Washer 1/4"        | 25 Splicer 1/4" Barb            | 2 Tee 1/4" Barbs x 3/8" Barb     |
| 100 Flare Washer 3/8"        | 10 Splicer 3/8" Barb            | 10 Tee 3/8" Barbs                |
| 50 Nut 1/4" FFL              | 1 Splicer Elbow 1/4" Barb       | 5 Tee 3/8" Barbs x 1/4" Barb     |
| 1 Nut 12"-16 FFL             | 1 Splicer Elbow 3/8" Barb       | 1 U-Bend Manifold 3/8" Barbs     |
| 25 Nut 3/8" FFL              | 1 Stem 1/4" (for 1/2"-16 Nut)   | 1 Side-Jaw Pincers               |
| 100 Oetiker Clamp 12.3       | 50 Stem 1/4" (for 1/4" Nut)     | 1 Tubing Cutter                  |
| 1 U-Bend 1/4" Barbs          | 1 Swivel Elbow 3/8"B x 1/4" FFL |                                  |



Additional price breaks available on most items. Login to your website account or contact your sales representative for pricing.

## Solid Brass Insert Tool for Flared Fittings

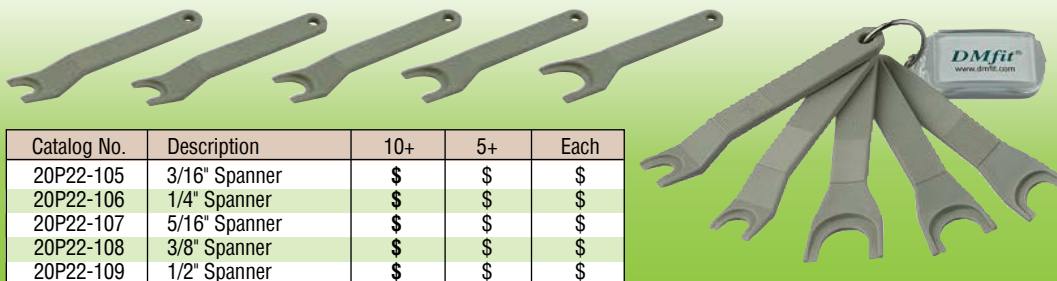
Makes installation easy! Works as a handle and holds fitting in place while inserting into tubing.



20D03-101  
\$\$

Works with 1/4" FFL and 3/8" FFL fittings

## DMfit® Spanner Wrench Set for Push-on Fittings



20D03-105

3/16", 1/4", 5/16", 3/8", 1/2"

10+ \$\$  
5+ \$\$ Ea. \$\$

Catalog No.	Description	10+	5+	Each
20P22-105	3/16" Spanner	\$	\$	\$
20P22-106	1/4" Spanner	\$	\$	\$
20P22-107	5/16" Spanner	\$	\$	\$
20P22-108	3/8" Spanner	\$	\$	\$
20P22-109	1/2" Spanner	\$	\$	\$



# DMfit® Push-In Tube Fittings

**PROVIDES QUICK & CONVENIENT ASSEMBLY**

Products are manufactured from safe, non-toxic materials meeting the requirements of the US FDA, ANSI/NSF-51, 61, and SK Zert. Do not use this product where the ambient temperature or fluid temperature may exceed 180°F. Maximum operating pressure -40°F to 68°F is 230 PSI / 149°F is 150 PSI.



**End Stop**

Catalog No.	Description	25+	10+	Each
05P22-142	1/4" O.D.	\$	\$	\$
05P22-143	3/8" O.D.	\$	\$	\$



**Union**

Catalog No.	Description	25+	10+	Each
05P22-112	1/4" O.D. x 1/4" O.D.	\$	\$	\$
05P22-136	1/4" O.D. x 3/8" O.D.	\$	\$	\$
05P22-109	5/16" O.D. x 3/8" O.D.	\$	\$	\$
05P22-113	3/8" O.D. x 3/8" O.D.	\$	\$	\$
05P22-115	3/8" O.D. x 1/2" O.D.	\$	\$	\$
05P22-114	1/2" O.D. x 1/2" O.D.	\$	\$	\$



**Elbow**

Catalog No.	Description	25+	10+	Each
05P22-120	1/4" O.D. x 1/4" O.D.	\$	\$	\$
05P22-150	1/4" O.D. x 3/8" O.D.	\$	\$	\$
05P22-121	3/8" O.D. x 3/8" O.D.	\$	\$	\$
05P22-149	3/8" O.D. x 1/2" O.D.	\$	\$	\$
05P22-122	1/2" O.D. x 1/2" O.D.	\$	\$	\$



**Tee**

Catalog No.	Description	25+	10+	Each
05P22-104	1/4" O.D. (ALL)	\$	\$	\$
05P22-160	3/8" x 3/8" x 1/4" O.D.	\$	\$	\$
05P22-105	3/8" O.D. (ALL)	\$	\$	\$
05P22-130	1/2" x 1/2" x 3/8" O.D.	\$	\$	\$
05P22-107	1/2" O.D. (ALL)	\$	\$	\$



**Cross**

**DISC. ITEM  
LIMITED STOCK**

Catalog No.	Description	25+	10+	Each
05P22-176	1/4" O.D. (ALL)	-	-	\$
05P22-177	1/2" O.D. (ALL)	-	-	\$



**Wye**

Catalog No.	Description	25+	10+	Each
05P22-191	1/4" O.D. (ALL)	\$	\$	\$
05P22-192	5/16" O.D. (ALL)	DISC		\$
05P22-193	3/8" O.D. (ALL)	\$	\$	\$
05P22-195	1/2" O.D. (ALL)	\$	\$	\$

**Additional price breaks available on most items. Login to your website account or contact your sales representative for pricing.**



**U Bend**

Catalog No.	Description	25+	10+	Each
05P22-210	1/4" O.D.	\$	\$	\$
05P22-211	3/8" O.D.	\$	\$	\$
05P22-212	1/2" O.D.	\$	\$	\$



**Female Pipe & Female Flare Adapters**

Catalog No.	Description	25+	10+	Each
05P22-144	1/4" FPT x 1/4" O.D.	\$	\$	\$
05P22-145	1/4" FPT x 3/8" O.D.	\$	\$	\$
05P22-185	1/4" FFL x 1/4" O.D.	\$	\$	\$
05P22-116	1/4" FFL x 3/8" O.D.	\$	\$	\$
05P22-205	3/8" FFL x 3/8" O.D.	\$	\$	\$



**Male Flare Adapter**

Catalog No.	Description	25+	10+	Each
05P22-207	1/4" MFL x 3/8" O.D.	\$	\$	\$



**Push-In Shutoff**

Catalog No.	Description	25+	10+	Each
05P22-131	1/4" O.D.	\$	\$	\$
05P22-132	3/8" O.D.	\$	\$	\$
05P22-178	1/2" O.D.	\$	\$	\$



**Bulkhead Adapter**

Catalog No.	Description	25+	10+	Each
05P22-135	3/8" O.D.	\$	\$	\$
05P22-127	1/2" O.D.	\$	\$	\$

Fittings listed fit the following tubings:

1/4" O.D. fits 08H05-154 / 5/16" O.D. fits 08H05-247 / 3/8" O.D. fits 08H05-115 / 1/2" O.D. fits 08H05-116





# DMfit® Push-In Tube Fittings



**PROVIDES QUICK & CONVENIENT ASSEMBLY**

Products are manufactured from safe, non-toxic materials meeting the requirements of the US FDA, ANSI/NSF-51, 61, and SK Zert. Do not use this product where the ambient temperature or fluid temperature may exceed 180°F. Maximum operating pressure -40°F to 68°F is 230 PSI / 149°F is 150 PSI.

## STEMS FIT INTO OTHER PUSH-IN FITTINGS



**Reducer**

Catalog No.	Description	25+	10+	Each
05P22-156	1/2" Stem x 3/8" O.D.	\$	\$	\$



**Elbow**

Catalog No.	Description	25+	10+	Each
05P22-180	1/4" Stem x 1/4" O.D.	\$	\$	\$
05P22-181	3/8" Stem x 1/4" O.D.	\$	\$	\$
05P22-182	3/8" Stem x 3/8" O.D.	\$	\$	\$
05P22-183	1/2" Stem x 1/2" O.D.	\$	\$	\$



**Male Pipe Adapter**

Catalog No.	Description	25+	10+	Each
05P22-123	1/4" Stem x 1/4" MPT	\$	\$	\$
05P22-124	3/8" Stem x 1/4" MPT	\$	\$	\$
05P22-125	3/8" Stem x 3/8" MPT	\$	\$	\$
05P22-138	1/2" Stem x 1/2" MPT	\$	\$	\$



**Check Valve**

Catalog No.	Description	25+	10+	Each
05P22-200	1/4" O.D. Tube	\$	\$	\$
05P22-201	3/8" O.D. Tube	\$	\$	\$



**Plug Stem**

Catalog No.	Description	25+	10+	Each
05P22-155	3/8" O.D. Stem	\$	\$	\$



**Male Pipe Adapter**

Catalog No.	Description	25+	10+	Each
05P22-118	1/4" MPT x 1/4" O.D.	\$	\$	\$
05P22-110	1/4" MPT x 3/8" O.D.	\$	\$	\$
05P22-111	3/8" MPT x 3/8" O.D.	\$	\$	\$
05P22-126	3/8" MPT x 1/2" O.D.	\$	\$	\$
05P22-108	1/2" MPT x 3/8" O.D.	\$	\$	\$
05P22-119	1/2" MPT x 1/2" O.D.	\$	\$	\$



**S/S Straight Barb to Stem**

Catalog No.	Description	25+	10+	Each
04C03-206	1/4" B x 1/4" Stem	\$	\$	\$
04C03-207	1/4" B x 3/8" Stem	\$	\$	\$
04C03-208	3/8" B x 3/8" Stem	\$	\$	\$
04C03-211	3/8" B x 1/2" Stem	\$	\$	\$
04C03-209	1/2" B x 3/8" Stem	\$	\$	\$
04C03-210	1/2" B x 1/2" Stem	\$	\$	\$



**Elbow Barb to Stem**

Catalog No.	Description	25+	10+	Each
05P22-196	1/4" B x 1/4" Stem	\$	\$	\$
05P22-199	1/4" B x 5/16" Stem	\$	\$	\$
05P22-197	1/4" B x 3/8" Stem	\$	\$	\$
05P22-198	3/8" B x 3/8" Stem	\$	\$	\$



**Straight Barb to Stem**

Catalog No.	Description	25+	10+	Each
05P22-103	1/4" B x 1/4" Stem	\$	\$	\$
05P22-102	1/4" B x 3/8" Stem	\$	\$	\$
05P22-106	5/16" B x 3/8" Stem	\$	\$	\$
05P22-190	3/8" B x 5/16" Stem	\$	\$	\$
05P22-101	3/8" B x 3/8" Stem	\$	\$	\$
05P22-128	3/8" B x 1/2" Stem	\$	\$	\$
05P22-100	1/2" B x 3/8" Stem	\$	\$	\$
05P22-129	1/2" B x 1/2" Stem	\$	\$	\$

**BARBED END ADAPTS BRAIDED TUBING TO BE COMPATIBLE WITH PUSH-IN FITTINGS**

Additional price breaks available on most items. Login to your website account or contact your sales representative for pricing.



**BSP Adapter**

Catalog No.	Description	25+	10+	Each
05P22-216	1/2" FBSP x 3/8" O.D.	\$	\$	\$
05P22-217	1/2" FBSP x 1/2" O.D.	\$	\$	\$
05P22-213	5/8" FBSP x 5/16" O.D.	\$	\$	\$
05P22-214	5/8" FBSP x 3/8" O.D.	\$	\$	\$



**Stop Valve Adapter**

Catalog No.	Description	25+	10+	Each
05P22-218	3/8" Comp x 1/4" O.D.	\$	\$	\$
05P22-219	3/8" Comp x 3/8" O.D.	DISC	\$	\$




**Lock-Out Clip**

Catalog No.	Description	25+	10+	Each
05P22-146	1/4" O.D. Tube	\$	\$	\$
05P22-140	3/8" O.D. Tube	\$	\$	\$
05P22-179	1/2" O.D. Tube	\$	\$	\$

# John Guest SuperSeal Push-in Fittings



PROVIDES A SECURE SEAL TO METAL TUBING ON ONE END AND SOFT TUBING ON THE OTHER END



Ref.#	Catalog No.	Description	25+	10+	Each
1	05G01-151	Adapter, 1/4" SS x 1/4" Barb	\$	\$	\$
1	05G01-160	Adapter, 5/16" SS x 1/4" Barb	\$	\$	\$
1	05G01-152	Adapter, 3/8" SS x 1/4" Barb	\$	\$	\$
-	-	-	-	-	-

Ref.#	Catalog No.	Description	25+	10+	Each
2	05G01-172	Union, 5/16" SS x 3/8" OD	\$	\$	\$
2	05G01-135	Union, 3/8" SS x 3/8" OD	\$	\$	\$
3	05G01-170	Elbow, 5/16" SS x 3/8" OD	\$	\$	\$
3	05G01-134	Elbow, 3/8" SS x 3/8" OD	\$	\$	\$

# John Guest SpeedFit Push-in Fittings



FOR USE WITH WATER



FOR USE WITH WATER



FOR USE WITH WATER



FOR USE WITH WATER OR CO<sub>2</sub>



FOR USE WITH WATER OR CO<sub>2</sub>



FOR USE WITH WATER OR CO<sub>2</sub>



OTHER JOHN GUEST FITTINGS AVAILABLE UPON REQUEST  
(Sold in factory package quantities only)

Ref.#	Catalog No.	Description	10+	5+	Each
1	05G01-102	Angled Stop Valve 3/8" C x 1/4" OD	\$	\$	\$
2	05G01-103	Angled Stop Valve 3/8" C x 3/8" OD	\$	\$	\$
3	05G01-104	Compression Adapter 3/8" C x 3/8" OD	\$	\$	\$
4	05G01-105	Angled Stop Valve 3/8" OD for All	\$	\$	\$

Ref.#	Catalog No.	Description	25+	10+	Each
5	05G01-148	Flare Adapter, 1/4" MFL x 1/4" OD	\$	\$	\$
5	05G01-109	Flare Adapter, 1/4" MFL x 3/8" OD	\$	\$	\$
5	05G01-107	Flare Adapter, 5/16" MFL x 5/16" OD	\$	\$	\$
5	05G01-106	Flare Adapter, 5/16" MFL x 3/8" OD	\$	\$	\$
5	05G01-108	Flare Adapter, 3/8" MFL x 3/8" OD	\$	\$	\$
5	05G01-171	Flare Adapter, 1/2" MFL x 3/8" OD	\$	\$	\$
5	05G01-147	Flare Adapter, 1/2" MFL x 1/2" OD	DISC	\$	\$
6	05G01-116	Pipe Adapter, 1/8" MPT x 1/4" OD	\$	\$	\$

# Brass Push-In Fittings



Swivel Male Pipe Elbow



Swivel Male Pipe Tee

Catalog No.	Description	25+	10+	Each
05B01-400	1/8" MPT x 1/4" O.D.	\$	\$	\$
05B01-401	1/4" MPT x 1/4" O.D.	\$	\$	\$
05B01-402	3/8" MPT x 3/8" O.D.	\$	\$	\$

Catalog No.	Description	25+	10+	Each
05B01-403	1/4" MPT x 1/4" O.D.	\$	\$	\$
05B01-404	3/8" MPT x 3/8" O.D.	\$	\$	\$
05B01-405	1/2" MPT x 1/2" O.D.	\$	\$	\$

1/4" O.D. fits 08H05-154 • 5/16" O.D. fits 08H05-247 • 3/8" O.D. fits 08H05-115 • 1/2" O.D. fits 08H05-116



# Poly Plastic Fittings

## Barbed Fittings

BARB SPLICER



BARB PLUG



MULTI-FIT

BARB ELBOW



BARB TEE



BARB REDUCER TEE



Ref.#	Catalog No.	Description	100+	50+	25+	Each
1	05G01-140	Splicer, 1/4" B x 1/4" B	\$	\$	\$	\$
1	05G01-143	Splicer, 1/4" B x 3/8" B	\$	\$	\$	\$
1	05G01-141	Splicer, 3/8" B x 3/8" B	\$	\$	\$	\$
1	05G01-144	Splicer, 1/2" B x 3/8" B	\$	\$	\$	\$
1	05G01-163	Splicer, 1/2" B x 1/2" B	\$	\$	\$	\$
1	05G01-161	Splicer, 5/8" B x 5/8" B	\$	\$	\$	\$
1	05G01-162	Splicer, 3/4" B x 3/4" B	\$	\$	\$	\$
1	05G01-142	Splicer, 1" B x 1" B	\$	\$	\$	\$
2	05G01-101	Plug, (fits 1/4", 3/8", & 1/2" tube)	\$	\$	\$	\$
3	05G01-145	Elbow, 1/4" B x 1/4" B	\$	\$	\$	\$
3	05G01-150	Elbow, 1/4" B x 3/8" B	\$	\$	\$	\$
3	05G01-146	Elbow, 3/8" B x 3/8" B	\$	\$	\$	\$
3	05G01-153	Elbow, 3/8" B x 1/2" B	\$	\$	\$	\$
3	05G01-166	Elbow, 1/2" B x 1/2" B	\$	\$	\$	\$

Ref.#	Catalog No.	Description	100+	50+	25+	Each
3	05G01-164	Elbow, 5/8" B x 5/8" B	\$	\$	\$	\$
3	05G01-165	Elbow, 3/4" B x 3/4" B	\$	\$	\$	\$
3	05G01-149	Elbow, 1" B x 1" B	\$	\$	\$	\$
4	05G01-174	Tee, 1/4" B (All)	\$	\$	\$	\$
4	05G01-180	Tee, 5/16" B (All)	\$	\$	\$	\$
4	05G01-181	Tee, 3/8" B (All)	\$	\$	\$	\$
4	05G01-169	Tee, 1/2" B (All)	\$	\$	\$	\$
4	05G01-167	Tee, 5/8" B (All)	\$	\$	\$	\$
4	05G01-168	Tee, 3/4" B (All)	\$	\$	\$	\$
4	05G01-182	Tee, 1" B (All)	\$	\$	\$	\$
5	05G01-184	Tee, 1/4" B x 1/4" B x 3/8" B	\$	\$	\$	\$
5	05G01-183	Tee, 3/8" B x 3/8" B x 1/4" B	\$	\$	\$	\$
5	05G01-186	Tee, 3/8" B x 3/8" B x 1/2" B	\$	\$	\$	\$
5	05G01-185	Tee, 1/2" B x 1/2" B x 3/8" B	\$	\$	\$	\$

## Pipe Thread Fittings

PIPE HOSE STEM



PIPE HOSE STEM ELBOW



PIPE UNION



PIPE BUSHING



PIPE PLUG



Ref.#	Catalog No.	Description	100+	50+	25+	Each
6	05G01-110	Stem, 1/4" MPT x 1/4" B	\$	\$	\$	\$
6	05G01-111	Stem, 1/4" MPT x 3/8" B	\$	\$	\$	\$
6	05G01-112	Stem, 3/8" MPT x 1/4" B	\$	\$	\$	\$
6	05G01-113	Stem, 3/8" MPT x 3/8" B	\$	\$	\$	\$
6	05G01-114	Stem, 3/8" MPT x 1/2" B	\$	\$	\$	\$
6	05G01-115	Stem, 1/2" MPT x 3/8" B	\$	\$	\$	\$
6	05G01-119	Stem, 1/2" MPT x 1/2" B	\$	\$	\$	\$
6	05G01-120	Stem, 3/4" MPT x 1/2" B	\$	\$	\$	\$
6	05G01-121	Stem, 3/4" MPT x 3/4" B	\$	\$	\$	\$
7	05G01-122	Elbow, 1/4" MPT x 1/4" B	\$	\$	\$	\$
7	05G01-123	Elbow, 1/4" MPT x 3/8" B	\$	\$	\$	\$
7	05G01-124	Elbow, 3/8" MPT x 1/4" B	\$	\$	\$	\$
7	05G01-126	Elbow, 3/8" MPT x 3/8" B	\$	\$	\$	\$
7	05G01-127	Elbow, 3/8" MPT x 1/2" B	\$	\$	\$	\$
7	05G01-128	Elbow, 1/2" MPT x 3/8" B	\$	\$	\$	\$
7	05G01-129	Elbow, 1/2" MPT x 1/2" B	\$	\$	\$	\$

Ref.#	Catalog No.	Description	100+	50+	25+	Each
7	05G01-130	Elbow, 3/4" MPT x 1/2" B	\$	\$	\$	\$
7	05G01-133	Elbow, 3/4" MPT x 3/4" B	\$	\$	\$	\$
8	05G01-175	Union, 1/4" MPT x 1/4" MPT	\$	\$	\$	\$
8	05G01-178	Union, 3/8" MPT x 1/4" MPT	\$	\$	\$	\$
8	05G01-176	Union, 3/8" MPT x 3/8" MPT	\$	\$	\$	\$
8	05G01-179	Union, 1/2" MPT x 3/8" MPT	\$	\$	\$	\$
8	05G01-177	Union, 1/2" MPT x 1/2" MPT	\$	\$	\$	\$
8	05G01-138	Union, 3/4" MPT x 3/4" MPT	\$	\$	\$	\$
9	05G01-187	Bushing, 3/8" MPT x 1/4" FPT	\$	\$	\$	\$
9	05G01-188	Bushing, 1/2" MPT x 3/8" FPT	\$	\$	\$	\$
9	05G01-189	Bushing, 3/4" MPT x 1/2" FPT	\$	\$	\$	\$
10	05G01-154	Hex Plug, 1/4" MPT	\$	\$	\$	\$
10	05G01-155	Hex Plug, 3/8" MPT	\$	\$	\$	\$
10	05G01-156	Hex Plug, 1/2" MPT	\$	\$	\$	\$
10	05G01-157	Hex Plug, 3/4" MPT	\$	\$	\$	\$

## Flare Thread Fittings



Ref.#	Catalog No.	Description	100+	50+	25+	Each
11	05C07-103	Union, 1/4" MFL x 1/4" MFL	\$	\$	\$	\$
11	04E04-205	Union, 1/4" MFL x 1/2"-16 MFL	\$	\$	\$	\$
11	04E04-207	Union, 1/2"-16 MFL	\$	\$	\$	\$

Ref.#	Catalog No.	Description	100+	50+	25+	Each
12	04E04-213	Elbow, 1/4" MFL x 1/4" MFL				\$
12	12C07-200	Elbow, 1/2"-16 MFL	\$	\$	\$	\$

# Plastic Pex Fittings

DESIGNED TO CONNECT TWO PIECES OF PEX PIPING TOGETHER

MANUFACTURED FROM ACUDEL RESIN, KNOWN FOR ITS TOUGHNESS, FLEXIBILITY, TENSIL STRENGTH, AND CHEMICAL RESISTANCE. SAFE FOR DRINKING WATER SYSTEMS.



- Polyphenylsulfone construction
- Lead-Free and corrosion proof
- Compatible with PEX pipe
- Meets UPC, IPC and cUPC requirements
- Maximum temperature rating 200°F
- Maximum working pressure 160 PSI
- Meets NSF 14, NSF/ANSI 61/Annex G ASTM F2159, F877 and CSA B 137.5



## Pex Clamps

Catalog No.	Size	500+	300+	100+	Each
05B04-146	3/8" Pex	\$	\$	\$	\$
05B04-104	1/2" Pex	\$	\$	\$	\$
05B04-103	3/4" Pex	\$	\$	\$	\$
05B04-105	1" Pex	\$	\$	\$	\$



## Pex Plugs

Catalog No.	Size	100+	50+	25+	Each
05B04-117	3/8" Pex	\$	\$	\$	\$
05B04-118	1/2" Pex	\$	\$	\$	\$
05B04-119	3/4" Pex	\$	\$	\$	\$
05B04-120	1" Pex	\$	\$	\$	\$

## Pex Splicers



Catalog No.	Size	100+	50+	25+	Each
05B04-131	3/8" Pex x 3/8" Pex	\$	\$	\$	\$
05B04-132	1/2" Pex x 1/2" Pex	\$	\$	\$	\$
05B04-133	3/4" Pex x 3/4" Pex	\$	\$	\$	\$
05B04-134	1" Pex x 1" Pex	\$	\$	\$	\$

## Pex Reducing Splicers



Catalog No.	Size	100+	50+	25+	Each
05B04-135	3/8" Pex x 1/2" Pex	\$	\$	\$	\$
05B04-136	1/2" Pex x 3/4" Pex	\$	\$	\$	\$
05B04-138	1/2" Pex x 1" Pex	\$	\$	\$	\$
05B04-137	3/4" Pex x 1" Pex	\$	\$	\$	\$

## Pex Elbows



Catalog No.	Size	100+	50+	25+	Each
05B04-139	3/8" Pex x 3/8" Pex	\$	\$	\$	\$
05B04-140	1/2" Pex x 1/2" Pex	\$	\$	\$	\$
05B04-102	3/4" Pex x 3/4" Pex	\$	\$	\$	\$
05B04-141	1" Pex x 1" Pex	\$	\$	\$	\$

## Pex Tees



Catalog No.	Size	100+	50+	25+	Each
05B04-113	3/8" Pex – All	\$	\$	\$	\$
05B04-114	1/2" Pex – All	\$	\$	\$	\$
05B04-115	3/4" Pex – All	\$	\$	\$	\$
05B04-116	1" Pex – All	\$	\$	\$	\$

Plastic Pex Fittings





# Plastic Pex Fittings

DESIGNED TO CONNECT TWO PIECES OF PEX PIPING TOGETHER

MANUFACTURED FROM ACUDEL RESIN, KNOWN FOR ITS TOUGHNESS, FLEXIBILITY, TENSIL STRENGTH, AND CHEMICAL RESISTANCE. SAFE FOR DRINKING WATER SYSTEMS.

- Polyphenylsulfone construction
- Lead-Free and corrosion proof
- Compatible with PEX pipe
- Meets UPC, IPC and cUPC requirements

- Maximum temperature rating 200°F
- Maximum working pressure 160 PSI
- Meets NSF 14, NSF/ANSI 61/Annex G ASTM F2159, F877 and CSA B 137.5



## Pex Reducing Elbow



Catalog No.	Size	100+	50+	25+	Each
05B04-142	1/2" Pex x 3/4" Pex	\$	\$	\$	\$

## Pex Elbow to Male Pipe Thread



Catalog No.	Size	100+	50+	25+	Each
05B04-143	1/2" Pex x 3/8" MPT	\$	\$	\$	\$
05B04-144	1/2" Pex x 1/2" MPT	\$	\$	\$	\$
05B04-145	3/4" Pex x 1/2" MPT	\$	\$	\$	\$
05B04-100	3/4" Pex x 3/4" MPT	\$	\$	\$	\$

## Pex To Male Pipe Thread




Catalog No.	Size	100+	50+	25+	Each
05B04-106	1/2" Pex x 1/2" MPT	\$	\$	\$	\$
05B04-107	1/2" Pex x 3/4" MPT	\$	\$	\$	\$
05B04-108	3/4" Pex x 1/2" MPT	\$	\$	\$	\$
05B04-101	3/4" Pex x 3/4" MPT	\$	\$	\$	\$
05B04-109	1" Pex x 1" MPT	\$	\$	\$	\$

## Pex Reducing Tees



Catalog No.	Size 1, 2, 3	100+	50+	25+	Each
05B04-122	1/2" Pex x 1/2" Pex x 3/4" Pex	\$	\$	\$	\$
05B04-123	3/4" Pex x 1/2" Pex x 1/2" Pex	\$	\$	\$	\$
05B04-124	3/4" Pex x 1/2" Pex x 3/4" Pex	\$	\$	\$	\$
05B04-125	3/4" Pex x 3/4" Pex x 1/2" Pex	\$	\$	\$	\$
05B04-126	3/4" Pex x 3/4" Pex x 1" Pex	\$	\$	\$	\$
05B04-127	1" Pex x 3/4" Pex x 3/4" Pex	\$	\$	\$	\$
05B04-128	1" Pex x 1" Pex x 1/2" Pex	\$	\$	\$	\$
05B04-129	1" Pex x 1" Pex x 3/4" Pex	\$	\$	\$	\$
05B04-130	1" Pex x 3/4" Pex x 1" Pex	\$	\$	\$	\$

## Pex Tee to Male Pipe Thread



Catalog No.	Size	100+	50+	25+	Each
05B04-121	1/2" Pex x 1/2" Pex x 1/2" MPT	\$	\$	\$	\$

## Pex to Female Pipe Thread



Catalog No.	Size	100+	50+	25+	Each
05B04-110	1/2" Pex x 1/2" FPT	\$	\$	\$	\$
05B04-111	3/4" Pex x 3/4" FPT	\$	\$	\$	\$
05B04-112	1" Pex x 1" FPT	\$	\$	\$	\$

Plastic Pex Fittings

# Colder Products® Quick Couplings



## APC Series ACETAL

1/4" NOMINAL FLOW • VACUUM TO 120 PSI • -40° TO 180°F



NOT COMPATIBLE WITH HFC, PLC OR LC SERIES

### STRAIGHT HOSE BARB (MALE CONNECTOR)



Catalog No.	Description	50+	25+	10+	Each
05P01-122	1/4" Barb (With Shutoff)	\$	\$	\$	\$
05P01-176	1/4" Barb (No Shutoff)	\$	\$	\$	\$
05P01-123	3/8" Barb (With Shutoff)	\$	\$	\$	\$
05P01-177	3/8" Barb (No Shutoff)	\$	\$	\$	\$

### STRAIGHT HOSE BARB (FEMALE CONNECTOR)



Catalog No.	Description	50+	25+	10+	Each
05P01-120	1/4" Barb (With Shutoff)	\$	\$	\$	\$
05P01-175	1/4" Barb (No Shutoff)	\$	\$	\$	\$
05P01-121	3/8" Barb (With Shutoff)	\$	\$	\$	\$
05P01-154	3/8" Barb (No Shutoff)	\$	\$	\$	\$

### ELBOW HOSE BARB (MALE CONNECTOR)



Catalog No.	Description	50+	25+	10+	Each
05P01-127	1/4" Barb (With Shutoff)	\$	\$	\$	\$
05P01-181	1/4" Barb (No Shutoff)	\$	\$	\$	\$
05P01-153	3/8" Barb (No Shutoff)	\$	\$	\$	\$

### MALE PIPE THREAD (FEMALE CONNECTOR)



Catalog No.	Description	50+	25+	10+	Each
05P01-179	1/4" MPT (With Shutoff)	\$	\$	\$	\$
05P01-178	1/4" MPT (No Shutoff)	\$	\$	\$	\$
05P01-180	3/8" MPT (With Shutoff)	\$	\$	\$	\$
05P01-182	3/8" MPT (No Shutoff)	\$	\$	\$	\$

### MALE PIPE THREAD (MALE CONNECTOR)



Catalog No.	Description	50+	25+	10+	Each
05P01-104	1/4" MPT (With Shutoff)	\$	\$	\$	\$
05P01-103	1/4" MPT (No Shutoff)	\$	\$	\$	\$
05P01-105	3/8" MPT (No Shutoff)	\$	\$	\$	\$

### FEMALE FLARE THREAD (FEMALE CONNECTOR)



Catalog No.	Description	50+	25+	10+	Each
05P01-131	1/4" FFL (No Shutoff)	\$	\$	\$	\$

APC SERIES Replacement O-Ring 15E02-102 100+ \$ 50+ \$ Each \$

Additional price breaks available on most items. Login to your website account or contact your sales representative for pricing.

Quick Couplings - Colder Products®



## HFC35 Series POLYSULFONE

3/8" NOMINAL FLOW • VACUUM TO 125 PSI • -40° TO 280°F



NOT COMPATIBLE WITH APC, PLC OR LC SERIES

### STRAIGHT HOSE BARB (MALE CONNECTOR)



Catalog No.	Description	50+	25+	10+	Each
05P01-168	3/8" Barb (With Shutoff)	\$	\$	\$	\$
05P01-166	3/8" Barb (No Shutoff)	\$	\$	\$	\$
05P01-152	1/2" Barb (With Shutoff)	\$	\$	\$	\$
05P01-170	1/2" Barb (No Shutoff)	\$	\$	\$	\$

### STRAIGHT HOSE BARB (FEMALE CONNECTOR)



Catalog No.	Description	50+	25+	10+	Each
05P01-167	3/8" Barb (With Shutoff)	\$	\$	\$	\$
05P01-151	1/2" Barb (With Shutoff)	\$	\$	\$	\$
05P01-169	1/2" Barb (No Shutoff)	\$	\$	\$	\$

### MALE PIPE THREAD (MALE CONNECTOR)



Catalog No.	Description	50+	25+	10+	Each
05P01-160	3/8" MPT (With Shutoff)	\$	\$	\$	\$
05P01-164	1/2" MPT (With Shutoff)	\$	\$	\$	\$
05P01-162	1/2" MPT (No Shutoff)	-	-	-	\$

### MALE PIPE THREAD (FEMALE CONNECTOR)



Catalog No.	Description	50+	25+	10+	Each
05P01-161	1/2" MPT (No Shutoff)	DISCONTINUED			\$

HFC35 SERIES Replacement O-Ring 05P01-100 100+ \$¢ 50+ \$¢ Each \$¢



Denver 800-525-2484



WARNING  
CANCER AND REPRODUCTIVE HARM-  
WWW.P65WARNINGS.CA.GOV

Prices subject to change without notice

# Colder Products® Quick Couplings



## LC Series CHROME PLATED BRASS

1/4" NOMINAL FLOW • VACUUM TO 250 PSI • -40° TO 180°F



COMPATIBLE WITH THE PLC SERIES

### STRAIGHT HOSE BARB (FEMALE CONNECTOR)

Catalog No.	Description	50+	25+	10+	Each
04P01-110	1/4" Barb (With Shutoff)	\$	\$	\$	\$
04P01-138	1/4" Barb (No Shutoff)	\$	\$	\$	\$
04P01-111	3/8" Barb (With Shutoff)	\$	\$	\$	\$
04P01-139	3/8" Barb (No Shutoff)	\$	\$	\$	\$



### STRAIGHT HOSE BARB (MALE CONNECTOR)

Catalog No.	Description	50+	25+	10+	Each
04P01-112	1/4" Barb (With Shutoff)	\$	\$	\$	\$
04P01-106	1/4" Barb (No Shutoff)	\$	\$	\$	\$
04P01-113	3/8" Barb (With Shutoff)	\$	\$	\$	\$
04P01-130	3/8" Barb (No Shutoff)	\$	\$	\$	\$



### MALE PIPE THREAD (FEMALE CONNECTOR)

Catalog No.	Description	50+	25+	10+	Each
04P01-133	1/4" MPT (With Shutoff)	\$	\$	\$	\$
04P01-116	1/4" MPT (No Shutoff)	\$	\$	\$	\$
04P01-135	3/8" MPT (With Shutoff)	\$	\$	\$	\$
04P01-134	3/8" MPT (No Shutoff)	\$	\$	\$	\$



### ELBOW HOSE BARB (MALE CONNECTOR)

Catalog No.	Description	50+	25+	10+	Each
04P01-109	1/4" Barb (With Shutoff)	\$	\$	\$	\$
04P01-117	3/8" Barb (With Shutoff)	\$	\$	\$	\$



### PANEL MOUNT HOSE BARB (FEMALE CONNECTOR)

Catalog No.	Description	50+	25+	10+	Each
04P01-108	1/4" Barb (With Shutoff)	\$	\$	\$	\$
04P01-137	3/8" Barb (With Shutoff)	\$	\$	\$	\$
04P01-136	3/8" Barb (No Shutoff)	\$	\$	\$	\$



### PIPE THREAD (MALE CONNECTOR)

Catalog No.	Description	50+	25+	10+	Each
04P01-114	1/4" MPT (With Shutoff)	\$	\$	\$	\$
04P01-118	1/4" MPT (No Shutoff)	\$	\$	\$	\$
04P01-120	1/4" FPT (With Shutoff)	\$	\$	\$	\$
04P01-119	1/4" FPT (No Shutoff)	<b>DISCONTINUED</b>			\$
04P01-122	3/8" MPT (With Shutoff)	\$	\$	\$	\$
04P01-121	3/8" MPT (No Shutoff)	\$	\$	\$	\$



### LC AND PLC SERIES Replacement O-Ring

15E02-102 100+ \$  
50+ \$ Each \$



### PANEL MOUNT HOSE BARB (MALE CONNECTOR)

Catalog No.	Description	50+	25+	10+	Each
04P01-127	1/4" Barb (With Shutoff)	\$	\$	\$	\$



Additional price breaks available on most items. Login to your website account or contact your sales representative for pricing.



## PLC Series ACETAL

1/4" NOMINAL FLOW • VACUUM TO 120 PSI • -40° TO 180°F



COMPATIBLE WITH LC SERIES

### IN-LINE HOSE BARB (FEMALE CONNECTOR)

Catalog No.	Description	50+	25+	10+	Each
05P01-156	1/4" Barb (With Shutoff)	\$	\$	\$	\$
05P01-190	3/8" Barb (With Shutoff)	\$	\$	\$	\$



### IN-LINE HOSE BARB (MALE CONNECTOR)

Catalog No.	Description	50+	25+	10+	Each
05P01-155	1/4" Barb (With Shutoff)	\$	\$	\$	\$
05P01-185	1/4" Barb (No Shutoff)	\$	\$	\$	\$
05P01-183	3/8" Barb (With Shutoff)	\$	\$	\$	\$
05P01-184	3/8" B (No Shutoff)	\$	\$	\$	\$



### MALE PIPE THREAD (FEMALE CONNECTOR)

Catalog No.	Description	50+	25+	10+	Each
05P01-188	1/4" MPT (No Shutoff)	\$	\$	\$	\$
05P01-189	3/8" MPT (No Shutoff)	<b>DISCONTINUED</b>			\$



### MALE PIPE THREAD (MALE CONNECTOR)

Catalog No.	Description	50+	25+	10+	Each
05P01-191	1/4" MPT (With Shutoff)	\$	\$	\$	\$
05P01-186	1/4" MPT (No Shutoff)	\$	\$	\$	\$
05P01-187	3/8" MPT (No Shutoff)	\$	\$	\$	\$



## Universal Compressors



REPLACES ALL MAJOR BRANDS • ULTRA-QUIET OPERATION • DROP-IN REPLACEMENTS FOR POPULAR MODELS  
 LOW "SILHOUETTE" ALLOWING EASY INSTALLATION • DURABLE AND DEPENDABLE CONSTRUCTION • 115 VOLT



**19E11-110  
 IN STOCK**

OTHER  
 COMPRESSORS  
 NOT LISTED ALSO  
 AVAILABLE

**NON-STOCK  
 COMPRESSORS  
 SHIP FROM FACTORY  
 IN NORCROSS, GA**



**A FULL RANGE OF COMPRESSORS ARE AVAILABLE  
 FOR A WIDE VARIETY OF APPLICATIONS**

**WHY STOCK DOZENS OF COMPRESSORS WHEN A FEW WILL DO THE JOB?**

TO ORDER: Match H.P. and BTU rating ± 10%. (A little low on HP & BTU is better than too much)

Compressors

### Embraco

### R12 Compressors

Catalog No.	Mfg. No	HP	BTU	Temp.	Torque	HBP/LBP	Pallet/80 Not Boxed	Pallet/15 Boxed	6+	3+	Each
19E11-138	FF10BK	1/4	913/3244	Low	Normal	HBP/LBP	\$	\$	-	-	\$
19E11-100	FF112BX	1/3	1350/4150	Low	High	HBP/LBP	\$	\$	-	-	\$

### Aspera

### R134A Compressors

Catalog No.	Mfg. No	HP	BTU	Temp.	Torque	HBP/LBP	Pallet/14 Not Boxed	Pallet/11 Boxed	6+	3+	Each
19E11-142	B6170Z	1/4	3206	High	Normal	HBP	\$	-	-	-	\$
19E11-112	T6213Z	1/2	5892	High	High	HBP	-	\$	-	-	\$

### Embraco

### R134A Compressors

Catalog No.	Mfg. No	HP	BTU	Temp.	Torque	HBP/LBP	Pallet/80 Not Boxed	Pallet/15 Boxed	6+	3+	Each
19E11-145	FF10HBK	1/4+	840/3530	Low	Normal	HBP/LBP	\$	\$	-	-	\$
19E11-146	FF10HBX	1/4+	840/3530	Lo/Med/Hi	High	HBP/LBP	\$	\$	-	-	\$
19E11-110	FF112HBX	1/3	1170/4300	Lo/Med/Hi	High	HBP/LBP	\$	\$	\$	\$	\$





# Universal Condenser Fan Motors

FOR BEVERAGE COOLERS, WATER COOLERS, ICE MAKERS, VENDING MACHINES, REFRIGERATORS, FREEZERS & MORE

- Versatile mounts for multiple applications
- Designed for quiet continuous operation
- Cast iron frame, 22" 18 gauge twin leads
- Works for 2 or 4 flange mounting



1/4" – 20 Threaded shaft • 4 pole, 115V 60/50hz

SEE PAGE 153 FOR SQUARE FAN MOTORS

## Aluminum Fan Blades for Fan Motors

Catalog No.	Diameter	Each
19R02-110	7"	\$
19R02-111	8"	\$
19R02-113	10"	\$



Catalog No.	Watts	24+	12+	6+	Each
19R02-102	6	\$	\$	\$	\$
19R02-103	9	\$	\$	\$	\$

Additional price breaks available on most items. Login to your website account or contact your sales representative for pricing.

# Agitator Motors FOR ALL MODEL ICE BANK COOLING UNITS

INCLUDES

11pc #8-36 mounting screws

BEFORE BUYING, CHECK FOR:

- Rotation & watts (stamped into face-plate)
- Shaft length & blade mount
- All fan blades are sold separately



MOTOR DIMENSIONS:  
3-25/32" Diameter  
3-9/64" Wide

Catalog No.	Rotates	Output	Shaft Length	Volts	4+	2+	Each
19Q06-106	CCW	15w	5"	115	DISCONTINUED	\$	\$
19Q06-108	CCW	15w	7"	115	\$	\$	\$

FLATTED

Uses Pin	Each
19E03-101	\$
19E03-102	\$
19E03-102	\$
19E03-102	\$

Catalog No.	Rotates	Output	Shaft Length	Volts	4+	2+	Each
19Q06-101	CW	15w	8.5"	115	\$	\$	\$
19Q06-104	CCW	15w	7"	115	\$	\$	\$
*19Q06-107	CCW	25w	7"	115	\$	\$	\$
*19Q06-114	CCW	25w	7"	230	\$	\$	\$

PIN HOLE

Catalog No.	Description	Each
19Q06-112	Washer	\$
19Q06-110	Nut	\$

Catalog No.	Rotates	Output	Shaft Length	Volts	4+	2+	Each
**19Q06-103	CCW	15w	5"	115	DISCONTINUED	\$	\$
**19Q06-105	CCW	15w	7"	115	\$	\$	\$

THREADED

\* MULTIPLEX

\*\* CORNELIUS

## Replacement Blades

Ref.#	Catalog No.	Fits Shaft	Each
1	19A01-201	Flatted	\$
2	19C07-107	Pin Hole	\$
3	19Q06-111	Threaded	\$
4	19Q06-109	All	\$



AGITATOR SHAFT SLINGER

# Universal Fan Motor

MULTI-PURPOSE

- For condenser & evaporator use
- Blade is 4" diameter
- 120V / .5A / 60Hz reversible motor




Catalog No.	Description	6+	3+	Each
19T05-102	Fan Motor/Blade	\$	\$	\$
17F09-142	Mounting Bracket	\$	\$	\$

# Submersible Agitator Pumps



Pump rated: 115 / 50 Watts  
Flow rate: 340 GPH @ 1'  
Max lift: 12.2'  
6' power cord



Catalog No.	GPH	Outlet	Each
09B04-108	210	1/4" NPT	\$
09B04-105	325	1/4" NPT	\$

## Portable Cold Controls

CREATE KEGERATORS & FERMENTATION CHAMBERS • WORKS WITH REFRIGERATORS OR FREEZERS



### Digital Cold & Heat Control

**SIMPLE TO USE:**  
Plug into wall and place sensor into refrigerator/freezer, plug refrigerator/freezer into cold control and adjust temp.

- FEATURES:**
- Range: -40°F to +212°F
  - Differential: Adj. 1° to 30°F
  - 3-Button touch-pad
  - Gas-filled sensor on a 8' flexible cable



19W09-102

6+ \$\$\$ 3+ \$\$ Ea. \$\$



### Mechanical Cold Control

**SIMPLE TO USE:**  
Plug into wall and place sensor into refrigerator/freezer, plug refrigerator/freezer into cold control and adjust temp.

- FEATURES:**
- Range: +20°F to +80°F
  - Differential: 4°F
  - Rotary dial adjustment
  - Gas-filled sensor on a 6' capillary tube
  - 6' Power cord



19W09-100

6+ \$\$\$ 3+ \$\$ Ea. \$\$

## Cold Control for Beverage-Air® Units

GENUINE OEM REPLACEMENT PART



Robertshaw

19B02-116

12+ \$\$\$

6+ \$\$ 3+ \$\$ Ea. \$\$

- Replacement for most Beverage-Air units
- Robertshaw #502-290B
- Temp range 11.4° to 50.6° F
- 27" capillary tube with sensor

Cold Controls

### Ice Bank Control



RANCO #018-100

- Replacement for several Manitowoc Ice/drink dispensers and ice machines
- 76" capillary tube with bulb sensor

19S05-101

6+ \$\$\$ 3+ \$\$ Ea. \$\$

### Ice Bank Control



RANCO #1860074001

- Replacement for several IMI Cornelius Ice/drink dispensers and ice machines
- 72" capillary tube with bulb sensor

19S05-133

6+ \$\$\$ 3+ \$\$ Ea. \$\$

### Universal Cold Control

RANCO #A30-2210



- Range: +30° to +43°F
- Differential: 8°F
- Full load rating: 20 amp at 120/240 VAC
- Includes: face plate
- 48" capillary/tube sensor

19S05-124

6+ \$\$\$ 3+ \$\$ Ea. \$\$



### Universal Cold Control

RANCO #A30-261



- Range: +32° to +61°F
- Differential: 6°F
- Full load rating: 20 amp at 120/240 VAC
- Includes: various mounting/install hardware
- 84" capillary/tube sensor

19S05-110

6+ \$\$\$ 3+ \$\$ Ea. \$\$



## Aluminum Condensate Drain

Removes condensation from refrigeration equipment, vending machines, reach in coolers and more.

- Cast aluminum
- 38 oz. capacity
- Evaporation rate 8 oz./hour
- 120V / 160 Watt



10" L x 4" W x 2 7/8" H

19H07-105

4+ \$\$\$ 2+ \$ Ea. \$



## Condensate Removal Pump

Use on beverage dispensers, ice machines drinking fountains, water coolers and more.

MODEL CB171UL



- 17' maximum lift / 120 gph @ 1' lift
- Thermal overload protection
- Dual float design increases reliability
- Patented air cooling for longer life
- Fully automatic with safety switch
- 3/8" B or 1/4" MPT discharge tube w/check valve
- 6' 3-prong power supply cord
- 2 quart capacity tank
- 115V/60Hz
- 1 year limited warranty
- 6-1/4"H x 5"W x 11-1/8"L



19B04-100

4+ \$\$\$ 2+ \$\$ Ea. \$\$

## Digital Wey-Tek™ Charging Scale

Wey-Tek™ features

- Durable cast aluminum weighing platform
- Measures in lbs./ozs., kgs or decimal lbs.
- Large LCD for easy viewing, even in direct sunlight
- Auto shut-off after 30 min. conserves battery
- High-accuracy load cell won't drift
- Automatic and manual zeroing (taring)
- Hard plastic carrying case included
- 2 year replacement warranty



19A11-101 \$\$\$

## Starter/Relay THE BIG RELAY

For all compressors rate 1/12 to 1/2 hp

- Prevents low voltage starting problems
- Provides added boost for hard start or unbalanced systems



RSC SERIES

19S02-103

3+ \$\$\$ Ea. \$\$



## Test/Charge Manifold

INCLUDES VACUUM & CHARGING HOSES 3' SET

- R-22/R-404A/R-134A
- Color coded gauge boots
- Durable unit brass manifold with metal handles
- Quick action valve 1/2 turn open/close
- Lifetime warranty on manifold



20R08-101 Ea. \$\$\$

## Blowout Kit with 6' Hose

Attaches directly to CO2 cylinder. Blows dirt out of refrigeration condensers in seconds. Stops premature failure of refrigeration condensers.

CAUTION: TURN ON CO2 SLOWLY!



Catalog No.	Description	25+	10+	Each
02D03-141	Blowout Hose 6'	\$	\$	\$
04E04-391	Fitting only	\$	-	\$

Additional price breaks available on most items. Login to your website account or contact your sales representative for pricing.

## Fin Comb Set

Straighten and clean evaporator and condenser fins with these tough, durable nylon combs.

- Color coded for easy identification
- Includes 6 heads and 1 handle
- For 8 through 14 fins per inch.

19R06-140 Ea. \$\$\$



## Leak Detector

IRIDESCENT LIQUID

- Clings to area where applied.
  - Iridescence helps pinpoint slightest leak.
  - For use with compressed gases.
- 8 fl. oz./ case of 24

Catalog No.	24+	12+	Each
19R06-118	\$	\$	\$




## Ice Machine Cleaner

NICKEL SAFE

- Concentrated formula, low foaming
- Environmentally friendly
- Low odor
- 16 oz. / case of 6

NEW NON-HAZARDOUS FORMULA



16 OZ BOTTLE			
Catalog No.	12+	6+	Each
20G05-128	\$	\$	\$
1 GALLON JUG			
Catalog No.	12+	8+	4+
20G05-129	\$	\$	\$

## Evaporator/Condenser/Coil/Fin Cleaner

SELF RINSING • FAST ACTING • FOAMING ACTION

- Penetrating and foaming action float away soils and grease
  - Evaporator coils need no rinsing if applied in place to a functioning unit that produces moisture
  - It is only necessary to rinse units that have been removed for repairs or do not produce moisture during operation
- 15 oz. / case of 12



Catalog No.	12+	6+	Each
20D08-216	\$	\$	\$






## Refrigeration Access Valves



Ref.#	Catalog No.	Description	12+	6+	Each
1	19R06-132	1/4" OD Tube x 1/4" MFL	\$	\$	\$
2	19R06-104	1/4" OD Tube x 1/4" MFL	\$	\$	\$

Ref.#	Catalog No.	Description	12+	6+	Each
2	19R06-106	3/8" OD Tube x 1/4" MFL	\$	\$	\$
3	19R06-114	Univ. 1/4, 5/16, 3/8" x 1/4" MFL	\$	\$	\$




### Copper Tubing

Designed specifically for water lines. Economy priced. Flexible and easy to work. .024 Wall. Priced per 50' Coil.

Catalog No.	O.D. Size	20+	10+	5+	Each
05D05-101	1/4"	<b>PRICES CHANGE REGULARLY</b>			
05D05-102	3/8"	<b>CALL FOR CURRENT PRICES</b>			
05D05-110	1/2"				

### Copper Filter Driers



- 100% molecular sieve
- Hermetically sealed
- Copper shells and end tubes
- High capacity
- Easy break-off grooved ends

Ref.#	Catalog No.	Capacity in Tons	10+	5+	Each
1	19R06-121	1/3 to 1/2 Ton	\$	\$	\$
2	19R06-120	1/2 to 3/4 Ton	\$	\$	\$

Additional price breaks available on most items. Login to your website account or contact your sales representative for pricing.

## Thermometers



20K04-109

### DIGITAL POCKET THERMOMETER

- Easy-to-read LCD display
- On/off button, with auto power off
- Temp range -40° to 300°F
- 1.0% over full scale accuracy

24+ \$\$ 12+ \$\$ Each \$\$



20K04-107

### DIGITAL POCKET THERMOMETER

- Easy-to-read LCD display
- On/off button, with auto power off
- Temp range -58° to 300°F
- +/- 2% accuracy

24+ \$\$ 12+ \$\$ Each \$\$



20K04-105

20K04-103

**HOT DRINKS 0° TO 220° F**

**COLD DRINKS -40° TO 160° F**

24+ \$\$ 12+ \$\$ Ea. \$

24+ \$\$ 12+ \$\$ Ea. \$\$

Miscellaneous Refrigeration Products







## T-Handle Cylinder Locks

THE INDUSTRY'S FINEST – ROCK SOLID SECURITY

Fits most T-Handles on the market

- Flat faced locking mechanism resists drilling, picking and prying
- Built to order only—with highly secure and registered combinations
- Quality construction for accurate fit, durability and dependability



**KEY**  
CHOICE OF ELEVEN  
IDENTIFICATION COLORS

SHIPS DIRECTLY FROM MANUFACTURER

Catalog No.	Description	25+	10+	Each
17N04-134	Lock	\$	\$	\$
17N04-140	Key	\$	\$	\$

## Combination Lock RESETABLE COMBINATION



## Brass Padlocks - 4140

KEYED ALIKE - SOLD IN 12PC MULTIPLES

- 10,000 combinations
- Hardened stainless steel shackle
- Reset combination any time you need
- 2" width, 1" shackle clearance



17N07-101

Ea. \$\$

### Product Features

- 1-1/2" (38mm) wide brass body provides resistance to the elements
- 13/16" shackle clearance
- Hardened steel shackle provides excellent cut resistance
- Non-rekeyable, 4-pin tumbler cylinder provides excellent pick resistance



RANDOM  
KEY PATTERN  
FOR EVERY  
ORDER UNLESS  
A CODE  
(STAMPED ON KEY)  
IS PROVIDED



SOLD IN  
12PC MULTIPLES

17N08-107 Ea. \$\$

Additional price breaks available on most items. Login to your website account or contact your sales representative for pricing.

## Eddy Products Heat Gun

PROFESSIONAL GRADE - INDUSTRIAL QUALITY

### MARK IV

- Temperature range 500-750° F
- 3 position switch (COLD / HOT / OFF)
- 27 CFM air volume at 3300 FPM velocity
- Long-life heat element
- 115V, 12 amp, 1440 watt
- Weighs under 3 lbs.

INCLUDES  
ADJUSTABLE  
HANDS-FREE  
STAND

20T08-121 Ea. \$\$



## Cleaning Cards

### Card Reader

keeps reader functioning properly. Improves overall performance. Saves time and money.



### Dollar Bill

Cleans, lubricates and protects all gaming, amusement and vending machines.



Catalog No.	Description	100+	50+	25+	Each
19H08-103	Dollar Bill	\$	\$	\$	\$
19H08-104	Card Reader	\$	\$	\$	\$

## Pocket Multi-Tester

MEASURES AC & DC VOLTS, DC MILLIAMPS, OHMS

### FEATURES

16 MEASURING RANGES

- AC VOLTS: 0-10, 50, 250, 500
- Measures line and control voltage.
- DC VOLTS: 0-10, 50, 250, 500
- DC MILLIAMPS: 0-250
- OHMS: 0-200K



20R09-196 \$\$



## "Brute" Appliance Hand Trucks

WITH V-BELT STAIR CLIMBERS & EASY-ROLL RETRACTABLE REAR WHEELS

Move up to 1600 lbs. with ease • Ideal for large vending machines



**DUAL BELTS  
WITH OFFSET  
ARM TIGHTENER**



- 10" Mold-on rear wheels
- 5" Mold-on front wheels
- 2 pc. 14' length straps
- 24" W x 72" H or 78" H

**72" WEIGHS 105 LBS.  
78" WEIGHS 111 LBS.**

### AVAILABLE OPTIONS

72" or 78" Height  
4" or 8" Top Plate  
Safety Brake  
Red or Blue color



Catalog No.	Height	Safety Brake	Toe Plate	Color	Each
14M06-103	72"	No	4"	Blue	\$
14M06-106	72"	No	4"	Red	\$
14M06-144	72"	No	8"	Blue	\$
14M06-120	72"	Yes	4"	Blue	\$
14M06-137	72"	Yes	4"	Red	\$
14M06-104	78"	No	4"	Blue	\$
14M06-147	78"	No	8"	Red	\$
14M06-121	78"	Yes	4"	Blue	\$
14M06-123	78"	Yes	4"	Red	\$
14M06-141	78"	Yes	8"	Blue	\$

### Replacement Parts

Catalog No.	Description	Each
14M06-112	5" Mold-On Front Wheel	\$
14M06-132	Ball Bearing 5/8" (fits 14M06-112)	\$
14M06-113	10" Mold-On Rear Wheel	\$
14M06-133	Ball Bearing 1" (fits 14M06-113)	\$
14M06-114	Stair Climber Assy (1 pc)	\$
14M06-115	Rubber Bumper Strip (per ft.)	\$
14M06-117	14' Replacement Strap	\$
14M06-200	Axle (fits 5" Wheel)	\$
14M06-201	Yoke (for wheel release)	\$
14M06-202	Offset Handle	\$
14M06-122	Rubber Bumper 2" wide (per ft.)	\$

## "Brawny Brute" Appliance Hand Trucks

WITH V-BELT STAIR CLIMBERS. EASY-ROLL RETRACTABLE REAR WHEELS & A SAFETY BRAKE

Move up to 1600 lbs. with ease • Ideal for large vending machines

Visit: [www.foxxequipment.com](http://www.foxxequipment.com) for photos of replacement parts



**OVER-THE-TOP  
WITH OFFSET  
ARM TIGHTENER**



- 10" Mold-on rear wheels
- 5" Mold-on front wheels
- Safety brake
- 24" W x 72" H or 78" H

**72" WEIGHS 105 LBS.  
78" WEIGHS 111 LBS.**

### AVAILABLE OPTIONS

72" or 78" Height  
4" or 8" Top Plate  
Red or Blue color



Catalog No.	Height	Safety Brake	Toe Plate	Color	Each
14M06-101	72"	Yes	4"	Blue	\$
14M06-102	72"	Yes	4"	Red	\$
14M06-145	72"	Yes	8"	Blue	\$
14M06-134	78"	Yes	4"	Blue	\$
14M06-139	78"	Yes	8"	Blue	\$
14M06-146	78"	Yes	8"	Red	\$

### Replacement Parts

Catalog No.	Description	Each
14M06-112	5" Mold-On Front Wheel	\$
14M06-132	Ball Bearing 5/8" (fits 14M06-112)	\$
14M06-113	10" Mold-On Rear Wheel	\$
14M06-133	Ball Bearing 1" (fits 14M06-113)	\$
14M06-114	Stair Climber Assy (1 pc)	\$
14M06-115	Rubber Bumper Strip (per ft.)	\$
14M06-116	L-Arm and Replacement Strap	\$
14M06-129	Rubber Bumper (fits L-Arm)	\$
14M06-200	Axle (fits 5" Wheel)	\$
14M06-201	Yoke (for wheel release)	\$
14M06-203	Offset Handle	\$
14M06-122	Rubber Bumper 2" wide (per ft.)	\$



## "Big Wheel" Appliance Truck



**700 LB. CAPACITY**  
**WITH LABOR SAVING STAIR CLIMBERS**

- 8-1/2" solid rubber tires.
  - Offset handle belt tightener
  - 4" nose plate
  - 58-1/4" H x 23" W
- WEIGHS 58 LBS.



14M06-143 **\$ \$**

## Combo Keg/Hand Truck



**700 LB. CAPACITY**

**WORKS WITH 1/2, 1/4, 1/6 BARREL STRAIGHT SIDE KEGS**

- 10"x 2.75" semi-pneumatic tires.
  - Hook rotates sideways for hand truck use.
  - 8" deep nose plate
  - 48" H x 19-3/4" W
- WEIGHS 42 LBS.



*Movable hook locks onto keg*



14W06-100 **\$ \$**

Additional price breaks available on most items. Login to your website account or contact your sales representative for pricing.



## Dual Appliance Trucks

**MANUAL CRANK LIFT SYSTEM**

**MEDIUM DUTY – 1,320 LB. CAPACITY**

- 12" lift height
- All metal construction
- 23" W x 32" H
- 6" mold-on poly wheels
- Ratcheting straps
- Shipping weight: 72 lbs.

14W06-126  
**\$ \$**



## Dual Appliance Trucks

**HYDRAULIC LIFT SYSTEM**

**HEAVY DUTY – 3,950 LB. CAPACITY**

- 10" lift height
- All metal construction
- 26.5" W x 42" H
- 6" mold-on poly wheels
- Ratcheting straps
- Shipping weight: 195 lbs.

14W06-125  
**\$ \$**



Hand Trucks (Appliance)





# Dutro Cylinder Trucks

## Single Swing-Out 800 LB. CAPACITY

- Step-latch releases tilt support
- Gravity lock secures for easy transport
- 8" mold-on rubber wheels
- 3" swivel casters
- 42" H x 22-1/2" W
- 35" H on tilt

WEIGHS 34 LBS.

14M06-118 **\$\$**



## Dual Kick-Off 540 LB. CAPACITY

- Easily unload cylinders with foot controlled kick plate system
- 10" pneumatic wheels with precision bearings
- 48-1/2" H x 23" W

WEIGHS 48 LBS.

14M06-119 **\$\$**



Additional price breaks available on most items. Login to your website account or contact your sales representative for pricing.

# WESCO® 2-in-1 Hand Trucks

DURABLE, LIGHTWEIGHT ALUMINUM FRAME & NOSEPLATE

## Spartan Jr. Aluminum



500 LB. CAPACITY (2 wheel)  
1,000 LB. CAPACITY (4 wheel)

- 10" pneumatic wheels
- 5" swivel casters
- 52" H (12" x 38" frame bed)

WEIGHS 38 LBS.

14W06-123 **\$\$**

## Spartan Sr. Aluminum



500 LB. CAPACITY (2 wheel)  
1,000 LB. CAPACITY (4 wheel)

- 10" pneumatic wheels
- 5" swivel casters
- 61-1/2" H (12" x 51" frame bed)

WEIGHS 41 LBS.

14W06-124 **\$\$**

## Economy Green Line Steel



300 LB. CAPACITY (2 wheel)  
400 LB. CAPACITY (4 wheel)

- 8" semi-pneumatic wheels
- 3" swivel casters
- 48" H (13" x 36" frame bed)

WEIGHS 37 LBS.

14W06-104 **\$\$**

## Aluminum Hand Truck

# WESCO® COBRA-LITE

600 LB. CAPACITY

- 8" mold-on rubber wheels
- Continuous bent-back handle
- All aluminum heavy-duty construction
- 49" H x 18" W

WEIGHS 20 LBS.

14W06-109 **\$\$**



## "Big Wheel" Hand Truck

# Dutro COMPANY

700 LB. CAPACITY

- 8" easy-roll ball bearing wheels with semi-pneumatic tires
- Open nose plate with beveled edge
- Stair climbers with flatted surface helps prevent damage
- 55" H x 17-1/2" W

WEIGHS 35 LBS.

14M06-111 **\$\$**





### Winch Unit



**500 LB. CAPACITY**

- 20" x 20" platform
- 54" lift height
- Auto-Brake
- Casters with wheel locks
- 70-1/2" H x 20" W

WEIGHS 103 LBS.

14W06-101 **\$\$**



### Pallet Truck



**5,500 LB. CAPACITY**

- 8" nylon steering wheels with 3" load wheels
- Adjustable fork connecting rods
- Reinforced 7" wide forks
- 3 year pump warranty
- 3" lowered fork height / 8" raised fork height

WEIGHS 200 LBS.

14W06-120 is 21" FORK WIDTH  
14W06-121 is 27" FORK WIDTH

**\$\$** DROP SHIP ONLY



### 6-Wheel Stocking Cart



**1,400 LB. CAPACITY**

- Two 8" mold-on rubber wheels
- Four 5" non-marking casters
- 1" diameter tube construction
- 54" L x 18" W x 40" H

WEIGHS 69 LBS.

14M06-142 **\$\$**



### Superlite Folding Truck



**175 LB. CAPACITY**

- Aluminum/plastic construction
- Elastic cord to secure load
- 7" rubber non-marking wheels
- 42" H x 19" W x 12" Nose plate
- Compacted size  
29-1/2" H x 19" W x 2" D

WEIGHS 8-1/2 LBS.

14W06-111 **\$\$**



Additional price breaks available on most items. Login to your website account or contact your sales representative for pricing.

### Heavy-Duty Curb Ramp

PORTABLE RAMP ALLOWS FOR EASY MOVEMENT OVER CURBS


#### FEATURES

- Capacity: 600 lb.
- Weight: 7 lbs.
- Built-in carry handle
- 23.5" L x 21.5" W x 6" H

14W06-112

4+ **\$\$**

2+ **\$\$** Ea. **\$\$**



### Universal Replacement Wheels

①



②



③



④



⑤



Ref. #	Catalog No.	Wheel Dimension	Wheel Type	Axle Diameter /Type	Hub Length	4+	2+	Each
1	14M06-112	5" x 2"	Mold-on Rubber – Aluminum Core	5/8" Ball Bearing	2" offset	\$	\$	\$
2	14M06-127	8" x 1-5/8"	Mold-on Rubber – Aluminum Core	5/8" Ball Bearing	2" centered	\$	\$	\$
3	14M06-113	10" x 2-1/2"	Mold-on Rubber – Aluminum Core	1" Ball Bearing	2-7/8" centered	\$	\$	\$
4	14M06-125	10" x 2-3/4"	Semi-pneumatic – Plastic Core	5/8" Ball Bearing	2-1/4" offset	\$	\$	\$
5	14M06-126	3.50/4.10.4	Full-pneumatic – Metal Core	5/8" Ball Bearing	2-1/4" offset	\$	\$	\$





## Cobra and Alligator Pliers

QUALITY TOOLS FOR THE PROFESSIONAL




①

18 POSITION  
1.5" CAPACITY

②

25 POSITION  
2" CAPACITY

SELF-LOCKING  
ON ALL SHAPES OF  
PIPE AND NUTS



③

9 POSITION  
2" CAPACITY

④

9 POSITION  
2.75" CAPACITY



### COBRA PLIERS

Easy push button adjustment with fine adjustment



### ALLIGATOR PLIERS

Non-slip adjustment now with 30% more capacity

- Tungsten vanadium steel forgings for exceptional strength, durability and light weight
- Patented parallel jaw design works well on round, hex and square shaped workpieces
- Thin profile allows better access in confined areas

Ref.#	Catalog No.	Description	6+	3+	Each
1	20G08-149	7" Cobra	\$	\$	\$
2	20G08-148	10" Cobra	\$	\$	\$
3	20G08-150	10" Alligator	\$	\$	\$
4	20G08-151	12" Alligator	\$	\$	\$

Additional price breaks available on most items. Login to your website account or contact your sales representative for pricing.



## High Quality Pliers and Handtools

PRODUCING PROFESSIONAL GRADE HAND TOOLS FOR OVER 75 YEARS



The quality remains long after the price paid is forgotten



①

THIN TIPS  
FIT WHERE  
MOST WON'T

6" THIN NOSE  
LOBSTER CLAW PLIER



②

INCLUDES  
WIRE  
CUTTERS

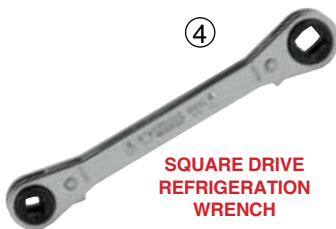
6" STANDARD  
LOBSTER CLAW PLIER



③

INCLUDES  
WIRE  
CUTTERS

10" STANDARD  
LOBSTER CLAW PLIER



④

SQUARE DRIVE  
REFRIGERATION  
WRENCH


3/8", 5/16", 1/4", 3/16"  
SQ. DR. RATCHET WRENCH



⑤

JAW OPENS  
TO  
2-1/8"

10" SMOOTH JAW  
ANGLE-NOSE PLIER



⑥

JAW OPENS  
TO  
2-1/8"

11" ANGLE NOSE  
SLIP-JOINT PLIER

Ref.#	Catalog No.	Description	6+	3+	Each
1	20R09-203	6" Thin Nose Plier	\$	\$	\$
2	20R09-206	6" Standard Plier	\$	\$	\$
3	20R09-207	10" Standard Plier	\$	\$	\$

Ref.#	Catalog No.	Description	6+	3+	Each
4	20R06-116	Sq. Dr. Ratchet Wrench	\$	\$	\$
5	20R09-208	10" Smooth Jaw Plier	\$	\$	\$
6	20R09-204	11" Angle Nose Plier	\$	\$	\$



Denver 800-525-2484



**WARNING**  
CANCER AND REPRODUCTIVE HARM-  
WWW.P65WARNINGS.CA.GOV

Prices subject to change without notice

# Professional Grade Hand Tools

HIGH QUALITY TOOLS FOR THE SERVICE PROFESSIONAL

**CHAN NEL LOCK**



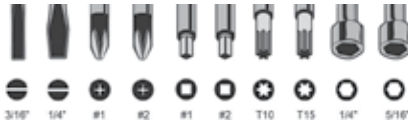
ALSO  
CRIMPS AND CUTS  
SMALL BOLTS

**WIRE STRIPPER/CUTTER**  
10 to 20 GAUGE WIRE

Catalog No.	6+	3+	Each
20R09-292	\$	\$	\$



ASSEMBLED  
IN  
AMERICA



**10-IN-ONE SCREWDRIVER/NUT DRIVER**  
SLOTTED, PHILLIPS, SQUARE, TORX, HEX

Catalog No.	6+	3+	Each
20M04-208	\$	\$	\$

**Eklind**

S.A.E.  
12 PC  
1/16" TO 5/16"



MADE IN USA



METRIC  
9 PC  
1.5 TO 10

**BALL/HEX "L" WRENCH SETS**  
TURNS 360° UP TO A 35° ANGLE

Type	Catalog No.	6+	3+	Each
S.A.E.	20M04-203	\$	\$	\$
Metric	20M04-205	\$	\$	\$

**CHAN NEL LOCK**



LONG LASTING  
SUPERIOR  
CUTTING EDGE

**6" DIAGONAL CUTTER**  
CUTS SOFT OR HARD WIRES

Catalog No.	6+	3+	Each
20R09-301	\$	\$	\$

**CHAN NEL LOCK**



CROSSHATCH  
TEETH PATTERN  
PROVIDES RELIABLE GRIP

**6" NEEDLE NOSE PLIER**  
WITH SIDE WIRE CUTTER

Catalog No.	6+	3+	Each
20R09-294	\$	\$	\$

**CRESCENT**



SUPERIOR QUALITY  
PROVIDES RELIABLE GRIP

**PRECISION ADJUSTABLE WRENCH**  
8" OR 10" MODEL

Type	Catalog No.	6+	3+	Each
8"	20R09-291	\$	\$	\$
10"	20R09-289	\$	\$	\$



INDUSTRIAL  
QUALITY



MADE IN USA

**MIDGET TUBING CUTTER**  
3/16" to 15/16" DIAMETERS

Catalog No.	6+	3+	Each
20M04-204	\$	\$	\$

**GENERAL**



INDUSTRIAL  
QUALITY  
NO-SLIP GRIP

**FLARING TOOL**  
3/16", 1/4", 5/16", 3/8", 1/2", 5/8"

Catalog No.	6+	3+	Each
20M04-201	-	-	\$

**RIDGID**



PROVIDES  
EASY, ACCURATE  
BENDS IN COPPER,  
STEEL & STAINLESS  
UP TO 180°

**TUBING BENDER**  
BENDS 3/8" DIAMETER TUBING

Catalog No.	6+	3+	Each
20R09-300	-	-	\$





## IRWIN VISE-GRIP Pinch-off Tool

- Instantly pinches off rubber hose, tubing, copper
- Shut down only the part of the system that needs repair
- Stays locked and leaves hands free



20R09-120

10+ \$\$ 5+ \$ Ea. \$

## Professional Grade O-Ring Tool Kit

MADE OF SOLID BRASS

Four distinctly different ends to aid in the installation and extraction of O-rings.



20S04-100

10+ \$\$ 5+ \$ Ea. \$



## 6 in 1 Screwdriver

Tough, industrial strength bits and heavy duty handle

USE AS:

- 1/4" or 5/16" nutdriver
- 2 size Phillips
- 2 size flathead



## 5" Mini Pocket Screwdrivers

Available in Phillips or Flathead

BUY A  
SET OF BOTH  
AND SAVE!

WITH  
POCKET CLIP AND  
MAGNETIC TIP



Catalog No.	Description	24+	12+	6+	Each
20E06-103	6 in 1 Screwdriver	\$	\$	\$	\$
20E06-104	Replacement Bit Set	\$	\$	\$	\$

Catalog No.	Description	12+	6+	Each
20S08-101	Phillips Mini Screwdriver	\$	\$	\$
20S08-102	Flathead Mini Screwdriver	\$	\$	\$
20S08-103	Set Mini Screwdriver	\$	\$	\$

Tools (General Hand)

## Industrial Cobalt Drill Bit Set



**DEWALT** 14 pc

FOR STAINLESS & HEAVY STEEL  
**4X** LONGER LIFE WHEN DRILLING STAINLESS STEEL VS. BLACK OXIDE BITS FOR METAL

INCLUDES:  
2 x 1/16", 5/64", 3/32", 7/64",  
2 x 1/8", 9/64", 5/32", 3/16",  
7/32", 1/4", 5/16", 3/8"

20P11-116 3+ \$\$ Ea. \$\$

## Eddy Products Heat Gun

PROFESSIONAL GRADE • RUGGED PERFORMANCE

MARK IV

- Temp range 500-750° F
- 3 position switch (off-cold-hot)
- 27 CFM air volume at 3300 FPM velocity
- Long-life heat element
- 115V, 12 amp, 1440 watt
- Includes hands-free stand
- Weighs under 3 lbs.



20T08-121 3+ \$\$ Ea. \$\$



## Professional Grade Hole-Saws and Arbors

DESIGNED FOR MULTI APPLICATIONS INCLUDING STAINLESS STEEL

FEATURES RIP GUARD™, THE STRONGEST TOOTH FORM IN THE INDUSTRY

Catalog No.	Description	3+	Each
20P11-101	Hole Saw, 7/8" diameter	\$	\$
20P11-100	Hole Saw, 1" diameter	\$	\$
20P11-108	Arbor for above items	\$	\$
20P11-109	Arbor for below items	\$	\$
20P11-102	Hole Saw, 1-1/2" diameter	\$	\$
20P11-103	Hole Saw, 2-1/8" diameter	\$	\$
20P11-104	Hole Saw, 3-1/8" diameter	\$	\$
20P11-105	Hole Saw, 4-1/8" diameter	\$	\$





## Keg Washing/Filling Head



304 S/S

DESIGNED FOR WASHING & FILLING SANKE KEGS

07D03-100

6+ **\$\$**  
3+ **\$\$\$** Ea. **\$\$\$**

## Test Coupler – American Sanke

USED TO TEST KEG PRESSURE AND BEER TEMPERATURE



②

304 S/S

①  
HEX NUT FAUCET

①  
WING NUT FAUCET



Ref.	Catalog No.	Description	25+	10+	Each
1	18D03-122	Flex Faucet 4' length (Hex nut)	\$	\$	\$
1	18D03-120	Flex Faucet 4' length (wing nut)	\$	\$	\$
2	04B03-136	Cap & Washer (Stainless Steel)	\$	\$	\$
Ref.	Catalog No.	Description	4+	2+	Each
3	20G09-104	Test Coupler	-	-	\$

## Beer Carbonation Tester



PROVIDES THE CARBONATION LEVELS IN BEER

USE WHEN SETTING UP A NEW SYSTEM OR TROUBLE SHOOTING AN EXISTING SYSTEM

- High impact plastic canister
- Heavy duty metal cap
- Chrome plated brass quick disconnects/shutoff valves
- Rubber gauge boot protector
- 4.5 oz. capacity canister



20E09-120

**\$\$**

COMPLETE WITH HOSE FITTINGS AND CARRY CASE

Testing Equipment and Beer Wrenches

Additional price breaks available on most items. Login to your website account or contact your sales representative for pricing.

## Sanke Keg Tap Pressure Tester

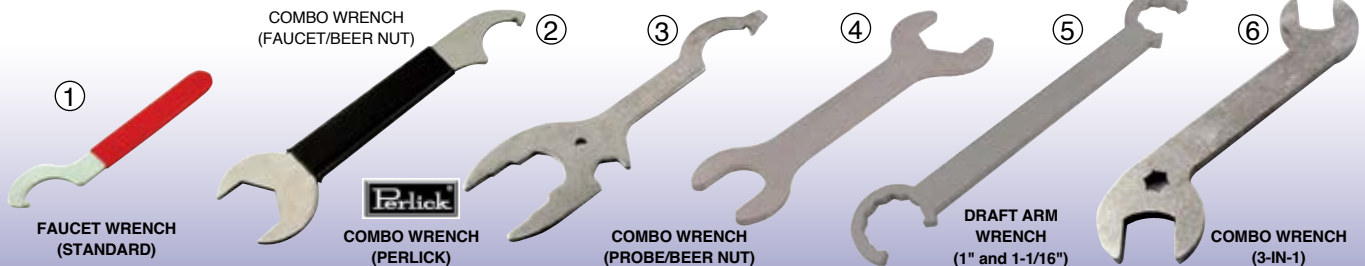
20D03-103

6+ **\$\$** 3+ **\$\$\$** Ea. **\$\$\$**



WITH LIQUID-FILLED GAUGE

## Assorted Beer Wrenches



①

FAUCET WRENCH (STANDARD)

COMBO WRENCH (FAUCET/BEER NUT)

②

COMBO WRENCH (PERLICK)

③

COMBO WRENCH (PROBE/BEER NUT)

④

DRAFT ARM WRENCH (1" and 1-1/16")

⑤

⑥

COMBO WRENCH (3-IN-1)

Ref. #	Catalog No.	Description	25+	10+	Each
1	20B03-125	Faucet Wrench (Standard)	\$	\$	\$
2	20E07-100	Combo (Faucet/Beer Nut)	\$	\$	\$
Ref. #	Catalog No.	Description	6+	3+	Each
3	12G09-160	Combo Wrench (Perlick)	\$	\$	\$

Ref. #	Catalog No.	Description	6+	3+	Each
4	20K09-119	Combo (Probe/Beer Nut)	\$	\$	\$
5	20N07-100	Draft Arm Wrench	\$	\$	\$
6	20A03-129	Combo Wrench (3-in-1)	\$	\$	\$

# Flambeau® Storage Systems

EXTREMELY DURABLE – BUILT TO LAST AND LAST AND LAST...

MOLDED FROM RUGGED COPOLYMER RESINS • DENT AND RUST PROOF • ODOR AND OIL RESISTANT

## WITH SEE-THROUGH LIDS

1-SIDED CASE



**13 COMPARTMENTS**  
Non-adjustable  
11" L x 6-1/2" W x 1-3/4" H

**14Q05-104**  
\$\$

1-SIDED CASE



**9–24 COMPARTMENTS**  
Adjustable  
15" L x 11" W x 2-1/2" H

**14Q05-105**  
\$\$

2-SIDED CASE



**18–48 COMPARTMENTS**  
Adjustable  
15" L x 11" W x 5" H

**14Q05-110**  
\$\$

## PLUS TOOL STORAGE

CANTILEVER TRAYS



**36 COMPARTMENTS**  
Non-adjustable  
18-1/2" L x 10-3/4" W x 10-3/8" H

**14Q05-113**  
\$\$

Additional price breaks available on most items. Login to your website account or contact your sales representative for pricing.

## Metal Parts Box

9 ADJUSTABLE DIVIDERS



13-1/2" L x 9-1/2" W x 2" H  
**06G08-153** \$\$

## Metal Slide Rack

HOLDS 4 METAL PARTS BOXES



15-1/4" L x 11-3/4" W x 11-1/4" H  
**06G08-158** \$\$

Storage Systems and Glass Washers

## Glass Washers & Replacement Brushes



- Toughest machine in the industry
- 8' power cord
- No special pumping required
- 10 year limited warranty



Ref. #	Catalog No.	Description	4+	2+	Each
1	14P09-120	5 Brush Glasswasher	\$	\$	\$
2	14P09-121	6" Brush	\$	\$	\$
3	14P09-125	6-3/4" Brush	\$	\$	\$
4	14P09-126	7-1/2" Brush	\$	\$	\$
5	14P09-122	8-1/2" Brush	\$	\$	\$
6	14P09-123	Coffee Decanter Brush	\$	\$	\$
7	20P09-101	LoSuds Soap, 1 gal.	\$	-	\$
8	20D08-201	Foxx LoFoam Soap, 1 gal.	\$	-	\$

## 3 Brush Manual Glass Washer

### 6-3/4" TALL BRUSHES

- Nylon bristles never collapse
- Compact and handy
- Positive suction base holds in place
- Sanitary and easy to maintain



Catalog No.	6+	3+	Each
14P09-117	\$	\$	\$



# Re-Circulating Line Cleaning Pump

## MEDIUM DUTY DESIGNED FOR RUNS under 300\*\*

Self priming duplex diaphragm pump may be run dry indefinitely without damage.  
Internal re-circulating by-pass protects system from excess pressure.

- 0.5 amp
- 115V / 60Hz
- 14 1/2"L x 7"W x 6 3/4"H
- Weighs 16 lbs.



19M03-100 **Call for Pricing**

## HEAVY DUTY DESIGNED FOR RUNS OF 300' AND OVER\*

Direct drive, positive displacement pump gives constant flow through longer lines.  
Units have a pulsation action, adding a "scrubbing" motion which improves overall cleaning.  
Internal by-pass allows volume control by operator. **POWER CORD NOT INCLUDED**

### WITHOUT GAUGE



### WITH GAUGE



- 5.3 amp
- 115V / 60Hz
- 1/3 HP motor
- S/S Procon pump
- 12"L x 8"W x 7"H
- Weighs 30 lbs.



19M03-101 **Call for Pricing**


19M03-102 **Call for Pricing**

**MAXIMUM RUN LENGTH DEPENDS GREATLY UPON TOTAL AMOUNT OF COMBINED LINE RESTRICTION – CONTACT SALES FOR MORE DETAILS**

## MEDIUM DUTY DESIGNED FOR RUNS UNDER 100\*\*

Heavy-duty motor and Procon pump with 5' length lines.

- 6.3 amp
- 115V / 60Hz
- 1/3 HP motor
- 5' length lines
- 11"L x 8"W x 7"H
- Weighs 21 lbs.



09D03-156 **\$\$**

## MEDIUM DUTY DESIGNED FOR RUNS UNDER 100\*\*

Self priming diaphragm pump may be run dry without damage.

- 0.70 amp
- 115V / 60Hz
- 1.4 GPM
- 60 PSI
- 6' length lines
- Weighs 7 lbs.



09D03-157 **\$\$**



## Stainless Steel or Plastic Cleaning Cans

ORDER CLEANING CAN AND VALVES SEPARATELY AND FOXX WILL INSTALL BEFORE SHIPPING

REPLACEMENT PARTS STOCKED—CONTACT YOUR SALES REPRESENTATIVE FOR PRICING



20U07-100  
\$  
1-HEAD  
5 LITER



20C08-111  
\$  
4-HEAD  
11 LITER



20C08-117  
\$  
4-HEAD  
15 LITER



20C07-102  
\$  
1-HEAD  
18 LITER



20C07-103  
\$  
4-HEAD  
18 LITER

## Stainless Steel Cleaning Can Valves

ORDER CLEANING CAN AND VALVES SEPARATELY AND FOXX WILL INSTALL BEFORE SHIPPING



20C08-112  
\$  
"D" SYSTEM  
Anheuser-Busch  
Coors / Miller



20C08-113  
\$  
"S" SYSTEM  
Beck's  
Newcastle



20C08-115  
\$  
"A" SYSTEM  
Paulaner  
Warsteiner



20C08-116  
\$  
"U" SYSTEM  
Guinness  
Harp



20C08-114  
\$  
"G" SYSTEM  
Boddington  
Anchor Steam



20C08-110  
\$  
"M" SYSTEM  
Schneider  
Einbecker



20K07-100  
\$  
"K" SYSTEM  
Adapter for  
KeyKeg

SCREWS INTO THE "D" SYSTEM VALVE

Additional price breaks available on most items. Login to your website account or contact your sales representative for pricing.



## Heavy-Duty Clean-In-Place Adapters

SIMPLIFIES LINE CLEANING • EASY TO INSTALL • HIGHLY DURABLE



Choose the desired adapters and simply install in any walk-in cooler. Once in place, you will be able to quickly and easily clean any line as desired (multiple lines may be cleaned at the same time). Disconnect the coupler from the keg(s) and attach to the appropriate adapters(s), engage cleaning pump and fill lines with solution and clean lines. Flush lines with clean water until cleaning agent is gone and reattach the coupler(s) to the keg(s).

\$ \$ Ea.

CONNECT IN A SERIES AS MANY ADAPTERS AS DESIRED

CONNECT TO ANY LINE CLEANING PUMP, POWER SANITIZER OR CLEANING CAN



INLETS / OUTLETS REQUIRE 3/8" MPT FITTINGS

20T07-100  
"M" SYSTEM  
Schneider  
Einbecker

20T07-101  
"G" SYSTEM  
Boddington  
Anchor Steam

20T07-102  
"U" SYSTEM  
Guinness  
Harp

20T07-103  
"A" SYSTEM  
Paulaner  
Warsteiner

20T07-104  
"S" SYSTEM  
Beck's  
Newcastle

20T07-105  
"D" SYSTEM  
Anheuser-Busch  
Coors / Miller



Denver 800-525-2484



WARNING  
CANCER AND REPRODUCTIVE HARM  
WWW.P65WARNINGS.CA.GOV

Prices subject to change without notice

Cleaning Cans and Clean-in-Place Adapters



# Sanke Line Cleaning Accessories

SERIES FLUSHER - WITH BALL LIFTER  
(STAINLESS STEEL)



Catalog No.	6+	3+	Each
20C08-108	\$	\$	\$

SERIES FLUSHER - NO BALL LIFTER  
(PLASTIC)



Catalog No.	6+	3+	Each
20C08-104	\$	\$	\$

1' JUMPER LINE - CONNECTS SHANKS IN A SERIES (PLATED BRASS FITTINGS)



Catalog No.	6+	3+	Each
20D03-100	\$	\$	\$

CAP & WASHER - CAP OFF UNUSED CONNECTIONS  
(304 STAINLESS STEEL)



Catalog No.	25+	10+	Each
04B03-136	\$	\$	\$

SINGLE OR SERIES FLUSHER - WITH BALL LIFTER  
(PLATED BRASS)



Catalog No.	6+	3+	Each
20G09-103	\$	\$	\$

SINGLE OR SERIES FLUSHER - NO BALL LIFTER  
(PLATED BRASS)



Catalog No.	6+	3+	Each
20G09-100	\$	\$	\$

CLEANING ADAPTER - 5/16" B X FAUCET THREAD  
(PLATED BRASS)



Catalog No.	6+	3+	Each
20B03-139	\$	\$	\$

CLEANING ADAPTER - 5/16" B X FAUCET THREAD  
(304 STAINLESS STEEL)



Catalog No.	6+	3+	Each
20B03-150	\$	\$	\$

DUAL FLUSHER - WITH BALL LIFTERS  
(PLATED BRASS)



Catalog No.	6+	3+	Each
20K09-110	\$	\$	\$

DUAL FLUSHER - WITH BALL LIFTERS  
(PLATED BRASS)



Catalog No.	6+	3+	Each
20G09-101	\$	\$	\$

DUAL FLUSHER - WITH BALL LIFTERS  
(304 STAINLESS STEEL)



Catalog No.	6+	3+	Each
20K01-112	\$	\$	\$

DUAL FLUSHER - WITH BALL LIFTERS  
HAS 1 SIDE FOR "U" SYSTEMS (304 STAINLESS STEEL)



Catalog No.	6+	3+	Each
20K01-111	\$	\$	\$

DUAL FLUSHER - WITH BALL LIFTERS  
(PLATED BRASS)



Catalog No.	6+	3+	Each
20S07-110	DISCONTINUED		\$

6-WAY CLEANING MANIFOLD  
(STAINLESS STEEL)



Catalog No.	6+	3+	Each
20C08-105	\$	\$	\$

8-WAY CLEANING MANIFOLD  
(STAINLESS STEEL)



Catalog No.	6+	3+	Each
20C08-106	\$	\$	\$

Line Cleaning Accessories

**100% AMERICAN  
OWNED AND MANUFACTURED**



APPROVED BY  
ALL MAJOR U.S. BREWERIES

**MEET THE STRONGEST LINE CLEANER IN THE USA**



**FREE  
FREIGHT\***  
ON PALLET

**BEER LINE CLEANER - 32 oz.**

**CHOICE OF BLUE TRACELINE INDICATOR OR CLEAR**

- Removes hop resins, yeast residue, sugar build-up, bacteria, proteins, and mold
- Proven to be the most efficient beer line cleaner on the market
- Liquid line cleaner mixes easily with water
- Blue tracer dye identifies that beer lines are being cleaned

Catalog No.	Description	48+	24+	12+	Each
20A11-101	Beer Line Cleaner, 32 oz. (Clear)	\$	\$	\$	\$
20A11-103	Beer Line Cleaner, 32 oz. (Blue)	\$	\$	\$	\$

**FREE FREIGHT\* & \$ ea. ON PALLET SHIPMENTS OF 52 CASES - 12/CS MIXED**



**FREE  
FREIGHT\***  
ON PALLET

**ACID LINE CLEANER - 32 oz.**

**CHOICE OF RED TRACELINE INDICATOR OR CLEAR**

- Removes hard water salts and calcium build-up
- Proven to be the most efficient acid cleaner on the market
- Necessary every two months for proper beer line maintenance
- Resists corrosion in stainless steel tanks

Catalog No.	Description	48+	24+	12+	Each
20A11-102	Acid Line Cleaner, 32 oz. (Clear)	\$	\$	\$	\$
20A11-104	Acid Line Cleaner, 32 oz. (Red)	\$	\$	\$	\$

**FREE FREIGHT\* ON PALLET SHIPMENTS OF 4 DRUMS - CAN MIX PRODUCT**



**BEER LINE CLEANER - 55 gallon**

**AS LOW AS \$ QUART - WHEN 4 DRUMS PURCHASED**

Catalog No.	Description	4+	2+	Each
20A11-105	Beer Line Cleaner, 55 gallon (Clear)	\$	\$	\$
20A11-107	Beer Line Cleaner, 55 gallon (Blue)	\$	\$	\$

**ACID LINE CLEANER - 55 gallon**

**AS LOW AS \$ QUART - WHEN 4 DRUMS PURCHASED**

Catalog No.	Description	4+	2+	Each
20A11-106	Acid Line Cleaner, 55 gallon (Clear)	\$	\$	\$
20A11-108	Acid Line Cleaner, 55 gallon (Red)	\$	\$	\$

Chemicals (Draftec®)





# VANTAGE SYNERGY PRODUCTS

## THE SAFE & EFFICIENT WAY TO CLEAN LINES

NON-HAZARDOUS • NON-TOXIC • SAFE TO HANDLE AND USE • EFFECTIVE FOR ALL TYPES OF BEVERAGES

CAN MIX ALL PRODUCTS TOGETHER - SAVES TIME AND IMPROVES CLEANING



TRIPLE ZERO  
RATING MEANS  
**NO HAZMAT  
SHIPPING FEES**



**55 GALLON  
DRUMS**  
ALSO AVAILABLE  
CALL FOR INFO.



CAN REDUCE  
OR ELIMINATE  
**INJURY  
LIABILITY**



REMOVES  
ORGANIC MATERIALS

REMOVES  
MINERAL DEPOSITS

REMOVES  
ODORS & BIOFILMS

ALKALINE REPLACEMENT  
**20G05-150**

ACID REPLACEMENT  
**20G05-151**

BOOSTER PLUS  
**20G05-152**

### INDIVIDUAL BOTTLE 32 oz.

Catalog No.	Description	48+	24+	12+	Each
20G05-150	Biomass Remover (32 oz.)	\$	\$	\$	\$
20G05-151	Demineralizer (32 oz.)	\$	\$	\$	\$
20G05-152	Accelerator (32 oz.)	\$	\$	\$	\$

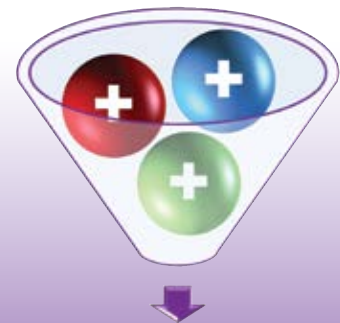
### TRIPLE PACK (1 CASE OF 12 EACH - ALL THREE PRODUCTS) 32 OZ.

Catalog No.	Description	4+	3+	2+	Each
20G05-250	Triple Pack (1 case ea. 12/cs)	\$	\$	\$	\$
12 ea. 20G05-150, 12 ea. 20G05-151, 12 Ea. 20G05-152		= \$ ea.	= \$ ea.	= \$ ea.	= \$ ea.

### PALLET LOAD (660 TOTAL BOTTLES - MIX AND MATCH BY THE CASE) 12/CS

Mix the three different product types  
by 12/cs to reach 55 cases  
(660 bottles)

**\$ ea.** (\$ - Pallet)  
**BEST BUY**



BLENDED PRODUCT  
PRODUCES A STRONG LINE  
CLEANER THAT ATTACKS ALL  
ASPECTS OF LINE CLEANING  
IN JUST ONE EASY STEP

Chemicals (National Chemicals, Inc.)





# Line Cleaning Chemicals- National Chemicals, Inc.-New Costs

## BLC Line Cleaner - An alkaline compound (MILD STRENGTH)

IDEAL FOR DIRECT DRAW SYSTEMS, TAP BOXES OR ANY SYSTEM USING SHORT RUNS



2 SIZES AVAILABLE



NITRATE-FREE FORMULA  
LOW IN PHOSPHATES  
USE 2 OZ. PER GALLON OF WATER

Catalog No.	Size	100+	50+	25+	Each
20G05-119	4 oz.	\$	\$	\$	\$
Catalog No.	Size	48+	24+	12+	Each
20G05-102	32 oz.	\$	\$	\$	\$
Catalog No.	Size	Pallet / 55 Cases of 32 oz. (12/cs)			
20G05-202	32 oz.	*\$ <b>BEST BUY</b>			

\*PALLET ORDERS SHIP DIRECT FROM THE MANUFACTURER IN MINNESOTA

## SNR Powdered Line Cleaner - An alkaline compound (MILD STRENGTH)

IDEAL FOR DIRECT DRAW SYSTEMS, TAP BOXES OR ANY SYSTEM USING SHORT RUNS



2 SIZES AVAILABLE



NO NEED TO FLUSH WITH WATER  
CONTAINS A RINSE INDICATOR DYE  
USE 2 OZ. PER GALLON OF WATER

Catalog No.	Size	16+	8+	4+	Each
20G05-100	5 lb.	\$	\$	\$	\$
Catalog No.	Size	8+	4+	2+	Each
20G05-101	40 lb.	\$	\$	\$	\$
Catalog No.	Size	Pallet / 27 Pails of 40 lb. Pails			
20G05-201	40 lb.	*\$ <b>BEST BUY</b>			

\*PALLET ORDERS SHIP DIRECT FROM THE MANUFACTURER IN MINNESOTA

## PENETRATE Line Cleaner - An alkaline compound (STRONG STRENGTH)

IDEAL FOR LONG DRAW SYSTEMS, COOLED, NEGLECTED OR OLDER SYSTEMS



1 SIZE AVAILABLE



NITRATE-FREE FORMULA  
LOW IN PHOSPHATES  
USE 1 OZ. PER GALLON OF WATER

Catalog No.	Size	48+	24+	12+	Each
20G05-110	32 oz.	\$	\$	\$	\$
Catalog No.	Size	Pallet / 55 Cases of 32 oz. (12/cs)			
20G05-210	32 oz.	*\$ <b>BEST BUY</b>			

\*PALLET ORDERS SHIP DIRECT FROM THE MANUFACTURER IN MINNESOTA

## DAC Line Cleaner - A twin alkaline compound (STRONGEST STRENGTH)

IDEAL FOR VERY LONG DRAW SYSTEMS, COOLED, NEGLECTED OR OLDER SYSTEMS



1 SIZE AVAILABLE



NITRATE-FREE FORMULA  
LOW IN PHOSPHATES  
USE 1 OZ. PER GALLON OF WATER

Catalog No.	Size	48+	24+	12+	Each
20G05-109	32 oz.	\$	\$	\$	\$
Catalog No.	Size	Pallet / 55 Cases of 32 oz. (12/cs)			
20G05-209	32 oz.	*\$ <b>BEST BUY</b>			

\*PALLET ORDERS SHIP DIRECT FROM THE MANUFACTURER IN MINNESOTA

Chemicals (National Chemicals, Inc.)







# Miscellaneous Chemicals- National Chemicals, Inc.

## ALLKLEAR - Rinse Indicator Dye Tablets

AllKlear is a rinse indicator additive that lets you know when your line cleaning work has been safely completed. Certified food-safe. Works in any acid or alkaline cleaner.

Catalog No.	Qty	4+	2+	Each
20G05-126	50 Tablets	\$	\$	\$
Catalog No.	Qty	4+	2+	Each
20G05-127	200 Tablets.	\$	\$	\$



## ALC Line Cleaner - An Acid Compound

Acid-based beer line cleaner removes calcium oxalate buildup that alkaline beer line cleaners leave behind. Use ALC Post Wash on your import and specialty draft lines to give your customers a better tasting beer.

Catalog No.	Size	48+	24+	12+	Each
20G05-112	32 oz.	\$	\$	\$	\$



## LFD - First Tank Detergent

A low foaming liquid detergent for use with electric brushes or automatic glass washers. Concentrated liquid cuts through grease and lipstick, and rinses clean to give you a beer-ready glass. Use in cold, warm or hot water.

FOR AUTOMATIC DISHWASHERS

Catalog No.	Size	48+	24+	12+	Each
20G05-107	32 oz.	\$	\$	\$	\$



## TDC - First Tank Detergent

Concentrated liquid detergent cuts through grease and lipstick. TDC detergents have built-in water conditioning chemicals and rinse clean to prevent spotting on glassware and dishes.

FOR HAND WASHING OR MANUAL GLASS WASHERS

Catalog No.	Size	48+	24+	12+	Each
20G05-104	32 oz.	\$	\$	\$	\$



## BTF - Iodophor Last Tank Sanitizer

Odorless and tasteless. Kills bacteria. Commercial strength.

Catalog No.	Size		
20G05-103	32 oz.		
48+	24+	12+	Each
\$	\$	\$	\$



## BTF - Chlor-Tab Last Tank Sanitizer

Odorless and tasteless. Leaves no residue. 1 tablet per bar sink.

Catalog No.	Qty.		
20G05-139	100 Tablets		
48+	24+	12+	Each
\$	\$	\$	\$



## BTF - Chloromelamine Last Tank Sanitizer

Odorless and tasteless. Kills bacteria. Commercial strength.

Catalog No.	Size		
20G05-106	16.75 oz.		
48+	24+	12+	Each
\$	\$	\$	\$



## DBC - Mineral and Lime Solvent

Concentrated cleaner for removing lime and alkali build-up, soap scum and surface rust from hard surfaces. Safe to use on glass, aluminum, chrome, stainless steel, nickel, baked-on enamel, vinyl and tile surfaces.

Catalog No.	Size	48+	24+	12+	Each
20G05-140	32 oz.	\$	\$	\$	\$



## CPC - Coffee Pot Cleaner

Odorless formula quickly removes coffee and tea odors and soils from brewers, airpots and vending equipment. Use on glass, stainless or HDPE lined airpots, coffee pots, urns or cups. Also clean reservoirs and vending machine lines. Not for use on interior brewing chamber or aluminum surfaces.

Catalog No.	Size	48+	24+	12+	Each
20G05-121	16 oz.	\$	\$	\$	\$



## CRAFT MEISTER - Growler Cleaning Tablets

Fast-acting tablet fits easily through the narrow neck to clean growlers—no brushes or agitation needed! Fill growler with warm water, add 1 tablet and watch as soils break down in just minutes.

Catalog No.	Qty	4+	2+	Each
20G05-143	150 Tablets.	\$	\$	\$



## CRAFT MEISTER - Oxygen Brewery Wash

Don't waste time soaking and scrubbing! Craft Meister Oxygen Brewery Wash removes soils in just minutes with little agitation needed. Rinses clean with no residue left behind. Easily removes labels from bottles.

Catalog No.	Size	24+	12+	6+	Each
20G05-135	1 lb.	\$	\$	\$	\$
Catalog No.	Size	4+	2+	Each	
20G05-138	40 lb. Pail	\$	\$	\$	



Chemicals (National Chemicals, Inc.)

# FIVE STAR

## PRODUCTS FOR MASTER BREWERS, HOME BREWERS & GENERAL LINE CLEANING

### P.B.W. – Powdered Brewery Wash NON-CAUSTIC ALKALINE CLEANER – FOR EQUIPMENT AND LINE CLEANING



Non-hazardous, non-corrosive and safe to handle  
 Removes proteins, soils, baked-on carbon and fatty acids  
 Effective at all temperatures • Free rinsing • Excellent hard water resistance

Catalog No.	Size	24+	12+	6+	Each
20G06-110	1 lb.	\$	\$	\$	\$
Catalog No.	Size	24+	12+	6+	Each
20G06-111	4 lb.	\$	\$	\$	\$
Catalog No.	Size	8+	4+	2+	Each
20G06-113	50 lb.	\$	\$	\$	\$
Catalog No.	Size	3+	2+	Each	
20G06-132	450 lb. Drum	-	-		\$

### L.L.C. – Liquid Line Cleaner – CONCENTRATED ALKALINE CLEANER – FOR EQUIPMENT AND LINE CLEANING



Heavy-duty caustic line cleaner contains oxalate removers and penetrating surfactants  
 Removes beer and beverage soils plus off-flavor producers from product lines  
 Effective at all temperatures • Low foaming • Highly concentrated formula

**CAN BE USED IN HOT OR COLD  
 PROCESS CLEANING**

Catalog No.	Size	24+	12+	6+	Each
20G06-106	32 oz.	\$	\$	\$	\$

### Acid Cleaner #6 CONCENTRATED ACID CLEANER – FOR BRITE TANKS, KEGS AND LINE CLEANING



A highly detergent acid cleaner designed for use in CO<sub>2</sub> environments  
 Low-foaming action quickly removes beer stone, scale and dried beer  
 When used in a CO<sub>2</sub> environment, the alkaline step can be eliminated

**1 GALLON SOLD IN  
 MULTIPLES OF 4 ONLY  
 REQUIRES A HAZARDOUS  
 FEE BY UPS/FEDEX**

5 GALLON CONTAINERS SHIPS VIA TRUCK LINE ONLY

Catalog No.	Size	24+	12+	8+	4+
20G06-130	1 gallon	\$	\$	\$	\$
Catalog No.	Size	8+	4+	2+	Each
20G06-131	5 gallon	-	\$	\$	\$

### Acid Cleaner #5 CONCENTRATED ACID CLEANER – FORMULATED TO PASSIVATE / RE-PASSIVATE STAINLESS STEEL



Penetrates quickly to remove beer stone, scale and dried beer  
 A blend of inorganic acids and low foaming detergent  
 Use as an acid rinse, wash, or for passivation on stainless steel

**1 GALLON SOLD IN  
 MULTIPLES OF 4 ONLY  
 REQUIRES A HAZARDOUS  
 FEE BY UPS/FEDEX**

5 GALLON CONTAINERS SHIPS VIA TRUCK LINE ONLY

Catalog No.	Size	24+	12+	8+	4+
20G06-115	1 gallon	\$	\$	\$	\$
Catalog No.	Size	8+	4+	2+	Each
20G06-116	5 gallon	\$	\$	\$	\$

Chemicals (Five Star®)



# FIVE STAR



## PRODUCTS FOR MASTER BREWERS, HOME BREWERS & GENERAL LINE CLEANING

### Star San Acid Sanitizer

USE AS A GENERAL SANITIZER

- Self-foaming improves penetration
- No rinse requirement at 300 ppm
- Odorless, flavorless, biodegradable
- Reduces water spotting
- Effective and easy-to-use
- Accepted by USDA



**NOTE** 1 gallon sold in multiples of four only and requires a HAZARDOUS fee by UPS/FEDEX. 5 gallon containers ship via truck line only.

Catalog No.	Size	40+	20+	10+	Each
20G06-129	32 oz.	\$	\$	\$	\$
Catalog No.	Size	24+	12+	8+	4+
20G06-138	1 gallon	\$	\$	\$	\$
Catalog No.	Size	4+	2+	Each	
20G06-529	5 gallon	\$	\$	\$	\$

### Sani-Clean Final Acid Rinse

USE ON EQUIPMENT AND PARTS

- Low foaming formula
- No rinse requirement at 200 ppm
- Effectively removes odors and flavors
- Stable in hot or cold temperatures
- Not for use on aluminum
- Accepted by USDA



**NOTE:** 5 gallon containers ship via truck line only and cannot ship UPS/FEDEX

Catalog No.	Size	40+	20+	10+	Each
20G06-105	32 oz.	\$	\$	\$	\$
Catalog No.	Size	4+	2+	Each	
20G06-529	5 gallon	\$	\$	\$	\$

### Star-Xene Final Rinse Sanitizer

USE ON FOOD CONTACT SURFACES

- Excellent in CIP applications
- Must be activated with citric acid
- Broad spectrum killer
- 5% aqueous stabilized chlorine dioxide



Catalog No.	Size	4+	2+	Each
20G06-522	5 gallon	\$	\$	\$

### i0-Star Iodophor Sanitizer

USE ON EQUIPMENT AND PARTS

- Excellent in CIP applications
- Low-foaming, no-rinse sanitizer
- Quick acting and food safe
- Iodine based formula



Catalog No.	Size	20+	10+	5+	Each
20G06-124	32 oz.	\$	\$	\$	\$
Catalog No.	Size	8+	4+	2+	Each
20G06-125	1 gallon	\$	\$	\$	\$

### Citric Acid Powder

USE AS NEEDED TO ADJUST pH LEVELS

- Adjusts pH without a large impact in overall flavor



Catalog No.	Size	4+	2+	Each
20G06-142	50 lb.	\$	\$	\$

### 5<sup>2</sup> pH Stabilizer

USED TO LOCK IN pH LEVELS IN MASH

- Unique blend of phosphate buffers
- Reduces scaling in fermenters and kegs
- Will not add additional flavors
- Helps clarify your wort



Catalog No.	Size	24+	12+	6+	Each
20G06-119	1 lb.	<b>DISCONTINUED</b>			\$
Catalog No.	Size	4+	2+	Each	
20G06-141	40 lb.	\$	\$	\$	\$


Chemicals (Five Star®)




# TM DENSAMAX<sup>ic</sup>

AN **ALKALINE** CLEANING AND DISINFECTION AGENT IN POWDER FORM


<b>HIGH CONTAMINATION</b>	<b>NORMAL CONTAMINATION</b>	<b>THOROUGHLY CLEAN</b>	<b>WITH COLOR CHANGE TECHNOLOGY FOR CLEANING VERIFICATION</b>
-------------------------------	---------------------------------	-----------------------------	---




**5 YEAR SHELF LIFE**  
Super-dry mono-dose packaging allows for a minimum of 5 years storage in cold or warm.



**SAFE & EXACT DOSING**  
Mono-dose sachets for mixing 1.2 gallons of solution. No more over/under dosing.



**NO HAZ-MAT FEES**  
Powder form requires no extra fees. No water weight insures lower shipping costs.



- Contains 0% chlorine. Leaves no odor or residue.
- Fast rising. No negative impact on beer head.
- Easy on equipment. Non-corrosive to equipment used.
- Proof of clean lines with color verification.

**TESTED AND APPROVED BY SEVERAL MAJOR COMPANIES**

<b>20T02-100</b>		
2 Cases (450/Pkts)	\$	Ea.
1 Case (225/Pkts)	\$	Ea.
100+ \$	50+ \$	Ea. \$

**LIQUID LINE CLEANER AVAILABLE 20T02-104 CONTACT YOUR SALES REPRESENTATIVE FOR PRICING**

# TM DENSACID<sup>fp</sup>

AN **ACID** CLEANING, DESCALING AND DISINFECTION AGENT IN POWDER FORM


<b>HIGH CONTAMINATION</b>	<b>NORMAL CONTAMINATION</b>	<b>THOROUGHLY CLEAN</b>	<b>WITH COLOR CHANGE TECHNOLOGY FOR CLEANING VERIFICATION</b>
-------------------------------	---------------------------------	-----------------------------	---



**2 YEAR SHELF LIFE**  
Super-dry mono-dose packaging allows for a minimum of 2 years.



**SAFE & EXACT DOSING**  
Mono-dose sachets for mixing 1.2 gallons of solution. No more over/under dosing.



**NO HAZ-MAT FEES**  
Powder form requires no extra fees. No water weight insures lower shipping costs.



- Contains 0% chlorine. Leaves no odor or residue.
- Fast rising. No negative impact on beer head.
- Easy on equipment. Non-corrosive to equipment used.
- Proof of clean lines with color verification.

**TESTED AND APPROVED BY SEVERAL MAJOR COMPANIES**

<b>20T02-102</b>		
2 Cases (450/Pkts)	\$	Ea.
1 Case (225/Pkts)	\$	Ea.
100+ \$	50+ \$	Ea. \$

Chemicals (TM Desana)



# FOXX Superflush Line Cleaner

A MILD BLEND OF DETERGENTS FOR NORMAL LINE CLEANING

**PERFECT FOR USE IN THE HOMEBREW MARKET**

**PROVIDES GENTLE, BUT EFFECTIVE CLEANING WITHOUT HARSH CHEMICALS**

- Concentrated formula: 2 to 3 oz. per gallon of water
- Biodegradable formula
- Safe for use on all types of product lines
- Great for cleaning disassembled faucets, shanks, etc.
- Economically priced, one quart makes up to 16 gallons

20G09-209

48+ \$\$  
24+ \$\$  
12+ \$\$  
Ea. \$\$



32 oz. BOTTLE



# FOXX High Alkaline Line Cleaner

A HIGH ALKALINE FORMULA FOR PROFESSIONALS ONLY

**EQUALS MAJOR BRANDS AT A REDUCED PRICE**

**HIGHLY CONCENTRATED FORMULA FOR USE BY PROFESSIONALS ONLY**

- Concentrated formula: 1/2 to 1 oz. per gallon of water
- Rinses through quickly and is low foaming
- Safe for use on all types of product lines
- Great for cleaning disassembled faucets, shanks, etc.
- Economically priced, one quart makes up to 64 gallons

20L09-101

48+ \$\$  
24+ \$\$  
12+ \$\$  
Ea. \$\$



32 oz. BOTTLE



# QA - Quaternary Ammonium

AN ALL PURPOSE SANITIZER, DISINFECTANT AND DEODORIZER

**EFFECTIVE AGAINST COVID-19 ON HARD, NON-POROUS SURFACES**

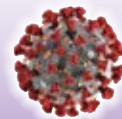
**HIGHLY CONCENTRATED FORMULA USE ON ALL HARD NON-POROUS SURFACES**

- Concentrated: 1/4 oz. to 3/4 oz. per gallon of water
- Q.A. Concentrated Solution can be used against SARS-CoV-2 virus (COVID-19) when used in accordance with the directions for use against Human Coronavirus on hard, non-porous surfaces.

Refer to the CDC website at [www.cdc.gov/coronavirus](http://www.cdc.gov/coronavirus) for additional information.

20G05-145

48+ \$\$  
24+ \$\$  
12+ \$\$  
Ea. \$\$



Chemicals (Foxx Brand and National Chemicals, Inc.)

# Safecid® Beer Line Cleaning Chemicals

# SAFECID®

## SAFECID BEER LINE CLEANING SYSTEM

Safe Products for People and the Environment!

### THE NEW STANDARD FOR BEER LINE CLEANING

THESE PRODUCTS ARE **REPLACEMENTS TO ALKALINE AND ACID CLEANERS AND ARE VERY POWERFUL, HIGH pH ALKALINE, AND LOW pH ACID, LOW FOAMING, FAST RINSING SOLUTIONS THAT ARE SAFE TO USE AND TRANSPORT.**

- Maintains a triple zero hazmat rating
- No DOT or TDG shipping restrictions
- Safe for the user (no more burns)
- Nontoxic, nonfuming, nonmutagenic, no VOC's
- Safe for the environment
- 100% biodegradable



ALKALINE REPLACEMENT					
Catalog No.	Size	48+	24+	12+	Each
20S05-100	Quart	\$	\$	\$	\$
Catalog No.	Size	8+	4+	2+	Each
20S05-102	Gallon	-	\$	\$	\$
ACID REPLACEMENT					
Catalog No.	Size	48+	24+	12+	Each
20S05-101	Quart	\$	\$	\$	\$
Catalog No.	Size	-	4+	2+	Each
20S05-103	Gallon	-	\$	\$	\$

Chemicals (Safecid®) and Chemical Testing

## pH Tester and Calibration Kit



- Readings from 0-14 pH with a resolution of 0.1 pH and accuracy ± 0.05 pH
- Fast, accurate and lightweight
- 1,000 hour battery life – continuous use
- Easy to read LCD display

20G05-141 3+ \$\$\$ Ea. \$\$



**Calibration Kit**  
Liquid Packets  
PH 4.01 and 7.01  
5 PACKETS EACH



20G05-242 3+ \$\$\$ Each \$\$

## Chemical Test Strips

### Iodine Test Strips

Measures the concentration of titratable iodine in solution. Vial contains 100 test strips and comparison chart.

### Chlorine Test Strips

Measures the concentration of available chlorine in solution. Vial contains 100 strips and comparison chart.

### pH Test Strips

Measures the concentration of pH in solution. Pouch contains 50 strips and comparison chart.



IODINE TEST STRIPS  
100 PER VILE

CHLORINE TEST STRIPS  
100 PER VILE



pH TEST STRIPS  
50 PER POUCH

Catalog No.	Description	10+	5+	Each
20G05-124	Iodine Test Papers 100/vile	\$	\$	\$
20G05-125	Chlorine Test Papers 100/vile	\$	\$	\$
20G05-130	pH Test Papers 50/pouch	\$	\$	\$



## BE THE HERO!

Remove unwanted flavors  
(LIKE HARD ROOT BEER)  
instead of replacing trunkline

## VANTAGE Flavor Rescue Kit

ONE TIME USE – UP TO 115' MAX.



Catalog No.	4+	2+	Each
20G05-149	\$	\$	\$

### Foaming Citrus Cleaner/Degreaser

- Especially formulated to remove built-up grease and soils unaffected by other cleaners
- Combines emulsifiers, surfactants, and a citrus cleaner for superior cleaning and a great shine
- Works great on most hard surfaces
- 18 oz.

GREAT FOR VENDING MACHINES

Catalog No.	12+	6+	Each
20L09-104	\$	\$	\$



### Concession / Equipment Cleaner

CLEANS CONCESSION, FOOD & COFFEE EQUIPMENT

Removes: protein residues, cooking oils, syrups, grease, coffee bean oils, starches, sugars

- Thick foam clings to vertical surfaces
- Safe for use on most hard surfaces
- 18 oz.



Catalog No.	12+	6+	Each
20D08-117	\$	\$	\$

### Heavy Duty Foaming Degreaser

- High density clinging foam sticks to all surfaces
- Tough on grease, dirt, oil, smoke film and more
- Great on metal, glass, tile, grout, some plastics
- Combines emulsifiers, surfactants and butyl cleaner for superior cleaning action on most surfaces
- Contains no fragrances or dyes
- 18 oz.

Catalog No.	12+	6+	Each
20D08-101	\$	\$	\$



### Stainless Steel Cleaner/Polisher

- Cleans, polishes, shines and protects with ease
- Also works on: chrome, aluminum, porcelain, tile, formica, vinyl, and most plastic surfaces
- Resists fingerprints, water spots, and soiling
- Minimum effort required to remove soil and dirt
- Approved for use in food processing exterior areas
- 14.5 oz.

Catalog No.	12+	6+	Each
20D08-105	\$	\$	\$



### Electrical Contact Cleaner

- Safe for use on electric motors, electronic parts, refrigeration equipment, glycol chillers, etc.
- Safe on most surfaces (test on plastic BEFORE using)
- Quick dry, non-flammable and non-conductive
- Leaves no residue and displaces moisture
- 16 oz.

Catalog No.	12+	6+	Each
20D08-112	\$	\$	\$



### VS 102 Industrial Insecticide

KILLS ROACHES, ANTS, SILVERFISH & MORE

PLEASANT VANILLA FRAGRANCE

- Approved for use in food areas
- EPA registered / NSF rated
- Kills common insects quickly
- 15 oz.


Catalog No.	12+	6+	Each
20D08-114	\$	\$	\$



### Professional Scouring Pads



MEDIUM DUTY  
6" x 9" PAD



Catalog No.	20+	10+	Each
20G07-096	\$	\$	\$

### 100% Silicone Sealant (Food Grade)

- Tough, durable and flexible
- Can be applied to virtually any surface
- 3 oz. tube



Catalog No.	24+	12+	6+	Each
20A08-103	\$	\$	\$	\$



### PTFE Thread Seal Tape

For sealing NPT threads

- Provides a leak-free, air-tight seal
- Prevents seizing or cross-threading
- For use on air, water and other fittings
- Can be used on brass, copper, stainless



1/2"W x 1429"L



Catalog No.	Description	Each
20D01-200	PTFE Tape	\$
20D01-201	Liquid Thread Sealant (4 oz.)	\$
20D01-202	Application Brush	\$

### Iridescent Leak Detector

LOCATES LEAKS QUICKLY

- Thick liquid clings to area applied
- Creates bubbles when leak is present
- Iridescence helps pinpoint the leak
- For use with compressed gas lines

Catalog No.	24+	12+	Each
19R06-118	\$	\$	\$

8 fl. oz.  
24/Case



Chemicals (Spray Cleaners and Miscellaneous)





# GL@VEWORKS®

## Premium 5-mil Black Nitrile Gloves

POWDER-FREE • LATEX-FREE • TOUGHER THAN OTHER BRANDS



**MD**  
MEDIUM DUTY



- Excellent chemical and puncture resistance
- Micro-roughened on the palm and lightly textured fingertips provide a dependable grip
- Fewer glove changes over comparable gloves
- Complies with FDA regulations for food contact

**100 GLOVES PER BOX**

Catalog No.	Size	10+	5+	Each
20G06-144	Medium	\$	\$	\$
20G06-145	Large	\$	\$	\$
20G06-146	X-Large	\$	\$	\$

Nitrile Gloves and Cleaning Brushes

# GL@VEWORKS®

## Premium 8-mil Orange Nitrile Gloves

POWDER-FREE • LATEX-FREE • DIAMOND TEXTURED FOR IMPROVED GRIP



**HD**  
HEAVY-DUTY




- Excellent chemical and puncture resistance
- Diamond texture increases surface area by 60% providing improved grip even when wet
- Holds up very well under heavy usage
- Complies with FDA regulations for food contact

**100 GLOVES PER BOX**

Catalog No.	Size	10+	5+	Each
20G06-152	Medium	\$	\$	\$
20G06-150	Large	\$	\$	\$
20G06-151	X-Large	\$	\$	\$

## Cleaning Brushes



Ref. #	Catalog No.	Description	25+	10+	Each
1	20N01-110	Direct Draw (3/16" dia.)	\$	\$	\$
1	20N01-111	Direct Draw (1/4" dia.)	\$	\$	\$
1	20N01-113	Direct Draw (3/8" dia.)	\$	\$	\$
1	20N01-112	Direct Draw (1/2" dia.)	\$	\$	\$
2	20L01-102	Faucet Brush (1/2" & 3/4" dia.)	\$	\$	\$
3	20L01-103	Hvy Duty Faucet Brush (3/4" dia.)	\$	\$	\$
4	20K01-100	Coupler Brush (D,S,M,U)	\$	\$	\$
5	20K01-101	Coupler Brush (A,G)	\$	\$	\$





## 304 Stainless Steel "NSF" Towers

304 GRADE S/S SHANKS AND FAUCETS • BEV-SEAL ULTRA® WITH GLAS-FLEX™ LINER TUBING  
POLISHED STAINLESS STEEL EXTERIOR • 3" DIAMETER • KNOBS SOLD SEPARATELY

**FLUSHABLE  
TASTE BARRIER**



11B03-352

3+ **\$\$** Ea. \$\$



11B03-354

3+ **\$\$** Ea. \$\$




11B03-389

3+ **\$\$** Ea. \$\$

## 304 Stainless Steel "Milano" Towers

304 GRADE S/S SHANKS, LINES AND FAUCETS • CHROME PLATED BRASS BODY • 15" HEIGHT  
INCLUDES 6" THREADED BRASS MOUNTING SLEEVE AND NUT • KNOBS SOLD SEPARATELY



11U07-340

Ea. **\$\$**



11U07-341

Ea. **\$\$**



11U07-342

Ea. **\$\$**

Wine and Coffee Dispensing Products



## 304 Stainless Steel "Deluxe" Towers

304 GRADE S/S SHANKS AND FAUCETS • BEV-SEAL ULTRA™ WITH GLAS-FLEX LINER TUBING  
POLISHED STAINLESS STEEL EXTERIOR • 3" DIAMETER • KNOBS SOLD SEPARATELY

**FLUSHABLE  
TASTE BARRIER**



304  
S/S

WINE  
CERTIFIED  
COFFEE

11B07-200

3+ \$\$ Ea. \$\$



304  
S/S

WINE  
CERTIFIED  
COFFEE

11B07-203

3+ \$\$ Ea. \$\$



11B07-205

3+ \$\$ Ea. \$\$

## 304 Stainless Steel "NSF" Tee-Towers

304 GRADE S/S SHANKS AND FAUCETS • BEV-SEAL ULTRA™ WITH GLAS-FLEX LINER TUBING  
BRUSHED STAINLESS STEEL EXTERIOR • 3" DIAMETER • KNOBS SOLD SEPARATELY



**FLUSHABLE  
TASTE BARRIER**



NSF

FRONT TO BACK IS 5"  
FAUCET CLEARANCE IS 10-1/2"

304  
S/S

WINE  
CERTIFIED  
COFFEE

Catalog No.	No. of Faucets	Faucets on Center	Overall Height	Overall Width	Each
11B03-367	3	3"	15"	12"	\$
11B03-368	4	3"	15"	12"	\$
11B03-369	5	3"	15"	15"	\$
11B03-370	6	3"	15"	19"	\$
11B03-371	8	2-3/8"	15"	19"	\$

Wine and Coffee Dispensing Products



## 304 Grade Stainless Steel Faucets



12K02-104

24+ \$\$

12+ \$\$ Ea. \$\$

Krame dispense



12K02-113

24+ \$\$

12+ \$\$ Ea. \$\$



304 S/S



12G09-290

24+ \$\$

12+ \$\$ Ea. \$\$

Perlick

NSF



12G09-291

24+ \$\$

12+ \$\$ Ea. \$\$

## Edge-Tap Faucets



12K02-112

24+ \$\$

12+ \$\$ Ea. \$\$

12K02-111

24+ \$\$

12+ \$\$ Ea. \$\$

Krame dispense

304 S/S

316 S/S



## 304 S/S Stout Faucets

12U07-120

12+ \$\$

6+ \$\$ Ea. \$\$

304 S/S

INCLUDES FREE KNOB WHILE SUPPLIES LAST!



304 S/S

12K07-120

12+ \$\$

6+ \$\$ Ea. \$\$

## 304 Stainless Steel Shanks

MORE 304 S/S SHANKS AVAILABLE ON PAGE 177

Krame dispense

304 S/S



### 1/4" BORE

Catalog No.	Length	Max. Wall Thickness	24+	12+	Each
12K07-102	2"	3/8"	\$	\$	\$
12K07-103	3-1/8"	1-1/2"	\$	\$	\$
12K07-104	4-1/8"	2-1/2"	\$	\$	\$
12K07-105	5-1/8"	3-1/2"	\$	\$	\$
12K07-106	6-1/8"	4-1/2"	\$	\$	\$
12K07-108	8-1/8"	6-1/2"	\$	\$	\$





### 304 Stainless Steel Column Shanks

### 304 Stainless Steel Tower Shanks

MORE 304 STAINLESS STEEL COLUMN SHANKS AVAILABLE — SEE PAGE 159



3/16" bore  
1/4" barb

12K03-201

6+ \$\$  
3+ \$  
Ea. \$\$



1/4" bore  
5/16" barb

12K03-205

6+ \$\$  
3+ \$  
Ea. \$\$



1/4" bore  
1/4" barb

12B03-318

12+ \$\$  
6+ \$\$  
Ea. \$\$



1/4" bore  
3/16" barb

12A03-218

12+ \$\$  
6+ \$\$  
Ea. \$\$

### 304 Stainless Steel "Beer Thread" Shutoff



04B07-101

50+ \$\$  
25+ \$\$  
10+ \$\$  
Ea. \$\$



05K03-157

50+ \$\$  
25+ \$\$  
10+ \$\$  
Ea. \$\$



SWIVEL  
NUT

Additional price breaks available on most items. Login to your website account or contact your sales representative for pricing.

Wine and Coffee Dispensing Products

### In-line Flow Control/Shutoffs



1/4" BARBS

05C07-130

100+ \$\$  
50+ \$\$ 25+ \$\$ Ea. \$\$



3/8" BARBS

05C07-131

100+ \$\$  
50+ \$\$ 25+ \$\$ Ea. \$\$

### 304 Stainless Steel Fittings - MORE ON PAGES 91-97 AND PAGES 202-204



①



②



③



④



⑤



⑥



⑦



⑧

Ref. #	Catalog No.	Description	100+	50+	25+	Each
1	04C03-101	Tailpiece, S/S 1/4" Barb	\$	\$	\$	\$
2	04C03-102	Tailpiece, S/S 3/8" Barb	\$	\$	\$	\$
3	05C03-104	90° Tailpiece, S/S 1/4" Barb	\$	\$	\$	\$
4	04C03-304	Hex Nut, S/S Beer Thread	\$	\$	\$	\$

Ref. #	Catalog No.	Description	100+	50+	25+	Each
5	04C11-134	Tee, S/S 1/4" Barbs - All	\$	\$	\$	\$
6	04C11-213	Tee, S/S 3/8" Barbs - All	\$	\$	\$	\$
7	04C11-139	Splicer, S/S 1/4" Barb	\$	\$	\$	\$
8	04C11-282	Splicer, S/S 3/8" Barb	\$	\$	\$	\$





## Nitrogen Regulators



### ECONOMY- NITROGEN REGULATORS

Catalog No.	Description	24+	12+	6+	Each
03D03-139	60:3,000 lb Gauges and 1/4" MFL Check	\$	\$	\$	\$
03D03-113	100:3,000 lb Gauges and 1/4" MFL Check	\$	\$	\$	\$
03D03-116	60:3,000 lb Gauges and 5/16" Barb shutoff w/Check	\$	\$	\$	\$
03D03-115	100:3,000 lb Gauges and 5/16" Barb Shutoff w/Check	\$	\$	\$	\$

### TAPRITE- NITROGEN REGULATORS

Catalog No.	Description	24+	12+	6+	Each
03D03-114	60:3000 lb Gauges and 1/4" MFL Check	\$	\$	\$	\$
03C09-119	100:3000 lb Gauges and 1/4" MFL Check	\$	\$	\$	\$
03C09-115	60:3000 lb Gauges and 5/16" Barb Shutoff w/Check	\$	\$	\$	\$
03C09-114	100:3000 lb Gauges and 5/16" Barb Shutoff w/Check	\$	\$	\$	\$

### CORNELIUS- NITROGEN REGULATORS

Catalog No.	Description	24+	12+	6+	Each
03D03-168	60:3000 lb Gauges and 1/4" MFL Check	\$	\$	\$	\$
03D03-266	100:3000 lb Gauges and 1/4" MFL Check	\$	\$	\$	\$
03D03-169	60:3000 lb Gauges and 5/16" Barb Shutoff w/Check	\$	\$	\$	\$
03D03-267	100:3000 lb Gauges and 5/16" Barb Shutoff w/Check	\$	\$	\$	\$

## 304 S/S Probe - American Sanke Keg Couplers



07A03-124

24+ \$\$  
12+ \$\$  
Ea. \$\$

07G09-207

24+ \$\$  
12+ \$\$  
Ea. \$\$

07K09-100

24+ \$\$  
12+ \$\$  
Ea. \$\$

07K07-106

24+ \$\$  
12+ \$\$  
Ea. \$\$

Wine and Coffee Dispensing Products

## 304 S/S Carbonating/Nitrogenating Tanks

QUICKLY CARBONATE OR NITROGENATE ANY BEVERAGE IN MINUTES



### RUBBER TOP

Catalog No.	Description	10+	5+	Each
09C03-120	2.5 gallon tank	\$	\$	\$
09C03-238	3.0 gallon tank	\$	\$	\$
09C03-236	5.0 gallon tank	\$	\$	\$

### STRAP HANDLE

Catalog No.	Description	10+	5+	Each
09C03-119	2.5 gallon tank	\$	\$	\$
09C03-233	3.0 gallon tank	\$	\$	\$
09C03-235	5.0 gallon tank	\$	\$	\$

## Pre-Mix Cocktail Agitation/Dispensing Kits

KEEPS PRE-MIX PROPERLY MIXED FOR DISPENSING WITHOUT HAVING TO STIR



KIT WITHOUT A TANK

15C07-400

\$\$



KIT WITH 5 GALLON TANK

15C07-401

\$\$



KIT WITH 10 GALLON TANK

15C07-402

\$\$



## KFLEX Kynar® Lined Clear Tubing

ULTRA-LOW EXTRACTABLES AND LEACHABLES • FLEXIBLE  
PVC, BPA AND PHTHALATE FREE



ULTRA-LOW EXTRACTABLE – GOOD FOR WINE					PRICES PER 100'			PRICE PER FOOT
Catalog No.	I.D.	O.D.	Wall	Roll Size	4 Rolls	2 Rolls	1 Roll	Under 50'
08F01-200	1/4"	3/8"	1/8"	50'	\$	\$	\$	\$
08F01-201	5/16"	7/16"	1/8"	50'	\$	\$	\$	\$
08F01-202	3/8"	1/2"	1/8"	50'	\$	\$	\$	\$
08F01-203	1/2"	3/4"	1/8"	50'	\$	\$	\$	\$





# Liquor Pump Panel

## WITH Foam Preventer and Flojet Heavy-Duty Pump

- Works with either 750 ml or 1,000 ml bottles—holds two bottles at a time
  - Mount in walk-in and run to any tower to dispense ice cold liquor
  - Mount anywhere to run remote liquor dispensing from bar gun or tower

**USE WITH EITHER  
750 ml OR 1,000 ml BOTTLES  
DROP ONE INTO EACH OF  
THE TWO ADJUSTABLE CUPS  
MUST BE THE SAME LIQUORS**




**304 STAINLESS  
LIQUID CONTACT**

**ADJUSTABLE CUPS ALLOW  
USER TO FIT DIFFERENT  
LENGTH / DIAMETER NECKS  
AND BOTTLE SHAPES**

**15C07-500**

**6+ \$\$**

**3+ \$\$ Ea. \$\$**



## Cocktail Agitating Tank

**BALL-LOCK CONNECTION**

Simply pour in your favorite cocktail mix, connect gas, pull relief for a few seconds to agitate beverage until mixed.

Repeat as needed.

5 GALLON

**15D03-100**

**10+ \$\$**

**5+ \$\$ Ea. \$\$**



## Cocktail/Coffee Dispense Tank

**AMERICAN SANKE  
CONNECTION**

Simply pour in your favorite beverage, connect keg coupler, connect gas, connect to any dispensing tower.

Easy-to-use.

5 GALLON

**15C07-410**

**20+ \$\$**

**10+ \$\$ Ea. \$\$**



Wine and Coffee Dispensing Products







## Glycol Chillers

UBC Group is the largest manufacturer of draught beer chillers with 50,000 units manufactured annually worldwide. Proven reliability with affordable prices.



19U07-113

\$\$

### Chillpro 1150

**TOTTON PUMP**  
UP TO 25' RUN

- R290 refrigerant
- 2 gallon reservoir
- Digital thermostat
- 115V / 60 Hz
- BTU/h 1150
- Requires a 15 amp dedicated circuit
- 18" W x 18" D x 14" H
- 45 lbs.



### 100% Propylene Glycol



HTF Formulation is a non-toxic, non-corrosive, biodegradable product, offering the highest level of protection and performance.

Catalog No.	Size	24+	12+	Each
19C07-146	1 gallon	\$	\$	\$
Catalog No.	Size	4+	2+	Each
19C07-147	5 gallons	\$	\$	\$
19C07-148	55 gallons	\$	\$	\$



19U07-112

\$\$

### Chillpro 3200 H

**PROCON PUMP**  
UP TO 125' RUN

- R290 refrigerant
- 5.8 gallon reservoir
- Digital thermostat
- 115V / 60 Hz
- BTU/h 3200
- Requires a 15 amp dedicated circuit
- 30" W x 19" D x 20" H
- 91 lbs.



19U07-105

\$\$

### Chillpro 3200V

**PROCON PUMP**  
UP TO 125' RUN

- R290 refrigerant
- 5.5 gallon reservoir
- Digital thermostat
- 115V / 60 Hz
- BTU/h 3200
- Requires a 15 amp dedicated circuit
- 16" W x 18" D x 31" H
- 91 lbs.

Glycol Chillers (UBC Group)



19U07-102

\$\$

### Chillpro 4000 1 Pump

**PROCON PUMP**  
UP TO 250' RUN

- R290 refrigerant
- 18 gallon reservoir
- Digital thermostat
- 115V / 60 Hz
- BTU/h 3900
- Requires a 20 amp dedicated circuit
- 28" W x 23" D x 30" H
- 144 lbs.



19U07-103

\$\$

### Chillpro 4000 2 Pumps

**PROCON PUMP**  
UP TO 250' RUN

- R290 refrigerant
- 18 gallon reservoir
- Digital thermostat
- 115V / 60 Hz
- BTU/h 3900
- Requires a 20 amp dedicated circuit
- 28" W x 23" D x 30" H
- 154 lbs.



## Glycol Chillers

UBC Group is the largest manufacturer of draught beer chillers with 50,000 units manufactured annually worldwide. Proven reliability with affordable prices.



### Chillpro 5500 1 Pump



**PROCON PUMP  
UP TO 450' RUN**

- R290 refrigerant
- 18 gallon reservoir
- Digital thermostat
- 115V / 60 Hz
- BTU/h 5500
- Requires a 20 amp dedicated circuit
- 28" W x 23" D x 30" H
- 154 lbs.

19U07-109

\$\$

### Chillpro 5500 2 Pumps



**PROCON PUMP  
UP TO 450' RUN**

- R290 refrigerant
- 18 gallon reservoir
- Digital thermostat
- 115V / 60 Hz
- BTU/h 5500
- Requires a 20 amp dedicated circuit
- 28" W x 23" D x 30" H
- 164 lbs.

19U07-111

\$\$

EXPANDABLE UP  
TO 4 PUMPS

### Chillpro 11500 2 Pumps



**PROCON PUMP  
UP TO 750' RUN  
AIR COOLED**

- R290 refrigerant
- 18 gallon reservoir
- Digital thermostat
- 230V / 60 Hz
- BTU/h 10800
- Requires a 20 amp dedicated circuit
- 29" W x 23" D x 28" H
- 187 lbs.

19U07-117

\$\$

EXPANDABLE UP  
TO 4 PUMPS

### Chillpro 11500 2 Pumps



**PROCON PUMP  
UP TO 750' RUN  
WATER COOLED**

- R290 refrigerant
- 18 gallon reservoir
- Digital thermostat
- 230V / 60 Hz
- BTU/h 10800
- Requires a 20 amp dedicated circuit
- 29" W x 23" D x 28" H
- 193 lbs.

19U07-118

\$\$

Glycol Chillers (UBC Group)





## 100% Propylene Glycol

HTF Formulation is a non-toxic, non-corrosive, biodegradable product, offering the highest level of protection and performance.

Catalog No.	Size	24+	12+	Each
19C07-146	1 gallon	\$	\$	\$
Catalog No.	Size	4+	2+	Each
19C07-147	5 gallons	\$	\$	\$
19C07-148	55 gallons	\$	\$	\$



## Replacement Motors

ALL MOTORS: 48Y FRAME • RESILIENT BASE • AUTO THERMAL PROTECTION • 1/2" DIA. SPLIT SHAFT



### SINGLE VOLTAGE

115 VOLT

- 60 Hz
- 1725 RPM

### DUAL VOLTAGE

115 VOLT

- 60Hz
- 1725 RPM

220 VOLT

- 50Hz
- 1425 RPM



Catalog No.	HP	Voltage	12+	6+	Each
09D08-101	1/4 HP	115V	\$	\$	\$
09D08-102	1/3 HP	115V	\$	\$	\$
09D08-103	1/3 HP	115V/220V	\$	\$	\$
09D08-105	1/2 HP	115V/220V	\$	\$	\$

## Add-On Pump Motor Assembly

1/3 HP MARATHON® MOTOR • 170 PSI PROCON® PUMP 6' POWER CORD



3/8" barbs



### AVAILABLE IN SINGLE OR DUAL VOLTAGE

WILL FIT MOST CHILLERS ON THE MARKET

Catalog No.	HP	Voltage	GPH	Each
19C07-101	1/3 HP	115V	100 GPH	\$
19C07-102	1/3 HP	115V	70 GPH	\$
19C07-103	1/3 HP	115V/220V	100 GPH	\$

**NEW  
UPGRADED  
SET**



## 12' Glycol Jumper Set or By-the-Foot

CONNECTS CHILLER (OUTSIDE WALK-IN) TO TRUNK LINE (INSIDE WALK-IN)  
NOW WITH INTERNAL COLD-TEMP • 3/4" WALL INSULATION • VINYL WRAP

Catalog No.	Lines	Length	Hardware Kit	Each
19D03-103	2	12'	Included	\$
19D03-106	2	By-the-foot	Sold separately	\$
19D03-108	2	Hardware Kit	(for By-the Foot)	\$
19D03-107	4	By-the-Foot	Sold separately	\$
19D03-109	4	Hardware Kit	(for By-the Foot)	\$

Glycol Chiller Parts and Accessories





## 30-Wire Service Cords

This industry standard power cord is made for the North American market. The cord is black PVC thermoplastic SJTW in 16 gauge 3 conductors. The male end is quality molded with a Nema 5-15 plug. The female ends are stripped 5/8". This cord is perfect for indoor or outdoor use.



6' or 8'

Catalog No.	Length	10+	5+	Each
10E03-100	6'	\$	\$	\$
10E03-103	8'	\$	\$	\$

## Pump/Motor Coupling

USED TO SAVE MOTOR IF PUMPS SEIZES UP

FITS MOTOR SHAFT: 1/2" Dia. split shaft

FITS PUMP: Clamp-on style  
With double-flatted tongue

REQUIRED FOR USE:  
2 PC V-Band Clamp  
P/N 09H02-101  
(Only 1 pc included)



Catalog No.	Description	10+	5+	Each
19U07-208	2 PC Coupling	\$	\$	\$
09H02-101	V-Band Clamp	\$	-	\$

## Digital Thermostat

FOR USE WITH UBC OR PERLICK CHILLERS



MODEL NO.  
XR02CX

Catalog No.	Description	10+	5+	Each
19U07-203	Thermostat	\$	\$	\$

Additional price breaks available on most items. Login to your website account or contact your sales representative for pricing.

## Condenser Fan Motors

THESE MOTORS FIT SEVERAL CHILLERS ON THE MARKET  
LISTED BELOW ARE THE UBC CHILLER APPLICATIONS  
Call your sales representative for additional applications

Catalog No.	Watts	UBS Chiller Applications	Each
19U07-204	4 Watts	19U07-100, -105, -108, -112, -113	\$
19U07-201	9 Watts	19U07-102, -110, -115	\$
19U07-202	16 Watts	Not applicable to UBC	\$
19U07-205	25 Watts	19U07-109	\$



## FLOJET® Vertical Agitator Pumps

FITS  
KALINKA ICE  
VERTICAL OR  
HORIZONTAL  
Equipped with  
the Totten Pump

19U07-199

\$\$



FITS  
TAYFUN 35G  
AND  
TAYFUN 75G  
Equipped with  
the Totten Pump

19U07-200

\$\$



Glycol Chiller Parts and Accessories



QUICK CHILL™ PRODUCTS



**4404QC Power Pak**

**GLYCOL SOLD SEPARATELY**

Requires 1 gallon for the resevoir and 1 additional gallon per 85' of trunkline

**GLYCOL MIXTURE:** 30% Glycol to 70% Distilled Water

Thermostat	Digital Type
Electrical	120V/60 Hz
Overall Length	24-1/4"
Overall Width	17-1/4"
Overall Height	25-1/2"

**POWER CORD NOT INCLUDED  
CONTACT AN ELECTRICIAN FOR INSTALLATION**

**4404QC Power Pak - 1/3 HP Model**

Catalog No.	Compressor	Max Run Length	Pumps	Dedicated Circuit	BTU/h	Ship Weight	Price
19G09-203	1/3HP	125' (per Pak)	1	20 AMP	2250	140 lb	\$\$

Glycol Chillers (Perlick®)



**4410QC Power Paks**

**GLYCOL SOLD SEPARATELY**

Requires 2 gallons for the resevoir and 1 additional gallon per 85' of trunkline

**GLYCOL MIXTURE:** 30% Glycol to 70% Distilled Water

Thermostat	Digital Type
Electrical	120V/60 Hz
Overall Length	24-1/4"
Overall Width	17-1/4"
Overall Height	25-1/2"

**POWER CORD NOT INCLUDED  
CONTACT AN ELECTRICIAN FOR INSTALLATION**

**4410QC Power Paks - 1/2 HP Models**

Catalog No.	Compressor	Max Run Length	Pumps	Dedicated Circuit	BTU/h	Ship Weight	Price
19G09-212	1/2HP	250' (per Pak)	1	20 AMP	3800	153 lb	\$\$
19G09-210	1/2HP	250' (per Pak)	2	30 AMP	3800	163 lb	\$\$



QUICK CHILL™ PRODUCTS



**4414QC Power Paks**

**GLYCOL SOLD SEPARATELY**

Requires 2 gallons for the resevoir and 1 additional gallon per 85' of trunkline

**GLYCOL MIXTURE:** 30% Glycol to 70% Distilled Water

Thermostat	Digital Type
Electrical	120V/60 Hz
Overall Length	24-1/4"
Overall Width	17-1/4"
Overall Height	25-1/2"

**POWER CORD NOT INCLUDED  
CONTACT AN ELECTRICIAN FOR INSTALLATION**



**4414QC Power Paks - 3/4 HP Models**

Catalog No.	Compressor	Max Run Length	Pumps	Dedicated Circuit	BTU/h	Ship Weight	Price
19G09-204	3/4HP	450' (per Pak)	1	30 AMP	6000	180 lb	\$\$
19G09-211	3/4HP	450' (per Pak)	2	30 AMP	6000	190 lb	\$\$

**4420QC Power Paks**

**GLYCOL SOLD SEPARATELY**

Requires 2 gallons for the resevoir and 1 additional gallon per 85' of trunkline

**GLYCOL MIXTURE:** 30% Glycol to 70% Distilled Water

Thermostat	Digital Type
Electrical	230V/60 Hz
Overall Length	26-3/4"
Overall Width	20-1/4"
Overall Height	31"

**POWER CORD NOT INCLUDED  
CONTACT AN ELECTRICIAN FOR INSTALLATION**



**4420QC Power Paks - 1 1/2 HP Models**

Catalog No.	Compressor	Max Run Length	Pumps	Dedicated Circuit	BTU/h	Ship Weight	Price
19G09-205	1 1/2 HP	825' (per Pak)	1	40 AMP	12000	255 lb	\$\$
19G09-208	1 1/2 HP	825' (per Pak)	2	40 AMP	12000	265 lb	\$\$
19G09-209	1 1/2 HP	825' (per Pak)	3	40 AMP	12000	275 lb	\$\$

Glycol Chillers (Perlick®)





QUICK CHILL™ PRODUCTS

**Pump/Motor Kits – for Power Paks**

Add to existing Power Paks to handle additional Trunkline(s).  
For 4400 Series Power Paks



**Pump/Motor Kits – for Power Paks**

Catalog No.	Voltage	Horsepower	Gallons per Hour	PSI	Each
19G09-100	115V	1/2 HP	70 GPH	130 PSI	\$
19G09-102	115V	3/4 HP	70 GPH	130 PSI	\$
19G09-101	230V	1-1/2 HP	70 GPH	130 PSI	\$

Additional price breaks available on most items. Login to your website account or contact your sales representative for pricing.

**Replacement Rotary Vane Pump**

For use with most Perlick chillers

**PROCON®**

- 70 GPH flow rate
- Clamp-on mounting
- Double-flatted S/S shank
- 112A070F11AA170



**Replacement Thermostat**

For use with PP Series Chillers



**Replacement Rotary Vane Pump**

Catalog No.	Perlick Part No.	Each
09H02-159	N/A	\$

**Replacement Thermostat**

Catalog No.	Perlick Part No.	Each
19G09-112	C12213B	\$



**Adjustable Leg Set (4 pc set)**

For use with 4400 Series Chiller

Raises chiller off the floor  
Adjustable height 5-3/4" to 7-1/2"

**Adjustable Leg Set (4 pc set)**

Catalog No.	Perlick Part No.	Each
19G09-103	57782	\$

Glycol Chillers – Parts and Accessories



QUICK CHILL™ PRODUCTS



**Replacement Thermostat Kit (Eliwell Plus)**

For use with newer 4400 Series Chillers



**Replacement Thermostat Kit (Eliwell Plus)**

Catalog No.	Perlick Part No.	6+	3+	Each
19G09-116	1008503	\$	\$	\$

**Replacement NTC Sensor Probe**

For use with newer 4400 Series Chillers

5" probe length  
38" cord length  
1/4" diameter  
2-pin din connector



**Replacement Thermostat (Eliwell)**

For use with newer 4400 Series Chillers



**Replacement NTC Sensor Probe**

Catalog No.	Perlick Part No.	Each
19G09-117	1006596P	\$

**Replacement Thermostat (Eliwell Plus)**

Catalog No.	Perlick Part No.	Each
19G09-115	1007439	\$


Additional price breaks available on most items. Login to your website account or contact your sales representative for pricing.

**Replacement Thermostat Kit**

Use when old Probe has a WHITE wire



INCLUDES:  
Thermostat  
5" Probe & adapter  
1/4" Comp x 1/4" FPT Fitting  
5 Female spaded 15" connector  
2 thermostat adjustment brackets  
Grounded plug adapter



**Replacement NTC Sensor Probe**

For use with Dixell Thermostat

5" probe length  
53" cord length  
1/4" diameter  
twin wire connector



**Replacement Thermostat Kit**

Catalog No.	Perlick Part No.	Each
19G09-108	67177	\$

**Replacement NTC Sensor Probe**

Catalog No..	Perlick Part No.	Each
19G09-107	63816-2	\$

Glycol Chillers – Parts and Accessories



QUICK CHILL™ PRODUCTS

Wall Mount Shelf – for Glycol Chillers

When installed properly, provides the proper air circulation for units cooling needs and allows easy access to unit for serviceability



Glycol chillers should not be mounted on top of walk-in coolers. This promotes hotter temperatures and poor access to unit.

- Heavy-duty 16-gauge stainless steel
- Smooth finished edges for safety
- Pre-drilled mounting holes
- Mounting hardware included
- Easy-to-install
- Fits most small/medium sized chillers
- Size: 33"W x 20"D x 10"H
- Not for use with units over 175 lbs.

FOXX

19F09-200



Glycol Chillers – Parts and Accessories

Equipment Stands

PERFECT FOR USE WITH MOST GLYCOL CHILLERS



Dimensions	36" L x 24" W x 26" H
Top Shelf	304 Stainless Steel
Top Capacity	800 lb
Bottom Capacity	620 lb
Black Splash	2" (Back and Sides)



**Ships Unassembled**

Wall Mount Brackets

Kit Includes:

- (6) 1/4" x 3" Lag Screws
- (8) 1/4" Flat Washer
- (2) 1/4" - 20x3/4" Screws
- (2) Locking Clips
- (2) 1/4" - 20 Stop Nuts
- (1) Left Wall Bracket
- (1) Right Wall Bracket
- (1) Front Cross Interlock

Chiller sold separately.



\*Additional price breaks available. Log into your online account or contact sales representative.

**Ships Unassembled**

Equipment Stands

Catalog No.	Description	Price
19G09-114	Stainless Steel	\$
19G09-113	Galvanized Steel	\$

Wall Mount Brackets

Catalog No.	Description	Price
19G09-206	4400 Series (1/3 & 1/2 HP)	\$
19G09-207	PP Series (ALL)	\$



Denver 800-525-2484



WARNING  
CANCER AND REPRODUCTIVE HARM-  
WWW.P65WARNINGS.CA.GOV

Prices subject to change without notice



## Refractometers

### CHECK GLYCOL TO WATER RATIOS IN OPEN-BATH GLYCOL CHILLERS

Ratio: 2-1 is 24 / 1-1 is 34 • Scale: 0-32 brix – accurate to 1/4 of 1% • Auto temperature compensation

#### ECONOMY MODEL 20C04-110



20+ **\$\$**  
10+ **\$\$**  
5+ **\$\$**  
Ea. **\$\$**

#### INDUSTRIAL MODEL 20C04-111



20+ **\$\$**  
10+ **\$\$**  
5+ **\$\$**  
Ea. **\$\$**

#### LIGHTED MODEL 20C04-112




20+ **\$\$**  
10+ **\$\$**  
5+ **\$\$**  
Ea. **\$\$**

## Flash Chiller Cold Plates – Glycol Cooled

### QUICKLY LOWERS TEMPERATURE OF BEVERAGE BEFORE EACH SERVING

Ideal for Problem Systems • Fully Insulated • Quiet • Non-Electric • 304 Grade S/S Lines

**MULTIPLE APPLICATIONS INCLUDING: BEER, WINE AND LIQUOR**



Catalog No.	# of Products	3/8" Glycol Lines 1/2" Barbs	5/16" Product Lines 3/8" Barbs	Weight	Dimensions	Each
13A02-100	4	48'	25'	74 lb.	20" x 21" x 6"	\$
13A02-101	6	48'	18'	74 lb.	20" x 21" x 6"	\$
13A02-102	8	48'	18'	78 lb.	20" x 21" x 6"	\$
13A02-103	10	57'	18'	93 lb.	20" x 21" x 6"	\$

## Flash Chillers – for Beer, Wine, Liquor

### Kalinka 2

- 1–2 product lines
- Maximum distance 25'
- 1/6 HP compressor
- 6.6 lb. ice bank
- 115V / 60Hz
- BTU / Hr 1150
- Requires 15 amp dedicated circuit
- 18"W x 22"D x 12"H
- 50 lb.



19U07-303

**\$\$**

### Tayfun V30

- 1–2 product lines
- Maximum distance 25'
- 3/8 HP compressor
- 19 lb. ice bank
- 115V / 60Hz
- BTU / Hr 2600
- Requires 15 amp dedicated circuit
- 13"W x 19"D x 28"H
- 102 lb.



19U07-304

**\$\$**

SEE PAGE 50 FOR ADDITIONAL FLASH CHILLERS, OTHER MODELS ALSO AVAILABLE. CONTACT YOUR SALES REPRESENTATIVE FOR DETAILS

## Direct Draw Dispensers



1 Keg Dispenser  
19B02-107

### STANDARD FEATURES:

- Black painted steel exteriors
- Stainless steel tops with drain line and drip trays
- Stainless steel floor and reinforced door breakers
- Self-closing doors with locks and interior light
- Balanced refrigeration system designed to operate 35-38°F
- R290 Refrigerant

**NOTE:**  
Towers are NOT included with dispensers.  
See adjacent page for tower options.



### Installation Kits for 19B02-107

Includes 5 lb. CO<sub>2</sub> cylinder, tap, double gauge regulator, air line with fittings.



Catalog No.	Description	Each
19D03-181	Sanke Universal with filled cylinder	\$
19D03-182	Sanke Universal with empty cylinder	\$

Catalog No.	Size	# of Doors	H.P.	Shipping Weight	Cu. Ft.	Box Dimensions W x D x H	Each
19B02-107	1 Keg	1	1/5	167 lbs.	7.8	24" x 30-1/8" x 39-3/8"	\$
19B02-118	2 Keg	2	1/3	286 lbs.	19.8	50 1/2" x 29" x 37-1/4"	\$
19B02-119	2-3 Kegs	2	1/3	302 lbs.	23.7	59" x 29" x 37-3/8"	\$
19B02-120	3 Keg	2	1/3	364 lbs.	28	69" x 29" x 37-1/4"	\$
19B02-121	4 Keg	3	1/3	400 lbs.	32.3	79" x 29" x 37-3/8"	\$
19B02-122	5 Keg	3	1/3	426 lbs.	39.2	95" x 29" x 37-3/8"	\$
14B02-101	Caster assembly for 19B02-118, 119 & 120 - set of four swivel casters (2 pc have wheel locks)						\$
14B02-100	Caster assembly for 19B02-121 & 122, - set of six swivel casters (3 pc have wheel locks)						\$
11F09-101	Cover plate for column opening (6" square pre-drilled S/S)						\$
11B02-100	Drain fitting for Beverage-Air & True (2-pc plastic)						\$

## Deep Well Bottle and Can Cooler

- Black painted steel exterior
- Stainless steel top, easy-glide lids and counter top with edge
- Foamed-in-place polyurethane insulation for energy efficiency
- Provides rapid chilling of product.
- Adjustable epoxy coated dividers
- Refrigeration system uses R290 refrigerant



### F.O.B. FOXX EQUIPMENT

Catalog No.	Ext. Dim. W x D x H	Bin Div.	No. Lids	Cu. Ft.	Can Case Capacity	Crated Wt.	HP	Each
19B02-112	50 x 26 1/2 x 33 3/4	3	2	13.3	23 3/4	259	1/3	\$
19B02-111	65 x 26 1/2 x 33 3/4	4	2	18.5	34 3/4	296	1/3	\$
19B02-110	95 x 26 1/2 x 33 3/4	6	4	28.5	55 3/4	425	1/2	\$

## Back Bar Storage Cooler

- Black painted steel exterior
- Equipped with two inch stainless steel top
- Stainless steel floor and reinforced door breakers
- Self-closing doors with locks and interior light
- Designed for rapid chilling of product
- Uses R290 refrigerant
- 115 volt



Catalog No.	Ext. Dim. W x D x H	No. Doors	No. Shlvs.	Cu. Ft.	Keg Capacity	Crated Wt.	HP	Each
19B02-114	59" x 27" x 37 1/4"	2	4	23.7	2	315	1/3	\$
19B02-115	69" x 27" x 37 1/4"	2	4	28	3	372	1/3	\$

Beer Dispensers, Deep Wells and Back Bars



## Commercial Grade Beer Dispenser



- CAPACITY: 4 pc 1/6 barrel, 2 pc 1/4 barrel, or 1 pc 1/2 barrel
- Stainless steel top, interior and floor
- Removable stainless steel drip tray
- Built-in blower pushes cold air into the tower
- Dual evaporator fans provide excellent air circulation and maximize performance
- Magnetic seal door has built-in keyed lock
- Door adjustable to open left or right hand
- 2" foam-in-place insulation on entire unit provides high efficiency cooling
- Heavy-duty rubber casters/2 pc with locking brake
- Tower is not included with dispenser. See adjacent page for options

- 1/5HP compressor
- 115V/60Hz
- Requires dedicated 20 amp circuit
- R290 refrigerant
- 24"W x 32"D x 40"H
- Weight: 150 lbs.

19U07-800

\$\$

**For Replacement Thermostats**

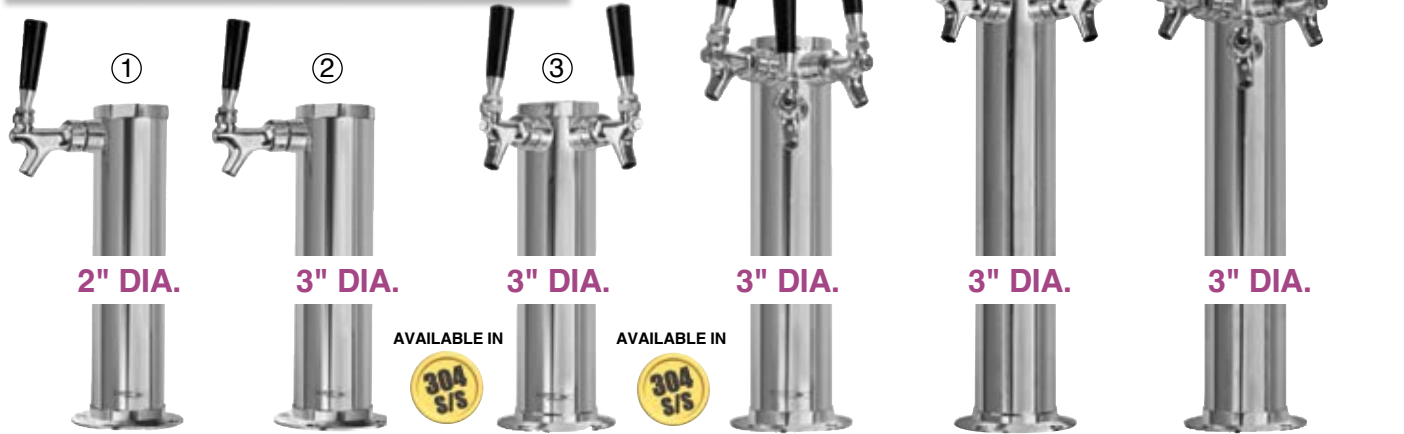


See page 110



# Column and "T" towers for Beverage-Air® Dispensers

**ALL COLUMNS INCLUDE:**  
 FAUCETS · 3/16" NSF BEER LINES  
 TAIL PIECES, HEX NUTS & WASHERS  
 Knobs included with the "BASIC" model only



BASIC (PLATED FAUCETS AND SHANKS)					
Ref. #	Catalog No.	Faucets	Height	4+	Each
1	11B03-191	1	12"	\$	\$
2	11B07-100	1	12"	\$	\$
3	11B07-103	2	12"	\$	\$
4	11B07-105	3	14-3/4"	\$	\$

PREMIUM NSF (PLATED FAUCETS AND SHANKS)					
Ref. #	Catalog No.	Faucets	Height	4+	Each
2	11B03-152	1	12"	\$	\$
3	11B03-154	2	12"	\$	\$
4	11B03-189	3	14-3/4"	\$	\$

GROWLER FILLER (PLATED FAUCETS AND SHANKS)					
Ref. #	Catalog No.	Faucets	Height	2+	Each
5	11Q09-440	2	16"	\$	\$
6	11Q09-442	3	16"	\$	\$

PREMIUM NSF (304 S/S CONTACT)					
Ref. #	Catalog No.	Faucets	Height	4+	Each
2	11E03-101	1	12"	\$	\$
3	11E03-102	2	12"	\$	\$
4	11E03-103	3	14-3/4"	\$	\$

PREMIUM NSF (PLATED FAUCETS AND SHANKS)				
Catalog No.	Faucets	Height	Width	Each
11B03-258	3	15"	12"	\$
11B03-260	4	15"	12"	\$
11B03-263	5	15"	15"	\$
11B03-265	6	15"	19"	\$
11B03-266	8	15"	19"	\$

PREMIUM NSF (304 S/S CONTACT)				
Catalog No.	Faucets	Height	Width	Each
11B03-267	3	15"	12"	\$
11B03-268	4	15"	12"	\$
11B03-269	5	15"	15"	\$
11B03-270	6	15"	19"	\$
11B03-271	8	15"	19"	\$

AVAILABLE IN

**KNOBS SOLD SEPARATELY**  
 FAUCET CLEARANCE 10-1/2"  
 FAUCET ON 3" CENTERS  
 8-FAUCETS HAVE FAUCETS ON 2-3/8" CENTERS

**PASS-THRU TOWERS FOR YOUR DISPENSER UNITS AVAILABLE UPON REQUEST**

**CONTACT YOUR SALES REPRESENTATIVE FOR PRICING AND AVAILABILITY**



Columns and Towers for Dispenser Units



# Recirculating Glycol Trunkline Systems

LET FOXX CUSTOM BUILD A TRUNKLINE TO YOUR EXACT SPECIFICATIONS

HIGH QUALITY MATERIALS • SKILLED LABOR • AFFORDABLE PRICES

At the core of our trunklines is Bev-Seal Ultra® Series 235 tubing by Accuflex.

**Bev-Seal Ultra® Series 235** POLYOLEFIN TUBE WITH INTERNAL DUAL BARRIER

INDIVIDUALLY NUMBERED AND COLOR CODED • PREVENTS FLAVOR PERMEATION • WORKS WITH PUNGENT FLAVORS



**Bev-Seal Ultra®**



**ALL NEW DESIGN INCORPORATES AN ADDITIONAL MOISTURE BARRIER  
ALLOWS FOR EASY "PEEL-BACK" OF ALL ADHESIVE TAPES**

Recirculating Glycol Trunkline Systems

**CUSTOM BUILT  
TO YOUR EXACT  
SPECIFICATIONS**

**GLYCOL INCOMING LINE**  
3/8" I.D. polyethylene tubing.  
**WHITE** tubing used until a secondary incoming line is required, then a **RED** incoming line will be added to distinguish between the two lines.

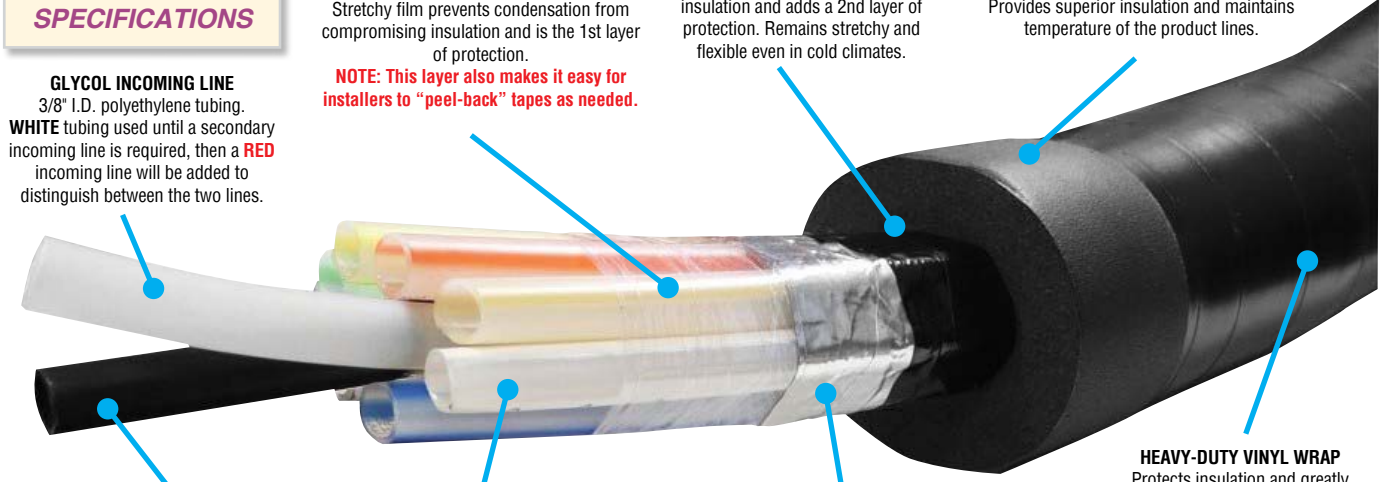
**GLYCOL OUTGOING LINE**  
3/8" I.D. polyethylene tubing.  
**BLACK** tubing used until a secondary outgoing line is required, then a **BLUE** outgoing line will be added to distinguish between the two.

**1ST LAYER MOISTURE BARRIER**  
Stretchy film prevents condensation from compromising insulation and is the 1st layer of protection.

**NOTE: This layer also makes it easy for installers to "peel-back" tapes as needed.**

**2ND LAYER MOISTURE BARRIER**  
Cold temperature vinyl tape prevents condensation from compromising insulation and adds a 2nd layer of protection. Remains stretchy and flexible even in cold climates.

**3/4" WALL INSULATION**  
Armaflex® Closed cell foam with antimicrobial protection. Resists mold and mildew. Provides superior insulation and maintains temperature of the product lines.



**BEV-SEAL ULTRA® SERIES 235 WITH GLAS-FLEX™ LINER**  
Accuflex's BEST tubing for all beverage transfer. All lines are color coded and numbered for easy identification.

**ALUMINUM FOIL TAPE**  
Transfers cold from glycol lines to product lines. Virtually NO ODOR to permeate product lines.

**HEAVY-DUTY VINYL WRAP**  
Protects insulation and greatly increases durability of trunkline. Makes installation quick and easy.

## NOW UP TO 16 LINES AVAILABLE ON ALL SIZES

1/4" I.D. PRODUCT LINES			
Catalog No.	Beer Lines	Glycol Lines	Per Foot
19H03-380	2	2	\$
19H03-381	3	2	\$
19H03-382	4	2	\$
19H03-383	5	2	\$
19H03-384	6	2	\$
19H03-385	8	2	\$
19H03-386	10	2	\$
19H03-387	12	4	\$
19H03-388	14	4	\$
19H03-389	16	4	\$

5/16" I.D. PRODUCT LINES			
Catalog No.	Beer Lines	Glycol Lines	Per Foot
19H03-280	2	2	\$
19H03-281	3	2	\$
19H03-282	4	2	\$
19H03-283	5	2	\$
19H03-284	6	2	\$
19H03-285	8	2	\$
19H03-286	10	4	\$
19H03-287	12	4	\$
19H03-288	14	4	\$
19H03-289	16	4	\$

3/8" I.D. PRODUCT LINES			
Catalog No.	Beer Lines	Glycol Lines	Per Foot
19H03-180	2	2	\$
19H03-181	3	2	\$
19H03-182	4	2	\$
19H03-183	5	2	\$
19H03-184	6	2	\$
19H03-185	8	2	\$
19H03-186	10	4	\$
19H03-187	12	4	\$
19H03-188	14	4	\$
19H03-189	16	4	\$



**Denver 800-525-2484**




**WARNING**  
CANCER AND REPRODUCTIVE HARM  
WWW.P65WARNINGS.CA.GOV

Prices subject to change without notice

## Forced Air Blowers and Mounting Brackets

PROVIDES SMOOTH, QUIET OPERATION • DAYTON® BLOWERS • FOXX MOUNTING BRACKETS



**12 CFM BLOWER**  
**1-1/4" DIA. TUBE**

115 / 60Hz  
Not for use with speed controllers



**50 CFM BLOWER**  
**2-1/2" DIA. TUBE**

115 / 60Hz  
Not for use with speed controllers

Catalog No.	Description	6+	3+	Each
19E03-208	Blower/Bracket Assy (12 CFM)	\$	\$	\$
19E03-108	Blower Only (12 CFM)	\$	\$	\$
19F09-130	Bracket Only (12 CFM)	\$	\$	\$

Catalog No.	Description	6+	3+	Each
19E03-209	Blower/Bracket Assy (50 CFM)	\$	\$	\$
19E03-109	Blower Only (50 CFM)	\$	\$	\$
19F09-131	Bracket Only (50 CFM)	\$	\$	\$



**131 CFM BLOWER**  
**3" DIA. TUBE**

115 / 60Hz  
Not for use with speed controllers



**273 CFM BLOWER**  
**3" DIA. TUBE**

115 / 60Hz  
Not for use with speed controllers

Catalog No.	Description	6+	3+	Each
19E03-210	Blower/Bracket Assy (131 CFM)	\$	\$	\$
19E03-110	Blower Only (131 CFM)	\$	\$	\$
19F09-132	Bracket Only (131 CFM)	\$	\$	\$

Catalog No.	Description	6+	3+	Each
19E03-214	Blower/Bracket Assy (273 CFM)	\$	\$	\$
19E03-114	Blower Only (273 CFM)	\$	\$	\$
19F09-133	Bracket Only (273 CFM)	\$	\$	\$

## Forced Air Column Connection Accessories

DESIGNED TO CHILL BEER LINES AND CIRCULATE COLD AIR THROUGH THE INTERIOR OF ANY COLUMN

Air Separator Kit attaches below the counter to connect column to a dual hose forced air system.

Air Baffle is placed onto the Air Separator to direct incoming air via the interior hose and up one side of the column, then the return flow is directed down the other side of the column and out the exterior hose. The Insulated Elbow is designed for use when space is very limited and a direct right angle bend is required. Also provides unobstructed air flow.

### AIR SEPARATOR KIT

3" DIA. INCOMING  
4" DIA. RETURN

#### INCLUDES:

- Items pictured plus
- 2 - Sealing gaskets
- 2 - Positioning plates
- Mounting screws
- Connection tape



19G09-104 \$\$

### AIR BAFFLE

ATTACHES TO  
THE TOP OF  
AIR SEPARATOR KIT

Goes inside column  
and separates  
incoming and return  
air flow



19G09-106 \$\$

### 90° ELBOW

3" DIA. INCOMING  
4" DIA. RETURN

REQUIRES  
10" CLEARANCE  
INSULATED




19G09-105 \$\$

Forced Air Blowers, Mounting Brackets and Connection



# Forced Air Ducting and Tube Insulation

USED TO CREATE A RECIRCULATING AIR SYSTEM TO KEEP BEER LINES COLD FROM WALK-IN TO TOWER



Armaflex™ Tube Insulation

Tigerflex® PVC Ducting

**GT™ SERIES PVC DUCTING**  
With rigid PVC helix for support

**TOUGH • DURABLE**  
**SLIDES EASILY**  
*(EVEN OVER ROUGH SURFACES)*

Catalog No.	I.D.	O.D.	Working Pressure		Min. Bend Radius at 68°	Prices Per Foot		
			68° F	104° F		50'+	25'+	Foot
19A01-169	1"	1.25"	25 PSI	8 PSI	1"	\$	\$	\$
19A01-170	1.5"	1.82"	20 PSI	7 PSI	1"	\$	\$	\$
19A01-168	2"	2.39"	15 PSI	6 PSI	2"	\$	\$	\$
19A01-171	3"	3.46"	10 PSI	5 PSI	3"	\$	\$	\$
19A01-172	4"	4.50"	8 PSI	4 PSI	3"	\$	\$	\$

Tigerflex® Tubing, Armaflex® Tube Insulation and Cable Ties



**Armaflex®**  
**FOAM TUBE INSULATION**

**CLOSED-CELL FOAM STRUCTURE**  
**PREVENTS MOISTURE WICKING**

**SOLD IN 6" SECTIONS ONLY**



**PRICES PER FOOT**

PROVIDES SUPERIOR PROTECTION AGAINST THERMAL LOSSES, CONDENSATION AND MOISTURE ACCUMULATION


Catalog No.	I.D.	Wall	36'+	18'+	6'+
19D05-111	1-5/8"	1/2"	\$	\$	\$
19D05-101	2-1/8"	1/2"	\$	\$	\$
19D05-102	2-5/8"	1/2"	\$	\$	\$

Catalog No.	I.D.	Wall	36'+	18'+	6'+
19D05-110	3-1/2"	1/2"	\$	\$	\$
-	-	-	-	-	-
19D05-109	4-1/2"	1/2"	\$	\$	\$



## Self-Locking Cable Ties

Heavy duty nylon with positive lock and non-slip.



Ref. #	Catalog No.	Description	1000+	500+	Each
1	14Q02-112	5.5" Standard (Black)	\$	\$	\$
1	14Q02-104	7.5" Standard (Natural)	\$	\$	\$
1	14Q02-110	7.5" Standard (Black)	\$	\$	\$
1	14Q02-102	15" Standard (Natural)	\$	\$	\$
1	14Q02-108	15" Standard (Black)	\$	\$	\$
1	14Q02-113	36" Standard (Black)	\$	\$	\$
2	14Q02-105	7.5" Screw Mount (Natural)	\$	\$	\$
2	14Q02-111	7.5" Screw Mount (Black)	\$	\$	\$
2	14Q02-101	14.5" Screw Mount (Natural)	\$	\$	\$
2	14Q02-107	14.5" Screw Mount (Black)	\$	\$	\$



**Denver 800-525-2484**



**WARNING**  
CANCER AND REPRODUCTIVE HARM  
WWW.P65WARNINGS.CA.GOV

Prices subject to change without notice



## Draft Beer Foam Preventers

**A MUST FOR ALL LONG DRAW SYSTEMS!!! — WILL SAVE YOU TIME AND \$\$\$**

Stops beer flow immediately after a keg empties. Keeps the supply lines full of beer instead of letting them fill with foam. Bartenders require less time to change kegs because the supply lines do not need to be cleared of gas and foam to get to “clear” beer. Servers do not have to wait to have their orders filled.



1  
WALL MOUNT  
OVER-FLOW BOTTLE 32 oz.  
STAINLESS STEEL HANGER



2  
WALL MOUNT  
INLET: 3/8" BARB IN PUSH-IN FITTING  
OUTLET: 3/8" BARB IN PUSH-IN FITTING

**SAVES ABOUT 4 PINTS OF BEER  
PER KEG ON AVERAGE -  
based on a 125' run using 3/8" supply lines**

3



CAN  
REVERSE  
MOUNT

3  
WALL MOUNT  
INLET: MALE OR FEMALE BEER THREAD  
OUTLET: MALE BEER THREAD

4



CAN  
REVERSE  
MOUNT

4  
WALL MOUNT  
INLET: 3/8" O.D. PUSH-IN FITTING  
OUTLET: 3/8" O.D. PUSH-IN FITTING

Ref. #	Catalog No.	Description	24+	12+	6+	Each
1	07D03-110	Overflow Bottle 32 oz.	\$	\$	\$	\$
Ref. #	Catalog No.	Description	25+	10+	5+	Each
2	07S07-151	3/8" Barbs or 3/8" Push-In	\$	\$	\$	\$

Ref. #	Catalog No.	Description	24+	12+	6+	Each
3	07B08-101	In/Out: Female Beer Thread	\$	\$	\$	\$
3	07B08-102	In/Out: Male Beer Thread	\$	\$	\$	\$
4	07B08-105	In/Out: 3/8" O.D. Push-in	\$	\$	\$	\$

Additional price breaks available on most items. Login to your website account or contact your sales representative for pricing.

## Premium Stainless Steel Foam Preventers



1  
WALL/KEG MOUNT  
INLET: FEMALE BEER THREAD  
OUTLET: MALE BEER THREAD




USE 07G09-108  
FOR THE  
RIGHT HAND MODEL

2  
WALL MOUNT  
INLET: 3/8" BARB OR PUSH-IN  
OUTLET: 3/8" BARB OR PUSH-IN



3  
WALL MOUNT  
INLET: 3/8" BARB OR PUSH-IN  
OUTLET: 3/8" BARB OR PUSH-IN



4  
WALL MOUNT  
INLET: MALE BEER THREAD  
OUTLET: MALE BEER THREAD

Ref. #	Catalog No.	Description	24+	12+	6+	Each
1	07C07-160	Female/Male Beer Thread	<b>DISCONTINUED</b>			\$
2	07G09-109	3/8" Barbs or 3/8" Push-In	\$	\$	\$	\$

Ref. #	Catalog No.	Description	24+	12+	6+	Each
3	07G09-104	3/8" Barbs or 3/8" Push-in	\$	\$	\$	\$
4	07G09-103	Male Beer Thread	\$	\$	\$	\$

Draft Beer Foam Preventers





GAS: 1/4" barb

LIQUID: Stepped  
3/8" & 1/2" barbs



# FLOJET® Beer Pump

CO<sub>2</sub> OR AIR DRIVEN – NEVER TOUCHES THE PRODUCT

Handles long and difficult runs  
Dispense speed can be altered without over carbonating  
Smooth beer flow and long pump life

Catalog No.	Description	12+	6+	Each
15F01-230	Beer Pump (with fittings)	\$	\$	\$
15F01-231	Fitting Set 2/pkg. (Straight)	\$	\$	\$
15F01-233	Fitting Set 2/pkg. (Elbow)	\$	\$	\$



GAS: 1/4" barb

LIQUID: 3/8" barbs



# SHURflo® Beer Pump

CO<sub>2</sub> OR AIR DRIVEN – NEVER TOUCHES THE PRODUCT

Handles long and difficult runs  
Dispense speed can be altered without over carbonating  
Smooth beer flow and long pump life

Catalog No.	Description	12+	6+	Each
15C07-150	Beer Pump (with fittings)	\$	\$	\$

SEE PAGE 23 FOR SELECTION OF AVAILABLE FITTINGS

Additional price breaks available on most items. Login to your website account or contact your sales representative for pricing.

## Flow Reversal Valve



**FLOJET®**

WORKS WITH  
FLOJET BEER PUMP

Allows cleaning solutions to be run in alternating directions for improved system cleaning.

15F01-232

24+ \$\$ 12+ \$\$ Ea. \$\$

## Single In-Line Leak Indicator

A SMALL LEAK (1/2 CUBIC FOOT/HOUR) WASTES MORE GAS EACH DAY THAN IT TAKES TO DISPENSE TWO 1/2 BARREL KEGS



3/8" barbs

Easily tell when you have a gas leak and how big the leak is in order to determine if service is required.

19M09-300 \$\$

## In-Line Flow Control

EASILY ADJUST BEER FLOW TO CORRECT POURING ISSUES

ALLEN WRENCH ADJUSTMENT (wrench included)

3/8" barbs




07B03-161

6+ \$\$ 3+ \$\$ Ea. \$\$

## Dual In-Line Leak Indicator

SAME AS THE SINGLE VERSION, BUT ALLOWS USER TO MONITOR TWO PRODUCT LINES INDEPENDENTLY



3/8" barbs

Provides user a significant savings when more than one gas line needs to be monitored.

19M09-301 \$\$



# McDantim Trumix® Nitrogen/CO<sub>2</sub> Blenders

FOR USE WHERE OVER CARBONATION IS A PROBLEM OR FOR DISPENSING LOW CARB "NITRO" BEERS

**ENDS FOAMING · CONSISTENT POURING · UP TO 15 KEGS/HOUR PER BLEND · ± 2% ACCURACY**



**CUSTOM BLENDS ARE AVAILABLE UPON REQUEST – CALL YOUR SALES REPRESENTATIVE FOR DETAILS**

## Single Blender

Has built-in adjustable secondary regulator

**19M09-100**  
25% CO<sub>2</sub> & 75% N<sub>2</sub>  
**19M09-101**  
60% CO<sub>2</sub> & 40% N<sub>2</sub>  
**19M09-102**  
70% CO<sub>2</sub> & 30% N<sub>2</sub>  
**\$\$**

## Dual Blender

Has built-in adjustable secondary regulators

**19M09-200**  
25% CO<sub>2</sub> & 75% N<sub>2</sub>  
60% CO<sub>2</sub> & 40% N<sub>2</sub>  
**19M09-201**  
25% CO<sub>2</sub> & 75% N<sub>2</sub>  
70% CO<sub>2</sub> & 30% N<sub>2</sub>  
**\$\$**


## Triple Blender

Will require adjustable secondary regulators

**19M09-210**  
25% CO<sub>2</sub> & 75% N<sub>2</sub>  
60% CO<sub>2</sub> & 40% N<sub>2</sub>  
75% CO<sub>2</sub> & 25% N<sub>2</sub>  
**HIGHER FLOW MODELS AVAILABLE UPON REQUEST**  
**\$\$**

### BACK-CHECK VALVE

Prevents liquids from backing up into the blender when blender shares gas supply with a carbonator



3/8" barbs Flow

19M09-400

**\$\$**

## In-Line Nitrogen Infusers

- Instantly infuses nitrogen at pour
- Provides a consistent, repeatable pour
- Provides a beautiful, lasting cascade
- Precision, adjustable control up to 25% N<sub>2</sub>
- Afterburner lengthens cascade by 29%
- Afterburner eliminates issues inherent to long-draw systems
- Nitro infusers can be used stand-alone or combines with the afterburner

Catalog No.	Description	4+	2+	Each
15N01-100	Infuser (Single)	\$	\$	\$
15N01-101	Infuser (Double)	\$	\$	\$
15N01-102	Afterburner (Single)	\$	\$	\$



# N2U Nitrogen Generators

INTRODUCING THE N2U SERIES — THE NEXT GENERATION OF NITROGEN GENERATORS



## Nitrobev 360 Sleek, compact design • Quiet operation ALL-IN-ONE NITROGEN GENERATOR SYSTEM

- PRODUCES: 99.7+ % pure nitrogen
- VOLUME: 1.8 cubic feet per hour
- ELECTRICAL: 115V 0 60 Hz
- DIMENSIONS: 18"L x 18" H x 8" W
- WEIGHT: 54 lbs

19M04-100



## N2U Nitrogen Generators With Storage Tank

304 S/S HOUSING • OIL-FREE COMPRESSOR • COPPER PIPING • EASY ACCESS PANEL

SHIPS DIRECTLY FROM THE MANUFACTURER – ILLINOIS



Nitrogen Generators

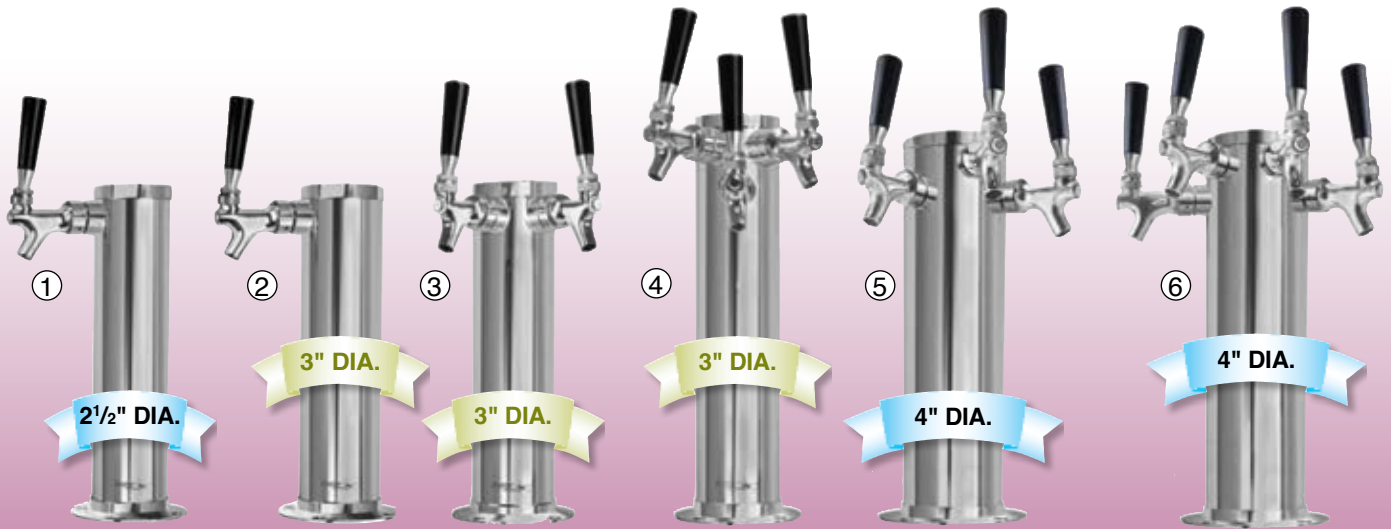
Catalog No.	Volume	Kegs per Month	Electrical	Dedicated Circuit	Dimensions	Weight	Price
19M04-101	3 cubic feet per hour	Up to 100	120 V / 60 Hz	15 Amp	40.5" H x 15" W x 13" D	79 lbs	\$
19M04-102	14 cubic feet per hour	Up to 200	120 V / 60 Hz	15 Amp	51" H x 19" W x 13" D	97 lbs	\$
19M04-103	32 cubic feet per hour	Over 200+	120 V / 60 Hz	15 Amp	51" H x 19" W x 13" D	108 lbs	\$





## Basic Polished Stainless Steel Column

ALL COLUMNS INCLUDE: CHROME PLATED FAUCETS, KNOBS, 3/16" NSF BEER LINES, TAIL PIECES, HEX NUTS & WASHERS



### AIR COOLED

Ref. #	Catalog No.	Faucets	Height	4+	Each
1	11B03-191	1	12"	\$	\$
2	11B07-100	1	12"	\$	\$
3	11B07-103	2	12"	\$	\$
4	11B07-105	3	14-3/4"	\$	\$
5	11B03-192	3	14-3/4"	\$	\$
6	11B03-195	4	14-3/4"	\$	\$

### GLYCOL COOLED

Ref. #	Catalog No.	Faucets	Height	4+	Each
1	-	-	-	-	-
2	19H03-100	1	12"	\$	\$
3	19H03-103	2	12"	\$	\$
4	19H03-105	3	14-3/4"	\$	\$
5	19H03-194	3	14-3/4"	\$	\$
6	19H03-198	4	14-3/4"	\$	\$

Additional price breaks available on most items. Login to your website account or contact your sales representative for pricing.

## Basic Polished Stainless Steel PVD Gold Columns

ALL GLYCOL COLUMNS HAVE: 3/8" COPPER COOLING LOOP ATTACHED TO SHANK(S) WITH 3/8" BARBED ENDS



### AIR COOLED

Ref. #	Catalog No.	Faucets	Height	4+	Each
1	11B03-151	1	12"	\$	\$
2	11B03-153	2	12"	\$	\$
3	11B03-190	3	14-3/4"	\$	\$

### GLYCOL COOLED

Ref. #	Catalog No.	Faucets	Height	4+	Each
1	19H03-191	1	12"	\$	\$
2	19H03-193	2	12"	\$	\$
3	19H03-197	3	14-3/4"	\$	\$

## Premium NSF Columns (Plated Brass Contact)

INCLUDES: FAUCETS, 3/16" BEER LINES, TAIL PIECES, HEX NUTS & WASHERS


FAUCET KNOBS SOLD SEPARATELY



**CHROME PLATED  
FAUCETS  
AND SHANKS  
WITH A  
POLISHED  
STAINLESS STEEL  
BASE**



**CHROME PLATED  
FAUCETS  
AND SHANKS  
WITH A  
POLISHED  
STAINLESS STEEL  
BASE**



AIR COOLED					
Catalog No.	Faucets	Diameter	Height	4+	Each
11B03-152	1	3"	12"	\$	\$
11B03-154	2	3"	12"	\$	\$
11B03-189	3	3"	14-3/4"	\$	\$

GLYCOL COOLED					
Catalog No.	Faucets	Diameter	Height	2+	Each
19H03-190	1	3"	12"	\$	\$
19H03-192	2	3"	12"	\$	\$
19H03-196	3	3"	14-3/4"	\$	\$

Additional price breaks available on most items. Login to your website account or contact your sales representative for pricing.

## Premium NSF Columns (304 S/S Contact)

INCLUDES: FAUCETS, 3/16" BEER LINES, TAIL PIECES, HEX NUTS & WASHERS

FAUCET KNOBS SOLD SEPARATELY



**304 S/S CONTACT  
INCLUDES  
FAUCET, SHANKS  
AND TAILPIECES  
COLUMN IS  
POLISHED  
STAINLESS STEEL**



**GLYCOL COLUMNS  
HAVE A  
3/8" DIAMETER  
COPPER LOOP  
FITTED WITH  
3/8" BARBED  
ENDS**



AIR COOLED					
Catalog No.	Faucets	Diameter	Height	4+	Each
11E03-101	1	3"	12"	\$	\$
11E03-102	2	3"	12"	\$	\$
11E03-103	3	3"	14-3/4"	\$	\$

GLYCOL COOLED					
Catalog No.	Faucets	Diameter	Height	2+	Each
11E03-111	1	3"	12"	\$	\$
11E03-112	2	3"	12"	\$	\$
11E03-113	3	3"	14-3/4"	\$	\$

Premium NSF Columns



## Growler Filling Columns (16" Tall)


TALLER DESIGN ALLOWS FOR EASY FILLING OF VARIOUS SIZES AND TYPES OF GROWLERS

3" DIAMETER STAINLESS STEEL BASE • STANDARD CHROMED FAUCETS • KNOBS SOLD SEPARATELY

### 2 FAUCET MODELS

11Q09-440 (Air)


2+ \$\$  
Ea. \$\$



### 3 FAUCET MODELS

11Q09-442 (Air)

2+ \$\$  
Ea. \$\$

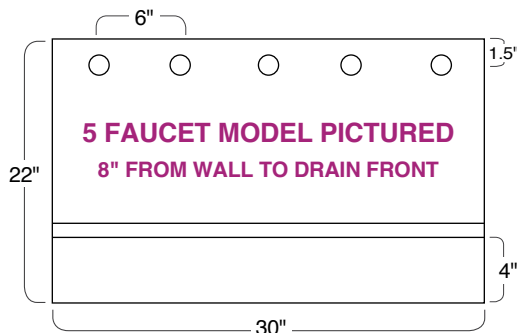


## 22" Tall Wall Mount Growler Filling Stations

TALLER DESIGN ALLOWS FOR EASY FILLING OF VARIOUS SIZES AND TYPES OF GROWLERS



Growler Filling Stations



SHANKS, FAUCETS, KNOBS ARE SOLD SEPARATELY

Catalog No.	Faucets	Length	Width	Height	Each
11C01-100	2	12"	8"	22"	\$
11C01-101	3	18"	8"	22"	\$
11C01-102	4	24"	8"	22"	\$
11C01-103	5	30"	8"	22"	\$
11C01-104	6	36"	8"	22"	\$
11C01-105	7	42"	8"	22"	\$
11C01-106	8	48"	8"	22"	\$

## Clamp-on Stainless Steel Drain

USED TO DISPENSE FROM A TEMPORARY LOCATION

FITS ALL 3" DIAMETER COLUMNS

- Heavy-duty
- All stainless construction
- C-Clamp has up to 3-7/8" height clearance, 3-1/2" deep clearance and is reinforced
- Removable stainless steel drain grate measures 5" W x 7-1/2" L
- 1/2" plastic drain fitting

COLUMN SOLD SEPARATELY

11A03-102

\$\$


EASILY ATTACHES TO MOST COUNTERS

## Mounting Hardware for Columns



### #10-32 S/S BOLT / WASHER / NUT ASSEMBLY

Catalog No.	Description	25+	10+	Each
04T03-110	3-1/2" Length Assembly	\$	\$	\$
04T03-111	4" Length Assembly	\$	\$	\$



### 1/4"-20 S/S BOLT / WASHER / NUT ASSEMBLY

Catalog No.	Description	25+	10+	Each
04T03-210	3-1/2" Length Assembly	\$	\$	\$
04T03-211	4" Length Assembly	\$	\$	\$



### STAINLESS STEEL SCREWS

Catalog No.	Description	25+	10+	Each
04T03-302	#8 x 1-1/4" Length	\$	\$	\$
04T03-303	#10 x 1-1/2" Length	\$	\$	\$

### SOLID BRASS SCREWS

Catalog No.	Description	25+	10+	Each
04T03-300	#8 x 1-1/4" Length	\$	\$	\$
04T03-301	#10 x 1-1/2" Length	\$	\$	\$

## Column Replacement Parts – Will Fit Most Columns



Additional price breaks available on most items. Login to your website account or contact your sales representative for pricing.



Ref.#	Catalog No.	Description	Each
1	12B03-178	Snap Ring (for Shank Sleeve)	\$
2	12B03-179	Sleeve, Shank	\$
3	12K03-181	Coupling Ring, Faucet (Chrome) Smooth	\$
4	12B03-180	Coupling Ring, Faucet (PVD Gold) Knurled	\$
5	12B03-181	Coupling Ring, Faucet (Chrome) Knurled	\$
6	12B03-160	Spacer, Column Shank (Chrome) Plastic	\$
7	12B03-159	Spacer, Column Shank (PVD Gold) Plastic	\$
8	12B03-161	Flange, Column (Nylon)	\$
9	12B03-162	Lock Nut, Column Shank (Brass)	\$

Ref.#	Catalog No.	Description	Each
10	12B03-226	Grommet (for Compression Shanks)	\$
11	12B03-186	Compression Nut (for Compression Shanks)	\$
12	12B03-195	90° 3/16" Barb (for Compression Shanks)	\$
13	12B03-188	Dome, 2-1/2" Diameter (Chrome)	\$
14	12K03-207	Dome, 3" Diameter (Chrome)	\$
15	12K03-206	Dome, 3" Diameter (Brass)	\$
16	12B03-155	Dome, 4" Diameter (Chrome)	\$
17	12B03-233	Mounting Gasket (for 3" Diameter Columns)	\$





## Chrome Plated Brass Column Shanks



1/4" Bore  
1/4" Barb

REMOVABLE BARB

12K03-200

6+ **\$\$**

3+ **\$\$** Ea. **\$\$**



3/16" Bore  
1/4" Barb

WELDED IN PLACE BARB

12K03-202

6+ **\$\$**

3+ **\$\$** Ea. **\$\$**



1/4" Bore  
5/16" Barb  
Fits 1/4" vinyl

12K03-204

6+ **\$\$**

3+ **\$\$** Ea. **\$\$**



## 304 Grade Stainless Steel Column Shanks



1/4" Bore  
1/4" Barb

REMOVABLE BARB

12B03-196

6+ **\$\$**

3+ **\$\$** Ea. **\$\$**



3/16" Bore  
1/4" Barb

WELDED IN PLACE BARB

12K03-201

6+ **\$\$**

3+ **\$\$** Ea. **\$\$**



1/4" Bore  
5/16" Barb

12K03-205

6+ **\$\$**

3+ **\$\$** Ea. **\$\$**



1/4" Bore  
1/4" Barb

12B03-201

6+ **\$\$**

3+ **\$\$** Ea. **\$\$**



1/4" Bore  
1/4" Barb

12B03-293

6+ **\$\$**

3+ **\$\$** Ea. **\$\$**

Additional price breaks available on most items. Login to your website account or contact your sales representative for pricing.

## Expansion Kits for 3" Diameter Columns

KITS INCREASE THE NUMBER OF DISPENSING FAUCETS TO ANY EXISTING 3" DIAMETER COLUMN



BRASS EXPANSION KITS AVAILABLE UPON REQUEST

ALL KITS INCLUDE: A DRILL BIT AND THREE MOUNTING SCREWS

Changes Double Faucet Tower into a Triple Faucet Tower

Changes Single Faucet Tower into a Triple Faucet Tower

Changes Single Faucet Tower into a Double Faucet Tower

### DOUBLE TO TRIPLE FAUCET

#### KROME DISPENSE BRAND

Catalog No.	Description	6+	Each
11K33-104	Includes 1 Shank	\$	\$

#### ABECO BRAND

Catalog No.	Description	5+	Each
11A33-104	Includes 1 Shank	\$	\$
11A33-101	Shank not included	\$	\$

### SINGLE TO TRIPLE FAUCET

#### KROME DISPENSE BRAND

Catalog No.	Description	5+	Each
11K33-106	Includes 2 Shanks	\$	\$

#### ABECO BRAND

Catalog No.	Description	5+	Each
11A33-106	Includes 2 Shanks	\$	\$

### SINGLE TO DOUBLE FAUCET

#### KROME DISPENSE BRAND

Catalog No.	Description	6+	Each
11K33-110	Includes 1 Shank	\$	\$

#### ABECO BRAND

Catalog No.	Description	5+	Each
11A33-110	Includes 1 Shank	\$	\$
11A33-108	Shank not included	\$	\$



Column Shanks and Column Expansion Kits



# Premium NSF "T" and Pass-Thru Towers

## WITH CHROME PLATED FAUCETS AND SHANKS – S/S EXTERIOR

OVERALL HEIGHT 15" • FAUCET CLEARANCE 10-1/2" • FAUCETS ON 3" CENTERS • KNOBS SOLD SEPARATELY

### "T" TOWER 3" DIA. COLUMN



8-FAUCET "T" TOWERS HAVE FAUCETS ON 2-3/8" CENTERS

### 304 S/S Tower Shank

HAS A WELDED 1/4" BARBED 90° ELBOW



#### 1-3/4" LENGTH

Catalog No.	12+	6+	Each
12B03-318	\$	\$	\$

#### AIR COOLED

Catalog No.	Faucets	Width	Each
11B03-258	3	12"	\$
11B03-260	4	12"	\$
11B03-263	5	15"	\$
11B03-265	6	19"	\$
11B03-266	8	19"	\$

#### "MAX-CHILL" GLYCOL COOLED

Catalog No.	Faucets	Width	Each
11B03-113	3	12"	\$
11B03-104	4	12"	\$
11B03-105	5	15"	\$
11B03-106	6	19"	\$
11B03-108	8	19"	\$

### PASS-THRU TOWER 3" DIA. COLUMN

#### AIR COOLED

Catalog No.	Faucets	Width	Each
11A03-266	8	24"	\$
11A03-271	10	30"	\$
11A03-274	12	37"	\$

#### "MAX-CHILL" GLYCOL COOLED

Catalog No.	Faucets	Width	Each
11A03-268	8	24"	\$
11A03-273	10	30"	\$
11A03-276	12	37"	\$



COLUMN SPACING ON CENTERS

8 Faucets = 15-1/2"  
10 or 12 Faucets = 21-1/2"



ALL MODELS AVAILABLE WITH "MAX-CHILL" GLYCOL SYSTEM  
Insures shanks/faucets stay cold

Premium NSF "T" and Pass-Thru Towers



8-FAUCET "T" TOWERS HAVE FAUCETS ON 2-3/8" CENTERS

### 304 S/S Tower Shank

HAS A WELDED 1/4" BARBED 90° ELBOW



#### 3" LENGTH

Catalog No.	12+	6+	Each
12A03-218	\$	\$	\$

### "T" TOWER 4" SQUARE COLUMN

#### AIR COOLED

Catalog No.	Faucets	Width	Each
11B03-401	3	12"	\$
11B03-402	4	12"	\$
11B03-403	5	15"	\$
11B03-404	6	19"	\$
11B03-405	8	19"	\$

#### "MAX-CHILL" GLYCOL COOLED

Catalog No.	Faucets	Width	Each
11B03-501	3	12"	\$
11B03-502	4	12"	\$
11B03-503	5	15"	\$
11B03-504	6	19"	\$
11B03-505	8	19"	\$

### PASS-THRU TOWER 4" SQUARE COLUMN

#### AIR COOLED

Catalog No.	Faucets	Width	Each
11A03-403	8	24"	\$
11A03-404	10	30"	\$
11A03-405	12	36"	\$

#### "MAX-CHILL" GLYCOL COOLED

Catalog No.	Faucets	Width	Each
11A03-503	8	24"	\$
11A03-504	10	30"	\$
11A03-505	12	36"	\$



COLUMN SPACING ON CENTERS

8 Faucets = 15-1/2"  
10 or 12 Faucets = 21-1/2"



# Premium NSF "T" and Pass-Thru Towers (304 S/S Contact)

WITH 304 GRADE STAINLESS STEEL FAUCETS AND SHANKS – S/S EXTERIOR

OVERALL HEIGHT 15" • FAUCET CLEARANCE 10-1/2" • FAUCETS ON 3" CENTERS • KNOBS SOLD SEPARATELY

## "T" TOWER 3" DIA. COLUMN

AIR COOLED			
Catalog No.	Faucets	Width	Each
11B03-267	3	12"	\$
11B03-268	4	12"	\$
11B03-269	5	15"	\$
11B03-270	6	19"	\$
11B03-271	8	19"	\$
"MAX-CHILL" GLYCOL COOLED			
Catalog No.	Faucets	Width	Each
11B03-272	3	12"	\$
11B03-273	4	12"	\$
11B03-274	5	15"	\$
11B03-275	6	19"	\$
11B03-276	8	19"	\$

## PASS-THRU TOWER 3" DIA. COLUMN

AIR COOLED			
Catalog No.	Faucets	Width	Each
11B03-277	8	24"	\$
11B03-278	10	30"	\$
11B03-279	12	37"	\$
"MAX-CHILL" GLYCOL COOLED			
Catalog No.	Faucets	Width	Each
11B03-280	8	24"	\$
11B03-281	10	30"	\$
11B03-282	12	37"	\$

ALL MODELS AVAILABLE WITH  
"MAX-CHILL" GLYCOL SYSTEM  
Insures shanks/faucets stay cold



## 304 S/S Tower Shank

HAS A WELDED  
1/4" BARBED  
90° ELBOW



1-3/4" LENGTH			
Catalog No.	12+	6+	Each
12B03-318	\$	\$	\$



8-FAUCET  
"T" TOWERS  
HAVE  
FAUCETS  
ON 2-3/8"  
CENTERS



COLUMN SPACING  
ON CENTERS

8 Faucets = 15-1/2"  
10 or 12 Faucets = 21-1/2"

## "T" TOWER 4" SQUARE COLUMN

AIR COOLED			
Catalog No.	Faucets	Width	Each
11B03-283	3	12"	\$
11B03-284	4	12"	\$
11B03-285	5	15"	\$
11B03-286	6	19"	\$
11B03-287	8	19"	\$
"MAX-CHILL" GLYCOL COOLED			
Catalog No.	Faucets	Width	Each
11B03-288	3	12"	\$
11B03-290	4	12"	\$
11B03-291	5	15"	\$
11B03-292	6	19"	\$
11B03-293	8	19"	\$

## PASS-THRU TOWER 4" SQUARE COLUMN

AIR COOLED			
Catalog No.	Faucets	Width	Each
11B03-302	8	24"	\$
11B03-303	10	30"	\$
11B03-304	12	36"	\$
"MAX-CHILL" GLYCOL COOLED			
Catalog No.	Faucets	Width	Each
11B03-305	8	24"	\$
11B03-306	10	30"	\$
11B03-307	12	36"	\$

## 304 S/S Tower Shank

HAS A WELDED  
1/4" BARBED  
90° ELBOW



3" LENGTH			
Catalog No.	12+	6+	Each
12A03-218	\$	\$	\$



8-FAUCET  
"T" TOWERS  
HAVE  
FAUCETS  
ON 2-3/8"  
CENTERS



COLUMN SPACING ON CENTERS

8 Faucets = 15-1/2"  
10 or 12 Faucets = 21-1/2"



## The "Big Boy" Stainless Steel Pass-Thru Towers

HEAVY DUTY • RELIABLE SERVICE • WELL INSULATED • GLYCOL READY



NOTE: All beer and glycol lines are split with half down each leg.

4" diameter pedestals  
10-1/2" faucet clearance  
15" height x 7" width

**PURCHASE KNOBS SEPARATELY**


Catalog No.	Faucets	Overall Length	Pedestals on centers	Faucets on centers	Each
11Q09-600	14	45"	29"	3.2"	\$
11Q09-601	16	45"	29"	3"	\$
11Q09-602	18	60"	36"	3.3"	\$
11Q09-603	20	60"	36"	3"	\$
11Q09-604	24	72"	44"	3"	\$

**AFFORDABLY PRICED**

## Dual-Sided Stainless Steel "T" and Pass-Thru Towers

HEAVY DUTY • RELIABLE SERVICE • WELL INSULATED • GLYCOL READY

**PURCHASE KNOBS SEPARATELY**



NOTE: All product and glycol lines are split with half down each leg.

"T" TOWERS (ONE PEDESTAL)					
Catalog No.	Faucets	Overall Length	Pedestals on centers	Faucets on centers	Each
11Q09-500	12 (6/side)	18"	N/A	3"	\$
11Q09-501	16 (8/side)	20"	N/A	2.5"	\$

PASS-THRU TOWERS (TWO PEDESTALS)					
Catalog No.	Faucets	Overall Length	Pedestals on centers	Faucets on centers	Each
11Q09-503	20 (10/SIDE)	30"	21-1/2"	3"	\$
11Q09-504	24 (12/SIDE)	36"	21-1/2"	3"	\$
11Q09-505	28 (14/SIDE)	45"	29"	3.2"	\$
11Q09-506	32 (16/SIDE)	45"	29"	3"	\$

**AFFORDABLY PRICED**

4" diameter pedestals  
10-1/2" faucet height  
15" height x 7" width

## Basic Stainless Steel "T" and Pass-Thru Towers

HEAVY DUTY • RELIABLE SERVICE • WELL INSULATED • GLYCOL READY



**PURCHASE KNOBS SEPARATELY**

"T" TOWERS (ONE PEDESTAL)					
Catalog No.	Faucets	Overall Length	Pedestals on centers	Faucets on centers	Each
11Q09-703	4	12"	N/A	3"	\$
11Q09-705	6	18"	N/A	3"	\$
11Q09-706	8	20"	N/A	2-1/2"	\$

PASS-THRU TOWERS (TWO PEDESTALS)					
Catalog No.	Faucets	Overall Length	Pedestals on centers	Faucets on centers	Each
11Q09-707	6	24"	15-1/2"	4-1/2"	\$
11Q09-708	8	24"	15-1/2"	3"	\$
11Q09-709	10	30"	21-1/2"	3"	\$
11Q09-710	12	36"	21-1/2"	3"	\$

**AFFORDABLY PRICED**

3" diameter pedestals  
10-1/2" faucet clearance  
15" height x 7" width

"Big Boy", Dual-Sided, Basic "T" and Pass-Thru Towers






# Under Bar and Wall Mount Dispensing Stations

With Chrome Plated Brass Faucets and Shanks

AIR OR GLYCOL SYSTEMS AVAILABLE • HEAVY-DUTY 16 GAUGE STAINLESS STEEL CONSTRUCTION

INCLUDES: Station, faucets, shanks, mounting box. Air systems include a 3" O.D. brass tube for easy connection to flex-hose (8 to 12 faucets have 2 tubes)



SIDE VIEW OF UNDER BAR



SIDE VIEW OF WALL MOUNT



FRONT VIEW OF EITHER UNDER BAR OR WALL MOUNT

**MODELS UP TO 24 FAUCETS AVAILABLE**

Overall height: 14"  
Wall to drain front: 6-1/2"  
Faucets on center: 3"  
Under Bar brass tube: 6" L  
Wall Mount brass tube: 8" L



UNDER BAR MOUNT				
Catalog No.	Faucets	Length	Air/Glycol	Each
11Q09-102	2 Faucet	15"	Air	\$
11Q09-112	2 Faucet	15"	Glycol	\$
11Q09-103	3 Faucet	15"	Air	\$
11Q09-113	3 Faucet	15"	Glycol	\$
11Q09-104	4 Faucet	15"	Air	\$
11Q09-114	4 Faucet	15"	Glycol	\$
11Q09-105	5 Faucet	24"	Air	\$
11Q09-115	5 Faucet	24"	Glycol	\$
11Q09-106	6 Faucet	24"	Air	\$
11Q09-116	6 Faucet	24"	Glycol	\$
11Q09-108	8 Faucet	30"	Air	\$
11Q09-118	8 Faucet	30"	Glycol	\$
11Q09-110	10 Faucet	36"	Air	\$
11Q09-120	10 Faucet	36"	Glycol	\$
11Q09-122	12 Faucet	48"	Air	\$
11Q09-132	12 Faucet	48"	Glycol	\$

WALL MOUNT				
Catalog No.	Faucets	Length	Air/Glycol	Each
11Q09-202	2 Faucet	15"	Air	\$
11Q09-212	2 Faucet	15"	Glycol	\$
11Q09-203	3 Faucet	15"	Air	\$
11Q09-213	3 Faucet	15"	Glycol	\$
11Q09-204	4 Faucet	15"	Air	\$
11Q09-214	4 Faucet	15"	Glycol	\$
11Q09-205	5 Faucet	24"	Air	\$
11Q09-215	5 Faucet	24"	Glycol	\$
11Q09-206	6 Faucet	24"	Air	\$
11Q09-216	6 Faucet	24"	Glycol	\$
11Q09-208	8 Faucet	30"	Air	\$
11Q09-218	8 Faucet	30"	Glycol	\$
11Q09-210	10 Faucet	36"	Air	\$
11Q09-220	10 Faucet	36"	Glycol	\$
11Q09-222	12 Faucet	48"	Air	\$
11Q09-232	12 Faucet	48"	Glycol	\$



## 304 Grade S/S Liquid Contact Dispensers

UPGRADED TO 304 GRADE S/S FAUCETS AND SHANKS



UNDER BAR MOUNT				
Catalog No.	Faucets	Length	Air/Glycol	Each
11Q09-302	2 Faucet	15"	Air	\$
11Q09-312	2 Faucet	15"	Glycol	\$
11Q09-303	3 Faucet	15"	Air	\$
11Q09-313	3 Faucet	15"	Glycol	\$
11Q09-304	4 Faucet	15"	Air	\$
11Q09-314	4 Faucet	15"	Glycol	\$
11Q09-305	5 Faucet	24"	Air	\$
11Q09-315	5 Faucet	24"	Glycol	\$
11Q09-306	6 Faucet	24"	Air	\$
11Q09-316	6 Faucet	24"	Glycol	\$
11Q09-308	8 Faucet	30"	Air	\$
11Q09-318	8 Faucet	30"	Glycol	\$
11Q09-310	10 Faucet	36"	Air	\$
11Q09-320	10 Faucet	36"	Glycol	\$
11Q09-322	12 Faucet	48"	Air	\$
11Q09-332	12 Faucet	48"	Glycol	\$

WALL MOUNT				
Catalog No.	Faucets	Length	Air/Glycol	Each
11Q09-402	2 Faucet	15"	Air	\$
11Q09-412	2 Faucet	15"	Glycol	\$
11Q09-403	3 Faucet	15"	Air	\$
11Q09-413	3 Faucet	15"	Glycol	\$
11Q09-404	4 Faucet	15"	Air	\$
11Q09-414	4 Faucet	15"	Glycol	\$
11Q09-405	5 Faucet	24"	Air	\$
11Q09-415	5 Faucet	24"	Glycol	\$
11Q09-406	6 Faucet	24"	Air	\$
11Q09-416	6 Faucet	24"	Glycol	\$
11Q09-408	8 Faucet	30"	Air	\$
11Q09-418	8 Faucet	30"	Glycol	\$
11Q09-410	10 Faucet	36"	Air	\$
11Q09-420	10 Faucet	36"	Glycol	\$
11Q09-422	12 Faucet	48"	Air	\$
11Q09-432	12 Faucet	48"	Glycol	\$

## Wall Mount "Boxed" S/S Dispenser Housings

FOR AIR OR GLYCOL SYSTEMS • HEAVY-DUTY 16 GAUGE STAINLESS STEEL CONSTRUCTION

Faucets and Shanks • Sold Separately



- 2 pc. construction: Box mounts to wall then wall mount drain attaches to box once shanks/faucets have been attached and insulated
- Drain pan measures: 8" D x 1" H x Length listed
- Box measures: 6" D x 15" H x Length listed
- Shank hole spacing: 3" on centers
- 1/2" BSP x 2" length drain tube

Catalog No.	Shank Holes	Length	Each
11F09-424	4 Holes	16" Tray	\$
11F09-426	6 Holes	22" Tray	\$
11F09-428	8 Holes	28" Tray	\$
11F09-410	10 Holes	34" Tray	\$
11F09-429	12 Holes	40" Tray	\$

## Under Bar Dispensing Stations with Legs

With Chrome Plated Brass Faucets and Shanks

AIR OR GLYCOL SYSTEMS AVAILABLE • HEAVY-DUTY 16 GAUGE STAINLESS STEEL CONSTRUCTION

INCLUDES: Station, faucets, shanks, legs, mounting box, mounting brackets. Air systems have two 4" O.D. S/S tubes. 6" length attached to the bottom of the box for easy connection to a 4" diameter flexible hose.



Overall height: 14" • Drain depth: 6-1/4"  
 Faucet spacing: 3" • Leg adjustment 3"  
 Box: 5" H x 7" D x dispenser length

**MODELS  
UP TO 24  
FAUCETS  
AVAILABLE**



OR



### IMPORTANT

**ALL LEGS ARE CUSTOM  
FITTED TO BAR HEIGHT**

**WE WILL REQUIRE  
THE EXACT MEASUREMENTS  
FROM THE FLOOR TO THE  
BOTTOM (UNDERSIDE)  
OF THE BAR TOP  
WHERE THE DISPENSER  
IS TO BE INSTALLED.**

DROP SHIPPED FROM MFG.  
LEGS ARE SHIPPED UNATTACHED  
FROM THE DISPENSER

#### AIR COOLED

Catalog No.	Faucets	Length	Each
11Q09-333	14 Faucets	48" Tray	\$
11Q09-334	16 Faucets	48" Tray	\$
11Q09-335	18 Faucets	60" Tray	\$
11Q09-336	20 Faucets	60" Tray	\$
11Q09-337	24 Faucets	76" Tray	\$

#### GLYCOL COOLED

Catalog No.	Faucets	Length	Each
11Q09-338	14 Faucets	48" Tray	\$
11Q09-339	16 Faucets	48" Tray	\$
11Q09-340	18 Faucets	60" Tray	\$
11Q09-341	20 Faucets	60" Tray	\$
11Q09-342	24 Faucets	76" Tray	\$



## 304 Grade Stainless Steel Towers

ALL 304 S/S LIQUID CONTACT (FAUCETS, SHANKS AND PRODUCT LINES) • **COOLTAP** SHANK TECHNOLOGY

**ALL TOWERS ARE MANUFACTURED OF HEAVY GAUGE STAINLESS STEEL AND HIGHLY POLISHED TO A MIRROR FINISH.**

Shanks bolt into large aluminum blocks with copper glycol lines passing through the blocks to insure optimal cooling. Beer lines and glycol lines are bundled together in an insulated, foiled enclosure providing efficient convection cooling of beer lines. Thermo-seals are used to separate the cooling blocks from the body to insure no condensation on the tower. 3/16" ID product lines are 304 grade S/S with 1/4" barbed ends extending out past bottom of tower (additional restriction will need to be applied). 3/8" OD copper glycol lines with 3/8" barbed ends extending out past bottom of tower for easy connection. Shanks and faucets are 304 grade S/S as well.

# Metron

4" diameter pedestals • 3" faucet centers  
 12" faucet clearance • width on centers  
 3/16" ID 304 S/S product lines with 1/4" barbed ends  
 3/8" OD copper glycol lines with 3/8" barbed ends

Catalog No.	Faucets	Lbs. of Restriction	Width	Each
11U07-350	8	7-1/2 lbs.	31-35/64"	\$
11U07-351	10	7 lbs.	37-29/64"	\$
11U07-352	12	7 lbs.	43-23/64"	\$
11U07-353	14	7-1/2 lbs.	49-1/4"	\$
11U07-354	16	7-1/2 lbs.	57-3/8"	\$



# Norma

4" diameter pedestals • 3" faucet centers  
 12" faucet clearance • width on centers  
 3/16" ID 304 S/S product lines with 1/4" barbed ends  
 3/8" OD copper glycol lines with 3/8" barbed ends

Catalog No.	Faucets	Lbs. of Restriction	Width	Each
11U07-360	8	7-1/2 lbs.	32-21/64"	\$
11U07-361	10	7 lbs.	38-15/64"	\$
11U07-362	12	7 lbs.	44-9/64"	\$
11U07-363	14	7-1/2 lbs.	52-1/8"	\$
11U07-364	16	7-1/2 lbs.	53-1/2"	\$



# Atlas

4" diameter pedestals • 3" faucet centers  
 12" faucet clearance • width on centers  
 3/16" ID 304 S/S product lines with 1/4" barbed ends  
 3/8" OD copper glycol lines with 3/8" barbed ends

Catalog No.	Faucets	Lbs. of Restrictions	Width	Each
11U07-370	8	7-1/2 lbs.	38-15/32"	\$
11U07-371	10	6-1/2 lbs.	44-3/8"	\$
11U07-372	12	7 lbs.	50-9/32"	\$
11U07-373	14	7-1/2 lbs.	56-3/16"	\$



304 Grade Stainless Steel Towers

# 304 Grade Stainless Steel Towers

ALL 304 S/S FAUCETS, SHANKS AND 3/16" PRODUCT LINES • **COOLTAP** SHANK TECHNOLOGY

**ALL TOWERS ARE MANUFACTURED OF HEAVY GAUGE STAINLESS STEEL AND HIGHLY POLISHED TO A MIRROR FINISH.**

Shanks bolt into large aluminum blocks with copper glycol lines passing through the blocks to insure optimal cooling. Beer lines and glycol lines are bundled together in an insulated, foiled enclosure providing efficient convection cooling of beer lines. Thermo-seals are used to separate the cooling blocks from the body to insure no condensation on the tower. 3/16" ID product lines are 304 grade S/S with 1/4" barbed ends extending out past bottom of tower (additional restriction will need to be applied). 3/8" OD copper glycol lines with 3/8" barbed ends extending out past bottom of tower for easy connection. Shanks and faucets are 304 grade S/S as well.



LIQUID CONTACT

- \* Denotes tower has 3 upright support legs
- \*\* Denotes tower has vinyl product lines instead of S/S


## Arcadia

3-1/3" diameter S/S tube • 3" faucet centers  
 14" faucet clearance • width on centers  
 3/16" ID 304 S/S product lines with 1/4" barbed ends  
 3/8" OD copper glycol lines with 3/8" barbed ends

Catalog No.	Faucets	Lbs. of Restriction	Width	Height	Each
11U07-330	8	7-1/2 lbs.	31-1/8"	18-1/2"	\$
11U07-331	10	7 lbs.	37-1/8"	18-1/2"	\$
11U07-332	12	7-1/2 lbs.	43-1/8"	18-1/2"	\$
*11U07-333	14	7-1/2 lbs.	56-1/4"	18-1/2"	\$
*11U07-334	**16	15 lbs.	62-1/2"	18-1/2"	\$

## Arcadia Drains

Designed to fit the Arcadia Towers  
 Cutouts fit up against the pedestals  
 Simply match the number of faucets



WITHOUT BUILT-IN GLASS RINSER



WITH BUILT-IN GLASS RINSER

### WITHOUT RINSER

Catalog No.	Faucets	Length	Width	Height	Each
11F09-160	8	31-1/8"	10"	7/8"	\$
11F09-161	10	37-1/8"	10"	7/8"	\$
11F09-162	12	43-1/8"	10"	7/8"	\$

### WITH RINSER

Catalog No.	Faucets	Length	Width	Height	Each
11F09-170	8	31-1/8"	10"	7/8"	\$
11F09-171	10	37-1/8"	10"	7/8"	\$
11F09-172	12	43-1/8"	10"	7/8"	\$

304 Grade Stainless Steel Towers



LIQUID CONTACT

## Arcadia Rail

3-1/3" diameter S/S tube • width on centers  
 8" from wall to faucet tip  
 Vinyl product lines on all rail towers  
 3/8" OD copper glycol lines with 3/8" barbed ends

**TOWERS AVAILABLE WITH MORE FAUCETS  
 CONTACT YOUR SALES REPRESENTATIVE FOR DETAILS**

### AIR COOLED

Catalog No.	Faucets	Lbs. of Restriction	Width	Fct.Ctrs	Each
11U07-380	6	15 lbs.	33"	4-5/16"	\$
11U07-381	8	15 lbs.	31-1/8"	3"	\$
11U07-382	10	15 lbs.	37-1/8"	3"	\$
11U07-383	12	15 lbs.	43-1/8"	3"	\$

### GLYCOL COOLED

Catalog No.	Faucets	Lbs. of Restriction	Width	Fct.Ctrs	Each
11U07-390	6	15 lbs.	33"	4-5/16"	\$
11U07-391	8	15 lbs.	31-1/8"	3"	\$
11U07-392	10	15 lbs.	37-1/8"	3"	\$
11U07-393	12	15 lbs..	43-1/8"	3"	\$





# 304 Grade Stainless Steel Towers

ALL 304 S/S FAUCETS, SHANKS AND 3/16" PRODUCT LINES • **COOLTAP** SHANK TECHNOLOGY

**ALL TOWERS ARE MANUFACTURED OF HEAVY GAUGE STAINLESS STEEL AND HIGHLY POLISHED TO A MIRROR FINISH.**

Shanks bolt into large aluminum blocks with copper glycol lines passing through the blocks to insure optimal cooling. Beer lines and glycol lines are bundled together in an insulated, foiled enclosure providing efficient convection cooling of beer lines. Thermo-seals are used to separate the cooling blocks from the body to insure no condensation on the tower. 3/16" OD product lines are 304 grade S/S with 1/4" barbed ends extending out past bottom of tower (additional restriction will need to be applied). 3/8" OD copper glycol lines with 3/8" barbed ends extending out past bottom of tower for easy connection. Shanks and faucets are 304 grade S/S as well.

## Terra

3-1/3" diameter S/S tube  
 12" faucet clearance • 16" height  
 3/16" ID 304 S/S product lines with 1/4" barbed ends  
 3/8" OD copper glycol lines with 3/8" barbed ends

Catalog No.	Faucets	Lbs. of Restriction	Width	Faucets on Center	Each
11U07-319	3	5-1/2 lbs.	14-3/8"	5-1/2"	\$
11U07-320	4	6 lbs.	15-7/8"	3-7/8"	\$
11U07-321	5	6 lbs.	30-7/8"	5-1/8"	\$
11U07-322	6	6 lbs.	23-5/8"	3-7/8"	\$
11U07-323	8	6 lbs.	32-3/4"	3-7/8"	\$



## Persey Right / Left

3-1/3" diameter S/S tube • 4 lbs. of restriction  
 14-5/8" faucet clearance • 18-1/2" height  
 3/16" ID 304 S/S product lines with 1/4" barbed ends  
 3/8" OD copper glycol lines with 3/8" barbed ends

Catalog No.	Faucets	Direction	Lbs. of Restriction	Width	Faucets on Center	Each
11U07-310	3	Right	7 lbs.	19-3/4"	4-5/16"	\$
11U07-311	4	Right	7 lbs.	24"	4-5/16"	\$
11U07-312	3	Left	7 lbs.	19-3/4"	4-5/16"	\$
11U07-313	4	Left	7 lbs.	24"	4-5/16"	\$



## Italian Chrome Plated Brass Towers

WITH 304 S/S FAUCETS AND SHANKS (KNOBS SOLD SEPARATELY)

## Milano

3/16" ID 304 S/S product lines with 1/4" barbed ends  
 3/8" OD copper glycol lines with 3/8" barbed ends

Catalog No.	Faucets	Lbs. of Restriction	Mounting Sleeve	Height	Each
11U07-340	1	2-1/2 lbs.	1-1/4" Dia.	16"	\$
11U07-341	2	2-1/2 lbs.	1-1/4" Dia.	16"	\$
11U07-342	3	2-1/2 lbs.	1-3/4" Dia.	16"	\$



304 Grade Stainless Steel Towers

# Custom Tower & Drains

Foxx Equipment now offers multiple ways to customize your dispensing system



## Powder Coat for Towers and Drains

**DID YOU KNOW FOXX EQUIPMENT HAS THE ABILITY TO POWDER COAT VIRTUALLY ANY TOWER OR DRAIN?**

**Call your sales representative for details and pricing**

**IT'S MORE AFFORDABLE THAN YOU THINK**



## Custom Built Towers and Drains

**DID YOU KNOW FOXX EQUIPMENT HAS THE ABILITY TO CREATE VARIOUS TYPES OF CUSTOM BUILT TOWERS AND DRAINS TO MEET YOUR NEEDS?**

**Call your sales representative for details and pricing**

**MADE BY FOXX EQUIPMENT COMPANY**



## Towers with Euro Flow Control Faucets

**Towers include:** CM Becker European Flow Control Faucets, Integrated Chill Blocks, Thread-in Shanks Heavy Insulation to help reduce condensation

Towers: Vertical Tube 3" dia. • Horizontal Tube 4" dia.  
Flanges: 5" dia. • Overall Height: 14.5" • Faucet Centers: 3"  
Faucet Clearance: 9"

### AIR COOLED

Catalog No.	Tower Type	# Facuets	Each
11H01-100	Tee	4	\$
11H01-101	Tee	6	\$
11H01-110	PassThru	8	\$
11H01-111	Pass Thru	10	\$
11H01-112	Pass Thru	12	\$

### GLYCOL COOLED

Catalog No.	Tower Type	# Facuets	Each
11H01-200	Tee	4	\$
11H01-201	Tee	6	\$
11H01-210	PassThru	8	\$
11H01-211	Pass Thru	10	\$
11H01-212	Pass Thru	12	\$

Custom Towers and Drains





## Surface Mount Drains (5-1/8" Wide)

HEAVY-DUTY SHEET METAL • 1" DRAIN DEPTH • 2" LENGTH DRAIN TUBE



1/2" BSP  
DRAIN  
TUBE



Catalog No.	Length	4+	2+	Each
11F09-310	6"	\$	\$	\$
11F09-311	12"	\$	\$	\$
11F09-312	16"	\$	\$	\$
11F09-314	24"	\$	\$	\$

Catalog No.	Length	4+	2+	Each
11F09-333	30"	\$	\$	\$
11F09-334	36"	\$	\$	\$
* 11F09-335	48"	\$	\$	\$

\* NOTE: This item has two drain tubes – one on each end




## Surface Mount Drains (8" Wide)

HEAVY-DUTY SHEET METAL • 1" DRAIN DEPTH • 2" LENGTH DRAIN TUBE



1/2" BSP  
DRAIN  
TUBE



NOTE: Add a rinsers to the 8" wide models for \$ Call your sales rep. for details.



Catalog No.	Length	4+	2+	Each
11F09-411	12"	\$	\$	\$
11F09-412	16"	\$	\$	\$
11F09-414	24"	\$	\$	\$
11F09-433	30"	\$	\$	\$

Catalog No.	Length	4+	2+	Each
11F09-434	36"	\$	\$	\$
* 11F09-435	48"	\$	\$	\$

\* NOTE: This item has two drain tubes – one on each end



## Flush Mount Drains (5-1/8" Wide Grate)

HEAVY-DUTY SHEET METAL • 1" DRAIN DEPTH • 2" LENGTH DRAIN TUBE



1/2" BSP  
DRAIN  
TUBE



3/4" WIDE FLANGE

1-1/2" WIDE FLANGE

Catalog No.	CUT OUT SIZE		3/4" WIDE FLANGE		
	Length	Width	4+	2+	Each
11F09-208	12"	5-1/4"	\$	\$	\$
11F09-231	16"	5-1/4"	\$	\$	\$
11F09-209	24"	5-1/4"	\$	\$	\$

Catalog No.	CUT OUT SIZE		1-1/2" WIDE FLANGE		
	Length	Width	4+	2+	Each
11F09-108	12"	5-1/4"	\$	\$	\$
11F09-131	16"	5-1/4"	\$	\$	\$
11F09-109	24"	5-1/4"	\$	\$	\$





## Wall Mount Drains with Back Splash

HEAVY-DUTY SHEET METAL • 1" DRAIN DEPTH • 2" LENGTH DRAIN TUBE



**6" LENGTH**

11R09-118

4+ \$\$\$

2+ \$\$\$

EA. \$\$\$




**12" LENGTH**

11F09-107

4+ \$\$\$


2+ \$\$\$

EA. \$\$\$



## Wall Mount Drains with Shank Cutouts


HEAVY-DUTY SHEET METAL • 1" DRAIN DEPTH • 2" LENGTH DRAIN TUBE



**NOTE:**

Add a rinser to the 8" wide models for \$

Call your sales representative for details.



304 Grade Stainless Steel Drains

**5-1/8" WIDE WITH LOUVERED GRATE**

Catalog No.	Shank Holes	Length	4+	2+	Each
11F09-119	1	6"	\$	\$	\$
11F09-120	2	12"	\$	\$	\$
11F09-130	3	12"	\$	\$	\$
11F09-124	4	16"	\$	\$	\$
11F09-125	5	19"	\$	\$	\$
11F09-126	6	22"	\$	\$	\$

**8" WIDE WITH PERFORATED GRATE**

Catalog No.	Shank Holes	Length	4+	2+	Each
11F09-230	3	13"	\$	\$	\$
11F09-224	4	16"	\$	\$	\$
11F09-225	5	19"	\$	\$	\$
11F09-226	6	22"	\$	\$	\$
11F09-228	8	28"	\$	\$	\$
11F09-210	10	34"	\$	\$	\$
11F09-242	12	40"	\$	\$	\$

**CUSTOM DRAINS AVAILABLE UPON REQUEST – CALL YOUR SALES REPRESENTATIVE FOR DETAILS**



## Drip Trays (Without a Drain Hole)

HEAVY-DUTY SHEET METAL • 1" DRAIN DEPTH



**5-1/8" WIDE**



**4-1/2" WIDE**



Back Splash Height



**5-1/8" WIDE**

WITH REMOVABLE MOUNTING TABS

**SURFACE MOUNT**

Catalog No.	Length	4+	2+	Each
-	-	-	-	-
11F09-006	6"	\$	\$	\$
11F09-011	12-1/8"	\$	\$	\$

**WALL MOUNT**

Catalog No.	Length	Back Height	4+	2+	Each
11R09-116	4"	1"	\$	\$	\$
11R09-117	6"	2"	\$	\$	\$
11F09-007	12"	6"	\$	\$	\$








## Wall Mount Growler Filling Stations

8" WIDE • 1" DRAIN DEPTH • 2" LENGTH DRAIN TUBE



ADD A RINSER  
TO THIS  
DRAIN TYPE  
FOR \$  
CALL FOR  
DETAILS.



PERFECT FOR  
FILLING  
GROWLERS AND  
TALL GLASSES



Catalog No.	Faucets	Length	4+	2+	Each
11F09-260	3	13"	\$	\$	\$
11F09-261	4	16"	\$	\$	\$
11F09-262	5	19"	\$	\$	\$
11F09-263	6	22"	\$	\$	\$
11F09-264	8	28"	\$	\$	\$
11F09-265	10	34"	\$	\$	\$
11F09-266	12	40"	\$	\$	\$



## Wall Mount Drains – with or Without Rinser(s) With Variable Amounts of Shank Holes

14-1/2" TALL BACK SPLASH • 8" WIDE • 3/4" DRAIN DEPTH • 4" LENGTH DRAIN TUBE(S)



SHIPS DIRECTLY FROM THE MANUFACTURER



60" AND 70" DRAINS HAVE TWO DRAIN OUTLETS

WITHOUT RINSER(S)					
Catalog No.	Length	Shank Holes	4+	2+	Each
11F09-165	48"	Up to 15 Holes	\$	\$	\$
11F09-166	60"	Up to 20 Holes	\$	\$	\$
11F09-167	76"	Up to 25 Holes	\$	\$	\$

WITH RINSER(S) 48" LENGTH					
Catalog No.	Rinsers	Shank Holes	4+	2+	Each
11F09-180	Left Side	Up to 15 Holes	\$	\$	\$
11F09-181	Right Side	Up to 15 Holes	\$	\$	\$
-	-	-	-	-	-

WITH RINSER(S) 60" LENGTH					
Catalog No.	Rinsers	Shank Holes	4+	2+	Each
11F09-182	Left Side	Up to 20 Holes	\$	\$	\$
11F09-183	Right Side	Up to 20 Holes	\$	\$	\$
11F09-184	Left & Right	Up to 20 Holes	\$	\$	\$

WITH RINSER(S) 76" LENGTH					
Catalog No.	Rinsers	Shank Holes	4+	2+	Each
11F09-185	Left Side	Up to 25 Holes	\$	\$	\$
11F09-186	Right Side	Up to 25 Holes	\$	\$	\$
11F09-187	Left & Right	Up to 25 Holes	\$	\$	\$

Growler Filling Stations and Wall Mount Drains

## Counter Mount Drains – Longer Length

304 GRADE STAINLESS STEEL • 3/4" DRAIN DEPTH • 4" LENGTH DRAIN TUBE


5-1/4" WIDE

Catalog No.	Length	4+	2+	Each
11F09-157	60"	\$	\$	\$

AVAILABLE  
IN TWO WIDTHS



ALL DRAINS HAVE  
TWO DRAIN TUBES  
15" FROM EACH SIDE



8" WIDE

Catalog No.	Length	4+	2+	Each
11F09-158	62"	\$	\$	\$
11F09-159	76"	\$	\$	\$


Additional price breaks available on most items. Login to your website account or contact your sales representative for pricing.

## Counter Mount Drains – With Rinser(s)

304 GRADE STAINLESS STEEL • 1-1/4" DRAIN DEPTH • 8" WIDTH



62" AND 76" DRAINS HAVE  
TWO DRAIN TUBES  
15" FROM EITHER SIDE



Catalog No.	Length	4+	2+	Each
11F09-150	30"	\$	\$	\$
11F09-151	36"	\$	\$	\$
11F09-152	45"	\$	\$	\$


62" LENGTH

Catalog No.	# of Rinsers	4+	2+	Each
11F09-190	One Rinser	\$	\$	\$
11F09-191	Two Rinsers	\$	\$	\$

76" LENGTH

Catalog No.	# of Rinsers	4+	2+	Each
11F09-192	One Rinser	\$	\$	\$
11F09-193	Two Rinsers	\$	\$	\$

## Repair Parts for Glass Rinsers



Ref. #	Catalog No.	Description	Each
1	11K09-013	Repair Kit (for 6 leg rinsers)	\$
2	11K09-104	Sprayer Nut (for 6 leg rinsers)	\$
3	11K09-101	Spring only (for Perf Disk rinser)	\$
4	11K09-012	Rubber Boot Set (for 6 leg rinsers)	\$
5	11K09-009	Polyethylene 6 leg Disk	\$
6	11K09-008	Stainless Steel 6 leg Disk	\$

Counter Mount Drains With or Without Rinser(s)




## Glass Rinsers – Counter Mount

IMPROVES POURING OF BEER • ENCOURAGES HEAD RETENTION • REMOVES IMPURITIES • COOLS GLASS



DIMENSIONS:  
6-3/8" square  
1" Depth

DRAIN TUBE:  
3-1/2" L x 1/2" O.D.  
WATER SUPPLY:  
3-1/2" L x 3/8" Barb



DIMENSIONS:  
11-3/8" L x 6-3/8" W  
RINSER SURFACE:  
6-3/8" square



DIMENSIONS:  
4-5/8" Diameter  
3-1/2" Length  
3/8" Barb

11K09-110 **COUNTER MOUNT**  
Ea. \$\$

11K09-100 **UNDER COUNTER MOUNT**  
Ea. \$\$

12K09-110 **RINSER ONLY**  
Ea. \$\$

Additional price breaks available on most items. Login to your website account or contact your sales representative for pricing.

## Glass Rinsers – Replacement Rinsers

IMPROVES POURING OF BEER • ENCOURAGES HEAD RETENTION • REMOVES IMPURITIES • COOLS GLASS



11K09-102 **FLUSH MOUNT**  
Ea. \$\$

Replacement Rinser  
with polyethylene 6 leg disk



11K09-010 \$\$

INNER SIZE: 6" x 5-1/2" x 2-1/2"  
WATER SUPPLY: 3/8" OD Push-in  
DRAIN TUBE: 1/2" Barb



11K09-103 **COUNTER-TOP**  
Ea. \$\$

SUCTION CUP MOUNTING

## Replacement Glass Rinsers



4.5" DIAMETER 6 POST  
With polyethylene rinser disk  
Fits 3/4" -1" deep pans  
Shank is 1-3/4" length  
Shank is 1/2"-14 BSPP

11K09-010

6+ \$\$

3+ \$\$ Ea. \$\$



4.5" DIAMETER 6 POST  
With stainless steel rinser disk  
Fits 3/4" -1" deep pans  
Shank is 1-3/4" length  
Shank is 1/2"-14 BSPP

11K09-011

6+ \$\$

3+ \$\$ Ea. \$\$



4.5" DIAMETER 4 POST  
With stainless steel posts  
Fits 1-1/4" deep pans  
Shank is 2" length  
Shank is 1/2"-14 BSPP

11F09-002

6+ \$\$

3+ \$\$ Ea. \$\$

Glass Rinsers, Rinser Tubs and Replacement Rinsers

## Counter Mount Rinser Drains

HEAVY GAUGE STAINLESS STEEL • QUALITY CONSTRUCTION

4 DIFFERENT LENGTHS  
x 7" D x 3/4" H

WATER INLET  
3/8" PUSH-IN AND  
5' POLY TUBING  
INCLUDED



Catalog No.	Length	4+	2+	Each
11K09-024	24"	\$	\$	\$
11K09-030	30"	\$	\$	\$

Catalog No.	Length	4+	2+	Each
11K09-036	36"	\$	\$	\$
11K09-045	45"	\$	\$	\$

## Counter Mount Drains

HEAVY GAUGE STAINLESS STEEL • QUALITY CONSTRUCTION

Catalog No.	Length	10+	5+	Each
11K09-124	12"	\$	\$	\$
11K09-125	16"	\$	\$	\$
11K09-126	20"	\$	\$	\$
11K09-127	24"	\$	\$	\$
11K09-128	30"	\$	\$	\$
11K09-129	36"	\$	\$	\$

6 DIFFERENT LENGTHS x 5" D x 3/4" H



Additional price breaks available on most items. Login to your website account or contact your sales representative for pricing.

## Flush Mount Drain

HEAVY GAUGE STAINLESS STEEL • QUALITY CONSTRUCTION

13" L x 6" D x 3/4" H (Cutout: 12-1/4" x 5-1/4")



11K09-200

10+ ~~\$\$\$~~ 5+ \$\$ Ea. \$\$

## Column Drains

HEAVY GAUGE STAINLESS STEEL • QUALITY CONSTRUCTION

FOR EITHER  
3" OR 4" DIAMETER  
COLUMNS



3" DIAMETER  
12" x 7" x 3/4"

4" DIAMETER  
14" x 8" x 3/4"

## Wall Mount Drain

HEAVY GAUGE STAINLESS STEEL • QUALITY CONSTRUCTION

6" L x 4-1/2" D x 3/4" H (2" back-splash)



11K09-203

10+ ~~\$\$\$~~ 5+ \$\$ Ea. \$\$

Catalog No.	Fits	Drain Tube	10+	5+	Each
11K09-150	3" Dia.	No	\$	\$	\$
11K09-130	3" Dia.	Yes	\$	\$	\$
11K09-160	4" Dia.	Yes	\$	\$	\$





## Wall Mount Drip Trays

5 DIFFERENT LENGTHS x 3/4" H (2" backplash)

Catalog No.	Length	Depth	10+	5+	Each
* 11K09-201	4.5"	4"	\$	\$	\$
11K09-202	6"	4"	\$	\$	\$
11K09-119	10"	6"	\$	\$	\$
11K09-120	12"	6"	\$	\$	\$
11K09-121	14"	6"	\$	\$	\$

\* NOTE: only has a 1" tall backplash

**NO DRAIN TUBE**



## Counter Mount Drip Trays

HEAVY GAUGE STAINLESS STEEL • QUALITY CONSTRUCTION



6" L x 5" D x 3/4" H  
**11K09-122 Drip Tray**  
 10+ \$\$ 5+ \$\$ Ea. \$\$


**NO DRAIN TUBE**



12" L x 5" D x 3/4" H  
**11K09-123 Drip Tray**  
 10+ \$\$ 5+ \$\$ Ea. \$\$

Additional price breaks available on most items. Login to your website account or contact your sales representative for pricing.

## Brass Drain Tubes



Ref #	Catalog No.	Description	25+	10+	Each
1	11B03-101	1/2" BSPP x 2" Length	\$	\$	\$
2	11B03-100	1/2" BSPP x 4" Length	\$	\$	\$
3	11K03-105	5/8-18" x 3-1/2" Length	\$	\$	\$
Ref.#	Catalog No.	Length	50+	25+	Each
4	11K03-100	Silicone Seal for 1/2" BSPP	\$	\$	\$

## Cooling Blocks for Glycol Towers

### Screw-On Cooling Block


- Channeled for 3/8" glycol lines
- Solid aluminum
- Threads onto standard shanks



**11U07-150**  
 10+ \$\$  
 5+ \$\$ Ea. \$\$

### Slide-On Cooling Block

- Channeled for 3/8" copper glycol lines
- Solid aluminum
- Slides onto shank
- Use 1/2 set per shank



**11A03-222**  
 10+ \$\$  
 5+ \$\$ Ea. \$\$

2 pc set

## Chrome Plated Brass Shanks



5/8" BSPP  
BEER THREAD



1/4" BORE			
Catalog No.	24+	12+	Each
12K03-102	\$	\$	\$
12K03-103	\$	\$	\$
12K03-104	\$	\$	\$
12K03-105	\$	\$	\$
12K03-106	\$	\$	\$
12K03-108	\$	\$	\$
12K03-110	\$	\$	\$
12K03-112	\$	\$	\$

SIZE	
Length	Max. Wall Thickness
2-1/8"	1/2"
3-1/8"	1-1/2"
4-1/8"	2-1/2"
5-1/8"	3-1/2"
6-1/8"	4-1/2"
8-1/8"	6-1/2"
10-1/8"	8-1/2"
12-1/8"	10-1/2"

3/16" BORE			
Catalog No.	24+	12+	Each
12K03-120	\$	\$	\$
12K03-113	\$	\$	\$
12K03-114	\$	\$	\$
12K03-115	\$	\$	\$
12K03-116	\$	\$	\$
-	-	-	-
12K03-117	\$	\$	\$
12K03-118	\$	\$	\$

## Chrome Plated Brass Shanks (Barbed End)



5/8" BSPP  
BEER THREAD



1/4" BORE			
Catalog No.	24+	12+	Each
12K03-302	\$	\$	\$
12K03-303	\$	\$	\$
12K03-304	\$	\$	\$
12K03-305	\$	\$	\$

SIZE	
Length	Max. Wall Thickness
2-3/4"	1-1/8"
3-1/2"	1-7/8"
4-1/2"	2-7/8"
5-1/2"	3-7/8"

3/16" BORE			
Catalog No.	24+	12+	Each
-	-	-	-
12K03-313	\$	\$	\$
12K03-314	\$	\$	\$
12K03-315	\$	\$	\$

Additional price breaks available on most items. Login to your website account or contact your sales representative for pricing.

## 304 Grade Stainless Steel Shank



5/8" BSPP  
BEER THREAD



1/4" BORE					
Catalog No.	Length	Max. Wall Thickness	24+	12+	Each
12K07-102	2"	3/8"	\$	\$	\$
12K07-103	3-1/8"	1-1/2"	\$	\$	\$
12K07-104	4-1/8"	2-1/2"	\$	\$	\$
12K07-105	5-1/8"	3-1/2"	\$	\$	\$
12K07-106	6-1/8"	4-1/2"	\$	\$	\$
12K07-108	8-1/8"	6-1/2"	\$	\$	\$
12K07-109	10-1/8"	8-1/2"	\$	\$	\$

## Faucet Plug

CAPS OFF FAUCETLESS SHANKS



WITH WASHER

12K02-210

25+ \$

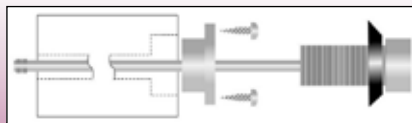
10+ \$\$ Ea. \$\$

## 24" Chrome Plated Brass Wall Shank

FOR USE ON WALLS UP TO 24" THICK • 3/16" BORE x 24" LENGTH S/S TUBE



5/8" BSPP  
BEER THREAD



- 1-Drill 3/8" hole through wall
- 2-Drill 1-3/8" recess hole
- 3-Install flange with screws
- 4-Screw in shank until tight

## Locking Flange



5/8" BSPP  
BEER THREAD

PREVENTS SHANK ROTATION

Catalog No.	Description	25+	10+	Each
12K03-400	24" Wall Shank Assembly	\$	\$	\$
12K03-402	Locking Flange only	\$	\$	\$



## Thread-In Shanks for Perlick Towers



### KROME DISPENSE BRAND

Catalog No.	Description	24+	12+	Each
12K09-170	1-5/8" L Thread-in Shank	\$	\$	\$

### PERLICK BRAND

Catalog No.	Description	24+	12+	Each
12G09-170	1-5/8" L Thread-in Shank	\$	\$	\$
12G09-169	2-3/16" L Thread-in Shank	\$	\$	\$
12G09-174	Replacement O-ring	\$	\$	\$



## Chrome Plated Brass Shanks

1/4" BORE				SIZE		3/16" BORE			
Catalog No.	24+	12+	Each	Length	Max. Wall Thickness	Catalog No.	24+	12+	Each
12B03-112	\$	\$	\$	3-1/8"	1-3/8"	12K09-102	\$	\$	\$
12B03-113	\$	\$	\$	4-1/8"	2-1/2"	12K09-103	\$	\$	\$
12B03-114	\$	\$	\$	5-1/8"	3-1/2"	12K09-104	\$	\$	\$
12B03-115	\$	\$	\$	6-1/8"	4-3/8"	12K09-105	\$	\$	\$
12B03-116	\$	\$	\$	8-1/8"	6-3/8"	12K09-106	\$	\$	\$
12B03-117	\$	\$	\$	10"	8-3/8"	12K09-107	\$	\$	\$
12B03-197	\$	\$	\$	12"	10-3/8"	-	-	-	-
12B03-198	\$	\$	\$	14"	12-3/8"	-	-	-	-
12B03-199	\$	\$	\$	16"	14-3/8"	-	-	-	-
12B03-200	\$	\$	\$	18"	16-3/8"	-	-	-	-



5/8" BSPP  
BEER THREAD



## Chrome Plated Brass Shanks (Barbed End)

1/4" BORE (1/4" BARB)				SIZE		3/16" BORE (3/16" BARB)			
Catalog No.	24+	12+	Each	Length	Max. Wall Thickness	Catalog No.	24+	12+	Each
12A03-130	\$	\$	\$	2-7/8"	1-5/8"	12A03-135	\$	\$	\$
-	-	-	-	3"	1-3/4"	*12A03-118	\$	\$	\$
12A03-131	\$	\$	\$	3-1/2"	2-3/8"	12A03-136	\$	\$	\$
-	-	-	-	4-1/8"	3"	*12A03-133	\$	\$	\$
12A03-132	\$	\$	\$	4-1/2"	3-3/8"	12A03-137	\$	\$	\$
12A03-134	\$	\$	\$	5-3/8"	4-1/8"	12A03-138	\$	\$	\$



5/8" BSPP  
BEER THREAD



\* Has a 90° barbed end

## 304 Grade Stainless Steel Shanks

### Restriction Stick

12 segments per stick  
2 lbs. restriction per segment  
fits into 1/4" ID line



12M01-100

4+ \$

2+ \$\$ Ea. \$\$

1/4" BORE					
Catalog No.	Length	Max. Wall Thickness	24+	12+	Each
12S07-101	1-3/4"	3/8"	\$	\$	\$
12S07-102	3"	1-3/8"	\$	\$	\$
12S07-103	4-1/8"	2-3/8"	\$	\$	\$
12S07-108	5-1/8"	3-3/8"	\$	\$	\$
12S07-104	6"	4-3/8"	\$	\$	\$
12S07-109	8"	6-3/8"	\$	\$	\$
12S07-110	10"	8-3/8"	\$	\$	\$
12S07-118	12"	10-3/8"	\$	\$	\$
12S07-124	14"	12-3/8"	\$	\$	\$

NEW LOWER PRICES



5/8" BSPP  
BEER THREAD



## Universal Shank Replacement Parts

Additional price breaks available on most items. Contact your sales rep. for pricing.



Ref. #	Catalog No.	Description	Each
1	12B03-178	Snap Ring	\$
2	12B03-179	Sleeve	\$
3	12K03-181	Coupling Ring (Chrome)	\$
4	12B03-181	Coupling Ring (S/S)	\$
5	12B03-180	Coupling Ring (PVD Gold)	\$

Ref. #	Catalog No.	Description	Each
6	12A03-167	1" Spacer (Chrome)	\$
7	12K03-167	1" Spacer (Chrome)	\$
8	12K03-168	1" Spacer (PVD Gold)	\$
9	12C03-302	1-3/4" Spacer (Chrome)	\$
10	12B03-182	Flange Washer	\$

Ref. #	Catalog No.	Description	Each
11	12B03-184	Flange (Black Plastic)	\$
12	12B03-183	Flange (Brushed S/S)	\$
13	12K03-180	Flange (Polished S/S)	\$
14	12A03-168	Lock Washer (Dual Shank)	\$
15	12B03-185	Lock Nut	\$


### CHROME PLATED

Catalog No.	Length	Max. Wall Thickness	6+	3+	Each
12A03-162	2"	1-1/2"	\$	\$	\$
12A03-164	4"	3-1/2"	\$	\$	\$
12A03-166	6"	5-1/2"	\$	\$	\$
12A03-169	8"	7-1/2"	\$	\$	\$
12A03-170	10"	9-1/2"	\$	\$	\$
12A03-171	12"	11-1/2"	\$	\$	\$

## Dual Shank Assemblies

3/16" BORE • 1/4" BARBS  
5/8" BSPP "BEER" THREAD  
FITS 3/16" ID VINYL TUBING


LONGER LENGTHS AVAILABLE UPON REQUEST





## Krome Dispense Standard Faucets

HIGH QUALITY • WIDE RANGE OF PRODUCTS • AFFORDABLY PRICED



Catalog No.	Body	Lever	24+	12+	Each
12K02-100	Chrome	Brass	\$	\$	\$
12K02-101	PVD Gold	Brass	\$	\$	\$
12K02-102	Chrome	Stainless	\$	\$	\$
12K02-103	PVD Gold	Stainless	\$	\$	\$

Catalog No.	Body	Lever	24+	12+	Each
-	-	-	-	-	-
12K02-110	Stainless	Stainless	\$	\$	\$
12K02-104	304 S/S	304S/S	\$	\$	\$
12K02-113	304 PVD	304 S/S	\$	\$	\$


Additional price breaks available on most items. Login to your website account or contact your sales representative for pricing.

Standard Style Beer Faucets (All Brands)



## ABECO Standard Faucets

HIGH QUALITY FAUCETS • WIDE RANGE OF PRODUCTS • NSF LISTED



Catalog No.	Body	Lever	24+	12+	Each
12B03-118	Chrome	Brass	\$	\$	\$
12A03-148	Chrome	Stainless	\$	\$	\$

Catalog No.	Body	Lever	24+	12+	Each
12A03-190	304 S/S	Brass	\$	\$	\$
12A03-191	304 PVD	Stainless	\$	\$	\$

## Taprite Standard Faucets

HIGH QUALITY • A PREFERRED SUPPLIER



CHROME BODY  
BRASS LEVER

PVD GOLD BODY  
BRASS LEVER

Catalog No.	Body	Lever	24+	12+	Each
12S07-116	Chrome	Brass	\$	\$	\$
12S07-117	PVD Gold	Brass	\$	\$	\$



CHROME BODY  
BRASS LEVER

PVD GOLD BODY  
BRASS LEVER

Catalog No.	Body	Lever	24+	12+	Each
12G09-123	Chrome	Brass	\$	\$	\$
12G09-124	PVD Gold	Brass	\$	\$	\$



Denver 800-525-2484



**WARNING**  
CANCER AND REPRODUCTIVE HARM  
WWW.P65WARNINGS.CA.GOV

Prices subject to change without notice



# Perlick "Forward Sealing" Faucets

REVOLUTIONARY BALL & FLOATING FRONT SEAL DESIGN PREVENTS BEER FROM BEING EXPOSED TO AIR



**CHROME PLATED**

STANDARD FUNCTION ONLY

12G09-293

24+ **\$**\$

12+ **\$**\$ Ea. **\$**\$



**Perlick**

NSF 304 S/S

STANDARD FUNCTION ONLY

12G09-290

24+ **\$**\$

12+ **\$**\$ Ea. **\$**\$



**TARNISH FREE PVD**

NSF 304 S/S

STANDARD FUNCTION ONLY

12G09-291

24+ **\$**\$

12+ **\$**\$ Ea. **\$**\$



NSF 304 S/S

STANDARD & CREAMER FUNCTION

12G09-292

12+ **\$**\$

6+ **\$**\$ Ea. **\$**\$



**Perlick**

NSF 304 S/S

FLOW CONTROL FUNCTION

12G09-301

12+ **\$**\$

6+ **\$**\$ Ea. **\$**\$



NSF 304 S/S

FLOW CONTROL & CREAMER FUNCTION

12G09-294

12+ **\$**\$

6+ **\$**\$ Ea. **\$**\$

## "Forward Sealing" Faucets



304 S/S

**CMBecker**  
INTERNATIONAL, LLC

12B09-100

12+ **\$**\$

6+ **\$**\$ Ea. **\$**\$



304 S/S

12B09-110

12+ **\$**\$

6+ **\$**\$ Ea. **\$**\$



304 S/S

**Krome**  
dispense

NSF

12K02-112

24+ **\$**\$

12+ **\$**\$ Ea. **\$**\$



316 S/S

12K02-111

24+ **\$**\$

12+ **\$**\$ Ea. **\$**\$

Forward Sealing Faucets, Edge-Tap Faucets

## InterTap "Forward Sealing" Faucet and Accessories

304 GRADE STAINLESS STEEL CONSTRUCTION • PATENTED DESIGN • VARIOUS TIPS AVAILABLE



Catalog No.	Description	12+	6+	Each
12V01-100	InterTap Faucet	\$	\$	\$
12V01-106	Standard Spout	\$	\$	\$
12V01-102	Stout Spout	\$	\$	\$
12V01-103	Growler Spout	\$	\$	\$

Catalog No.	Description	12+	6+	Each
-	-	-	-	-
12V01-107	Ball-Lock Spout	\$	\$	\$
12V01-108	Self-Closing Spring	\$	\$	\$
12V01-105	InterTap Seal Kit	\$	\$	\$

Forward Sealing Faucets and Specialty Faucets

## LUKR "Side-Pour" Faucets

FOR PRODUCING TRADITIONAL CZECH PILSNER POURS, STOUTS, ALES & NITRO BEERS



**12L09-100**  
**NOSTALGIE**  
6+ \$\$  
3+ \$\$ Ea. \$\$



**PRODUCES A DENSE, RICH, CREAMY, DRINKABLE FOAM**



**12L09-101**  
**BAROKO**  
6+ \$\$  
3+ \$\$ Ea. \$\$

### NSF 304 S/S Faucet

### "Forward Sealing" Faucet

### Roto-Ball Faucet



**12U07-119**  
24+ \$\$  
12+ \$\$ Ea. \$\$



**12V01-110**  
12+ \$\$  
6+ \$\$ Ea. \$\$



**12K02-114**  
12+ \$\$  
6+ \$\$  
Ea. \$\$

## Traditional Style Stout Faucets

FOR USE WITH LOWER CARBONATED STOUTS, ALES, NITRO BEERS AND COFFEES  
 PULL FORWARD TO POUR AND PUSH BACK TO PROVIDE A RICH, CREAMY HEAD



**NSF**

**304 S/S**



**krome dispense**

**304 S/S**



**krome dispense**

**CHROME PLATED**



**krome dispense**

**CHROME PLATED**

**TARNISH FREE PVD**

Catalog No.	Description	12+	6+	Each
12U07-120	304 S/S w/Handle	\$	\$	\$
12K07-120	304 S/S (Krome Dispense)	\$	\$	\$

Catalog No.	Description	12+	6+	Each
12K07-100	Plated Brass (Chrome)	\$	\$	\$
12K07-110	Plated Brass (PVD Gold)	\$	\$	\$



**UBC group**

**304 S/S**



**UBC group**

**304 S/S**

**TARNISH FREE PVD**



**ads**

**316 S/S**



**ads**

**316 S/S**

**TARNISH FREE PVD**

Catalog No.	Description	12+	6+	Each
12U07-102	304 S/S (UBC)	\$	\$	\$
12U07-103	304 S/S-PVD (UBC)	\$	\$	\$

Catalog No.	Description	12+	6+	Each
12B03-121	316 S/S (ADS2)	\$	\$	\$
12B03-122	316 S/S-PVD (ADS2)	\$	\$	\$

Traditional Style Stout Faucets

## Creamer Faucets

PULL FORWARD TO POUR BEER THEN PUSH BACK TO CREATE A RICH, CREAMY HEAD



Catalog No.	Description	12+	6+	Each
12B07-101	Plastic and S/S (Chrome)	\$	\$	\$
12B07-102	Plastic and S/S (Gold)	\$	\$	\$

Catalog No.	Description	12+	6+	Each
12K02-105	Plated Brass (Chrome)	\$	\$	\$
12K02-106	304 Stainless Steel	\$	\$	\$

Creamer and Self-Closing Faucets



STANDARD CREAMER PLUS FLOW CONTROL



Catalog No.	Description	12+	6+	Each
12G09-294	304 S/S (w/Flow Control)	\$	\$	\$



STANDARD CREAMER ONLY



Catalog No.	Description	12+	6+	Each
12G09-292	304 Stainless Steel	\$	\$	\$

## Self-Closing Faucets

12K02-108  
CHROME PLATED BRASS

12+ **\$\$**  
6+ \$\$ Ea. \$\$



12K02-109  
304 STAINLESS STEEL

12+ **\$\$**  
6+ \$\$ Ea. \$\$



12S07-122  
CHROME PLATED BRASS

12+ **\$\$**  
6+ \$\$ Ea. \$\$





# Adjustable Flow Control Faucets

ALLOWS YOU TO ACHIEVE A PERFECT POUR BY ADJUSTING THE AMOUNT OF RESTRICTION ON THE FLOW

*PERFECT FOR HARD-TO-POUR BEERS, SAMPLERS AND FROSTED GLASS POURS*



**FLOW CONTROLLED STOUT**

PLASTIC & CHROME WITH 304 S/S LEVER  
Fits directly onto all American Shanks

Catalog No.	6+	3+	Each
12B03-123	\$	\$	\$



**INCLUDES CREAMER FUNCTION**

304 STAINLESS STEEL WITH 304 S/S LEVER  
Fits directly onto all American Shanks

Catalog No.	12+	6+	Each
12G09-294	\$	\$	\$



**FORWARD SEALING**

304 STAINLESS STEEL WITH 304 S/S LEVER  
Fits directly onto all American Shanks

Catalog No.	12+	6+	Each
12G09-301	\$	\$	\$



**FOOD GRADE PLASTIC LINES PLATED BRASS SHANK**



**304 GRADE STAINLESS STEEL SHANKS**

Ref. #	Catalog No.	Length	6+	3+	Each
1	12C03-301	2-1/2"	\$	\$	\$
2	12C03-310	2-1/2"	\$	\$	\$
2	12C03-312	5-3/8"	\$	\$	\$
2	12C03-313	8-3/8"	\$	\$	\$



**PLASTIC AND 304 S/S LIQUID CONTACT**

Ref. #	Catalog No.	6+	3+	Each
3	12C03-300	\$	\$	\$
4	12C03-304	\$	\$	\$




**INCLUDES CREAMER FUNCTION**

## Chrome Plated or PVD Gold Finished WITH STAINLESS LEVER AND SPOUT

Has a 1-1/4" length flow control shank (5/8" BSPP Beer Thread)

**SHANK MUST BE USED WITH FAUCET**

Ref. #	Catalog No.	Color	6+	3+	Each
1	12U07-100	Chrome	\$	\$	\$
2	12U07-101	PVD Gold	\$	\$	\$




**TARNISH FREE PVD**

# Standard Faucet Replacement Parts



**PARTS FOR:**  
**Chrome Plated**  
**Solid Brass**  
**Stainless Steel**  
**PVD Gold**




Additional price breaks available on most items. Login to your website account or contact your sales representative for pricing.

Replacement Parts for Standard Faucets

		ABECO, KROME & TAPRITE STANDARDS				PERLICK STANDARDS			
Ref.#	Description	Catalog No.	50+	25+	Each	Catalog No.	50+	25+	Each
1	Knob (long)	12G09-126	\$	\$	\$	12G09-126	\$	\$	\$
1	Knob with Brass insert (long)	12K02-200	\$	\$	\$	12K02-200	\$	\$	\$
1	Knob (round)	12B03-163	\$	\$	\$	12B03-163	\$	\$	\$
Ref.#	Description	Catalog No.	25+	10+	Each	Catalog No.	25+	10+	Each
2	Collar (chrome)	12B03-165	\$	\$	\$	12G09-127	\$	\$	\$
2	Collar (brass)	12B03-164	\$	\$	\$	12G09-128	\$	\$	\$
2	Collar (PVD Gold)	12B03-100	\$	\$	\$	-	-	-	-
3	Bonnet (chrome)	12B03-167	\$	\$	\$	12G09-129	\$	\$	\$
3	Bonnet (brass)	12B03-166	\$	\$	\$	12G09-120	\$	\$	\$
3	Bonnet (PVD Gold)	12B03-101	\$	\$	\$	-	-	-	-
Ref.#	Description	Catalog No.	500+	100+	Each	Catalog No.	100+	50+	Each
4	Washer, friction	12B03-168	\$	\$	\$	12G09-131	\$	\$	\$
5	Ring, friction	12B03-169	\$	\$	\$	12G09-132	\$	\$	\$
Ref.#	Description	Catalog No.	50+	25+	Each	Catalog No.	25+	10+	Each
6	Lever (brass)	12B03-171	\$	\$	\$	12G09-166	\$	\$	\$
6	Lever (stainless steel)	12B03-170	\$	\$	\$	12G09-167	\$	\$	\$
Ref.#	Description	Catalog No.	500+	100+	Each	Catalog No.	500+	100+	Each
7	Washer, faucet	12B03-173	\$	\$	\$	12G09-111	\$	\$	\$
Ref.#	Description	Catalog No.	25+	10+	Each	Catalog No.	25+	10+	Each
8	Plunger shaft only (chrome)	12B03-174	\$	\$	\$	12G09-104	\$	\$	\$
8	Plunger shaft only (brass)	12B03-102	\$	\$	\$	12G09-105	\$	\$	\$
8	Plunger shaft only (PVD Gold)	12B03-103	DISCONTINUED			-	-	-	-
8	Plunger shaft only (stainless steel)	12B03-104	\$	\$	\$	-	-	-	-
9	Complete plunger assembly (chrome)	12B03-175	\$	\$	\$	12G09-106	\$	\$	\$
9	Complete plunger assembly (brass)	12A03-150	\$	\$	\$	12G09-107	\$	\$	\$
9	Complete plunger assembly (PVD Gold)	12B03-105	DISCONTINUED			-	-	-	-
9	Complete plunger assembly (stainless steel)	12B03-106	\$	\$	\$	-	-	-	-
Ref.#	Description	Catalog No.	100+	50+	Each	Catalog No.	50+	25+	Each
10	Washer, plunger	12B03-176	\$	\$	\$	12G09-136	\$	\$	\$
Ref.#	Description	Catalog No.	25+	10+	Each	Catalog No.	25+	10+	Each
11	Nut, plunger (universal to all colors)	12B03-177	\$	\$	\$	12G09-137	-	-	-



# Perlick 425 Series & 500 Series Replacement Parts



Additional price breaks available on most items. Login to your website account or contact your sales representative for pricing.

**OLDER DISCONTINUED FAUCETS**  
**425 SERIES**  
**Replacement Parts**

Ref.#	Catalog No.	Description	50+	25+	Each
1	12G09-126	Knob (long)	\$	\$	\$
1	12B03-163	Knob (round)	\$	\$	\$
Ref.#	Catalog No.	Description	100+	50+	Each
2	12G09-179	Bonnet (chrome)	DISCONTINUED		\$
3	12G09-131	Washer (rubber)	\$	\$	\$
4	12G09-185	Bearing Cup	DISCONTINUED		\$
5	12G09-186	O-ring	\$	\$	\$
6	12G09-183	Spout (S/S)	DISCONTINUED		\$
6	12G09-181	Spout (plastic - black)	DISCONTINUED		\$
7	12B03-173	Washer, faucet	\$	\$	\$
8	12G09-189	O-ring, plunger	\$	\$	\$
9	12G09-100	Kit (S/S Lever, S/S Plunger, Chrome Collar)	DISCONTINUED		\$
9	12G09-102	Kit (S/S Lever, Plastic Plunger, Chrome Collar)	DISCONTINUED		\$
10	12G09-187	Faucet cleaning adapter	DISCONTINUED		\$

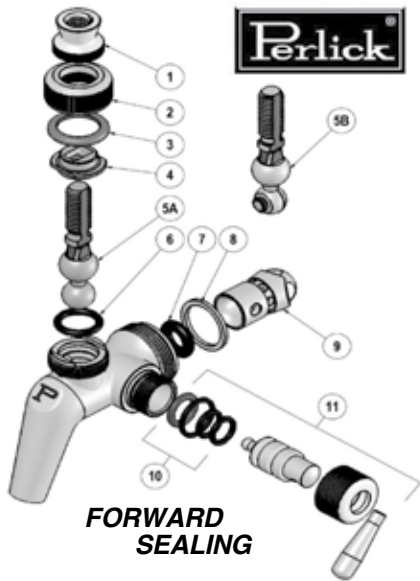
*Perl*  
**525 & 575 SERIES**  
**Replacement Parts**

Ref.#	Catalog No.	Description	50+	25+	Each
1	12G09-126	Knob (long)	\$	\$	\$
1	12B03-163	Knob (round)	\$	\$	\$
Ref.#	Catalog No.	Description	100+	50+	Each
2	12G09-199	Collar (chrome)	-	-	\$
2	12G09-200	Collar (PVD Gold)	-	-	\$
3	12G09-197	Bonnet (chrome)	-	-	\$
3	12G09-198	Bonnet (PVD Gold)	-	-	\$
4	12G09-186	O-ring	\$	\$	\$
5	12G09-188	Bearing cup	\$	\$	\$
6	12G09-201	Lever (S/S)	-	-	\$
7	12G09-202	Lever (S/S) with push-back creamer feature	-	-	\$
8	12G09-195	O-ring (lever seat)	\$	\$	\$
9	12B03-173	Washer, faucet	\$	\$	\$

Replacement Parts for Discontinued Perlick Faucets

# Perlick 6XX Series (Forward Sealing) Replacement Parts

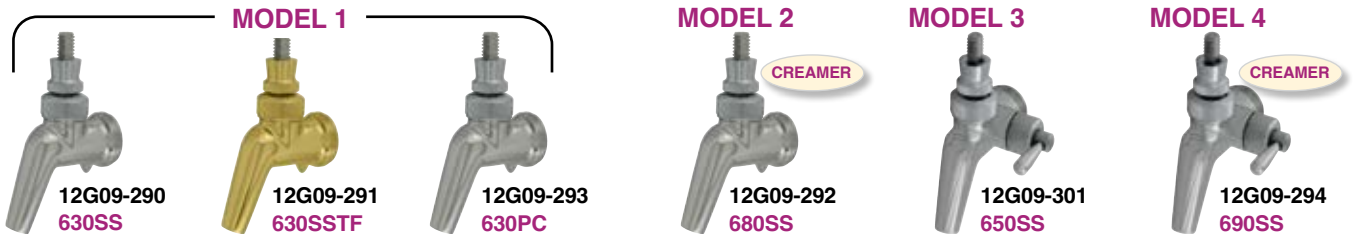
MATCH THE PART NUMBERS TO THE MODEL TYPES PICTURED BELOW



Ref. #	Catalog No.	Description	Fits Models	25+	10+	Each
1	12G09-310	Collar (Chrome)	1,2,3,4	\$	\$	\$
1	12G09-311	Collar (PVD Gold)	1,2	\$	\$	\$
2	12G09-312	Bonnet (Chrome)	1,2,3,4	\$	\$	\$
2	12G09-313	Bonnet (PVD Gold)	1,2	\$	\$	\$
3	12G09-314	Gasket, Bonnet	1,2,3,4	\$	-	\$
4	12G09-315	Bearing Cup	1,2,3,4	\$	\$	\$
5A	12G09-316	Lever (S/S)	1,3	\$	\$	\$
5B	12G09-321	Lever, Creamer (S/S)	2,4	\$	\$	\$
Ref. #	Catalog No.	Description	Fits Models	100+	50+	Each
6	12G09-302	O-ring, Pivot Ball	1,2,3,4	\$	\$	\$
7	12G09-317	O-ring, Front Seat	1,2,3,4	\$	\$	\$
Ref. #	Catalog No.	Description	Fits Models	500+	100+	Each
8	12G09-111	Washer, Faucet	1,2,3,4	\$	\$	\$
Ref. #	Catalog No.	Description	Fits Models	25+	10+	Each
9	12G09-318	Compensator, Flow Control	3,4	\$	\$	\$
Ref. #	Catalog No.	Description	Fits Models	50+	25+	Each
10	12G09-319	Seal Kit, Flow Control	3,4	\$	\$	\$
Ref. #	Catalog No.	Description	Fits Models	25+	10+	Each
11	12G09-320	Lever/Seal Kit, Flow Control	3,4	\$	\$	\$

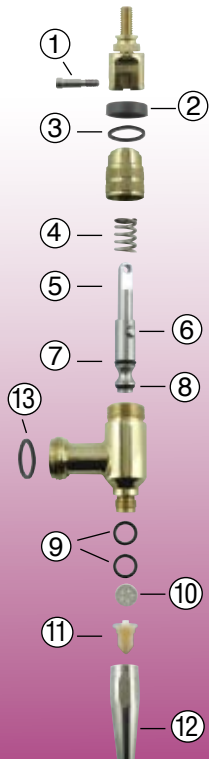
Replacement Parts for Forward Sealing and Stout Faucets

**FORWARD SEALING**



Additional price breaks available on most items. Login to your website account or contact your sales representative for pricing.

## Krome Dispense & Taprite Stout Faucet Replacement Parts



Ref. #	Catalog No.	Description	10+	5+	Each
1	12S07-166	Screw (S/S)	\$	\$	\$
2	12S07-167	Sliding Cap (Plastic)	\$	\$	\$
3	12S07-168	O-ring (Sliding Cap)	\$	\$	\$
4	12S07-170	Spring(S/S)	-	-	\$
5	12S07-173	Piston (S/S)	<b>DISCONTINUED</b>		
6	12S07-171	Pin (S/S) Older models	\$	\$	\$
6	12S07-175	Set Screw (S/S)	<b>DISCONTINUED</b>		
7	12S07-174	O-ring (Upper Piston)	\$	\$	\$
8	12S07-179	O-ring (Lower Piston)	\$	\$	\$
9	12S07-165	O-ring (Body/Nozzle)	\$	\$	\$
10	12B03-130	Restrictor Plate (S/S)	\$	\$	\$
11	12S07-163	Flow Straightener	\$	\$	\$
12	12S07-164	Nozzle (S/S)	\$	\$	\$
12	12S07-169	Nozzle (S/S) For newer Taprite models	-	-	\$
13	12B03-173	Faucet Washer	-	-	\$

Foxx Equipment can supply replacement parts for a wide variety of faucets. Call your sales representative for pricing and availability

## ADS2 Stout Faucet Replacement Parts



Catalog No.	Description	25+	10+	Each
12B03-128	Nozzle (Plastic)	\$	\$	\$
12B03-129	Flow Straightener	\$	\$	\$
12B03-130	Restrictor Disc (S/S)	\$	\$	\$
12C07-580	O-ring	-	-	\$

## ADS2 Flow Control Replacement Parts




Catalog No.	Description	10+	5+	Each
12B03-125	Nozzle (Plastic)	\$	\$	\$
12B03-126	Flow Straightener	\$	\$	\$
12B03-127	Restrictor Disc (Plastic)	\$	\$	\$
12A06-139	O-ring	-	-	\$





# Faucet Lockouts

STOPS UNAUTHORIZED POURING OF BEER • TAMPER-PROOF • ALL LOCKS ARE KEYED ALIKE



Ref. #	Catalog No.	Fits Faucet Types	25+	10+	Each
1	17K03-100	Standards and Perls	\$	\$	\$
2	17K03-120	Standards & Old/New Perlicks	\$	\$	\$

Ref. #	Catalog No.	Fits Faucet Types	25+	10+	Each
3	17B03-120	Standards & Old/New Perlicks	\$	\$	\$
4	17K03-103	ADS2 & MicroMatic Stouts	\$	\$	\$

Additional price breaks available on most items. Login to your website account or contact your sales representative for pricing.

## Kleen Plug

KEEPS YOUR FAUCETS CLEAN AND SANITARY WITH KLEEN PLUG™



- Keeps out fruit flies and unwanted pests
- Durable brush/plug in long lasting and reusable
- Stepped design fits all faucet sizes

12C09-100

500+ **\$** 100+ **\$**  
50+ **\$** Ea. **\$**

## Faucet Cap

HELPS KEEP YOUR FAUCETS CLEAN AND SANITARY



- Curved pull-tab provides easy removal of cap
- Soft vinyl with gloss finish
- 2-1/4" length

FITS MOST STYLES OF FAUCETS

12A09-100

500+ **¢** 100+ **¢**  
50+ **¢** Ea. **¢**



## Growler Filling Tubes

PERFECT FOR FILLING ALL TYPES/SIZES OF GROWLERS • ATTACHES TO FAUCET • 12" LENGTH

Fits: **MOST STANDARD FAUCETS**

Faucet not included  
12K02-205

50+ **\$** 25+ **\$**  
10+ **\$** Ea. **\$**

Fits: **Perlick Perl INTERTAP™ (OLD)**

Faucet not included  
12K02-207

50+ **\$** 25+ **\$**  
10+ **\$** Ea. **\$**

Fits: **Perlick FORWARD SEALING (NEW)**

Faucet not included  
12G09-207

50+ **\$** 25+ **\$**  
10+ **\$** Ea. **\$**

## High Quality Ceramic Handles

EUROPEAN CERAMIC WITH EXCELLENT GLAZE PAINT • TRIMMED IN CHROME OR GOLD HARDWARE



**MODEL**  
**A113**

**HEIGHT**  
**12-3/4"**

**WIDTH**  
**3-1/4"**



**MODEL**  
**A57**

**HEIGHT**  
**11"**

**WIDTH**  
**3"**

CHROME HARDWARE		
Catalog No.	Color	Each
12U07-500	White	\$
12U07-501	Black	\$
12U07-502	Red	\$

GOLD HARDWARE		
Catalog No.	Color	Each
12U07-510	White	\$
12U07-511	Black	\$
12U07-512	Red	\$

CHROME HARDWARE		
Catalog No.	Color	Each
12U07-560	White	\$
12U07-561	Black	\$
12U07-562	Red	\$

GOLD HARDWARE		
Catalog No.	Color	Each
12U07-570	White	\$
12U07-571	Black	\$
12U07-572	Red	\$

Ceramic Faucet Handles and Accessories



**MODEL**  
**A5**

**HEIGHT**  
**4-1/4"**

**WIDTH**  
**2-1/4"**



**MODEL**  
**A65**

**HEIGHT**  
**11-3/4"**

**WIDTH**  
**2"**

CHROME HARDWARE		
Catalog No.	Color	Each
12U07-540	White	\$
12U07-541	Black	\$
12U07-542	Red	\$

GOLD HARDWARE		
Catalog No.	Color	Each
12U07-550	White	\$
12U07-551	Black	\$
12U07-552	Red	\$

CHROME HARDWARE		
Catalog No.	Color	Each
12U07-520	White	\$
12U07-521	Black	\$
12U07-522	Red	\$

GOLD HARDWARE		
Catalog No.	Color	Each
12U07-530	White	\$
12U07-531	Black	\$
12U07-532	Red	\$

Additional price breaks available on most items. Login to your website account or contact your sales representative for pricing.



### Wooden Pub Handle

A SIMPLE YET ATTRACTIVE ADDITION TO ANY TYPE OF TOWER

OVERALL DIMENSIONS:

11" length x 3.14" width

BLACK BOARD: 3.14" width x 3.77" height

**12K02-212**

**6+ \$\$**

**3+ \$\$ Ea. \$\$**

### Handle Inserts

FOR REPLACEMENT OR NEW PUB HANDLE CONSTRUCTION

**12G02-104**

**100+ \$**  
**50+ \$ Ea. \$**



- Manufactured of brass
- 3/8"-16 internal thread
- 5/8" overall length
- Slotted drive for install
- Drill size 1/2"

- Manufactured of brass
- 3/8"-16 internal thread
- 3/4" overall length
- Epoxy resin installation
- Drill size 5/8"



**12K02-204**

**100+ \$**  
**50+ \$ Ea. \$**



## Faucet Knobs

**ROUND KNOB**  
(NO INSERT)

12B03-163



100+ \$  
50+ \$  
25+ \$\$  
Ea. \$\$

**OBLONG KNOB**  
(WITH INSERT)

12K02-200



100+ \$\$  
50+ \$\$  
25+ \$\$  
Ea. \$\$

**OBLONG KNOB**  
(NO INSERT)

12G09-126



100+ \$\$  
50+ \$\$  
25+ \$\$  
Ea. \$\$

Additional price breaks available on most items. Login to your website account or contact your sales representative for pricing.

**4.75" LONG KNOB**



12U07-121



50+ \$\$  
25+ \$\$  
10+ \$\$  
Ea. \$\$

**OBLONG KNOB**  
**CHROME PLATED**

12K02-201



50+ \$\$  
25+ \$\$  
10+ \$\$  
Ea. \$\$

**OBLONG KNOB**  
(PLASTIC)  
**MATTE**

12K02-211



50+ \$\$  
25+ \$\$  
10+ \$\$  
Ea. \$\$

## Bonnet Anglers

KEEPS PUB HANDLES UPRIGHT INSTEAD OF BEING TILTED BACK IN THE OFF POSITION

12E07-120

**CHROME PLATED**

100+ \$\$  
50+ \$\$ 25+ \$\$ Ea. \$\$



12A03-174

TARNISH FREE  
**PVD**

25+ \$\$  
10+ \$\$ Ea. \$\$



## Handle Extensions


ADJUSTS HEIGHT OF PUB HANDLES

12A03-119

1" EXTENSION  
25+ \$\$  
10+ \$\$ Ea. \$\$

12A03-120

2" EXTENSION  
25+ \$\$  
10+ \$\$ Ea. \$\$



Faucet Knobs and Accessories

## KROME DISPENSE American Sanke Couplers

KROME DISPENSE COUPLERS GIVE YOU THE BEST OF BOTH WORLDS—HIGH QUALITY PRODUCT AND EXCEPTIONAL VALUE. KROME couplers come with either a stainless steel body & handle yoke or a nickel plated brass body & handle yoke.



*S/S Body*

24+ \$\$  
12+ \$\$  
Ea. \$\$



07K07-100



07K07-101



07K07-102

OR



07K07-108

*Brass Body*

24+ \$\$  
12+ \$\$  
Ea. \$\$

## TAPRITE American Sanke Couplers

TAPRITE couplers have a quality chrome plated brass body to provide a long lasting, durable product. Specially designed pressure inlet nipple and check valve eliminates the need for a coupling washer.



24+ \$\$  
12+ \$\$  
Ea. \$\$



07S07-122



07A03-125



07S07-125



07S07-126

Additional price breaks available on most items. Login to your website account or contact your sales representative for pricing.

## ABECO American Sanke Couplers

All ABECO sanke couplers are NSF listed. ABECO couplers have a nickel plated forged brass body to provide years of trouble-free service. The "shorty" handle allows easy installation on all American sanke kegs. These are high quality couplers at an affordable price.



07A03-127



07A03-128



07A03-129



07A03-130



24+ \$\$  
12+ \$\$  
Ea. \$\$

## PERLICK American Sanke Couplers

All PERLICK couplers have a nickel plated brass body. Offered with a non-rotating probe or a 360° rotating probe (helps prevent twisting lines).



STANDARD  
NON-ROTATING  
PROBE

07G09-113

24+ \$\$  
12+ \$\$ Ea. \$\$



360°  
ROTATING  
PROBE

07G09-111

24+ \$\$  
12+ \$\$ Ea. \$\$

American Sanke Keg Couplers





## 304 Stainless Steel American or European Sanke Coupler

ALL models have a 304 grade stainless steel body, yoke handle and probe. Will provide years of trouble-free service



**07K07-106**  
**AMERICAN SANKE**

24+ **\$**\$  
12+ **\$**\$ Ea. **\$**\$



**07K07-107**  
**EUROPEAN SANKE**

24+ **\$**\$  
12+ **\$**\$ Ea. **\$**\$



**07A03-124**  
**AMERICAN SANKE**

24+ **\$**\$  
12+ **\$**\$ Ea. **\$**\$



**07A03-126**  
**EUROPEAN SANKE**

24+ **\$**\$  
12+ **\$**\$ Ea. **\$**\$

Additional price breaks available on most items. Login to your website account or contact your sales representative for pricing.

## Low Profile American Sanke Couplers

Great for use where kinks in the lines could pose an issue – perfect for use with keg spacers



**07G09-207**

24+ **\$**\$  
12+ **\$**\$ Ea. **\$**\$



**07S07-135**

24+ **\$**\$  
12+ **\$**\$ Ea. **\$**\$



**07K09-100**

24+ **\$**\$  
12+ **\$**\$ Ea. **\$**\$



## Wing Handle American Sanke Couplers

ABECO couplers have a durable nickel plated forged brass body to provide years of trouble-free service. These are high quality couplers at affordable prices. All ABECO couplers are NSF listed.



**07K09-111**  
**PHENOLIC RESIN HANDLE**

24+ **\$**\$  
12+ **\$**\$ Ea. **\$**\$



**07K09-113**  
**PLATED METAL HANDLE**

24+ **\$**\$  
12+ **\$**\$ Ea. **\$**\$

## European Sanke Couplers

All couplers listed are high quality name brand products and will provide years of trouble-free service.



STAINLESS STEEL BODY  
CHROME PLATED PROBE

Catalog No.	24+	12+	Each
07K07-105	\$	\$	\$



CHROME PLATED BODY  
CHROME PLATED PROBE

Catalog No.	24+	12+	Each
07S07-123	\$	\$	\$



STAINLESS STEEL  
BODY AND PROBE

Catalog No.	24+	12+	Each
07A03-126	\$	\$	\$



CHROME PLATED BODY  
CHROME PLATED PROBE

Catalog No.	24+	12+	Each
07G09-115	\$	\$	\$

Additional price breaks available on most items. Login to your website account or contact your sales representative for pricing.



## Import Beer Keg Couplers



304 GRADE S/S PROBE • PLATED BRASS BODY • PRESSURE RELIEF VALVE • GAS CHECK VALVE

**A**  
SYSTEM



07K07-300

FOR USE WITH  
BUT NOT LIMITED TO:  
Paulaner, Spaten, Warsteiner

24+ \$\$\$  
12+ \$\$ Ea. \$\$

**G**  
SYSTEM



07K07-301

FOR USE WITH  
BUT NOT LIMITED TO:  
Watneys, Anchor, Fuller's

24+ \$\$\$  
12+ \$\$ Ea. \$\$

**U**  
SYSTEM



07K07-302

FOR USE WITH  
BUT NOT LIMITED TO:  
Guinness, Harp, Kilkenny

24+ \$\$\$  
12+ \$\$ Ea. \$\$

European Sanke and Krome Import Couplers





# Import Beer Keg Couplers

TOF® has been certified ISO 9001 since 1997.

TOF® produces quality keg couplers at affordable prices



BRASS BODY WITH NSF 61 GALVANIC FOOD COATING • INOX AISI 300 S/S PROBE • PRESSURE RELIEF VALVE

**A**  
SYSTEM



07T07-100

FOR USE WITH  
BUT NOT LIMITED TO:  
Paulaner, Spaten, Warsteiner

24+ \$\$  
12+ \$\$ Ea. \$\$

**G**  
SYSTEM



07T07-101

FOR USE WITH  
BUT NOT LIMITED TO:  
Watneys, Anchor, Fuller's

24+ \$\$  
12+ \$\$ Ea. \$\$

**U**  
SYSTEM



07T07-102

FOR USE WITH  
BUT NOT LIMITED TO:  
Guinness, Harp, Kilkenny

24+ \$\$  
12+ \$\$ Ea. \$\$

Additional price breaks available on most items. Login to your website account or contact your sales representative for pricing.



**M**  
SYSTEM

07T07-103

FOR USE WITH  
BUT NOT LIMITED TO:  
Veltins, Schneider, Aventinus

24+ \$\$  
12+ \$\$ Ea. \$\$



**K**  
SYSTEM

07T07-104

FOR USE WITH  
KeyKeg

24+ \$\$  
12+ \$\$ Ea. \$\$




TOF Import Keg Couplers



### ABECO Lever Couplers



### Taprite Lever Couplers



Additional price breaks available on most items. Login to your website account or contact your sales representative for pricing.



### Krome Lever Couplers



Ref.#	Catalog No.	Description	25+	10+	Each
1	12J06-101	Ball Retainer	\$	\$	\$
2	12J06-102	Check Ball	\$	\$	\$
3	07K09-109	Probe Washer (American)	\$	\$	\$
3	12J06-104	Probe Washer (European)	\$	\$	\$
4	12J06-105	Body O-Ring	\$	\$	\$
5	07K09-108	Bottom Seal Washer	\$	\$	\$
6	12J06-106	Pressure Relief Valve	\$	\$	\$
7	04B03-135	Beer Hex Nut	\$	-	\$
8	05C08-132	Tailpiece 5/16" Barb	\$	-	\$
9	12J06-110	Retainer for Check Valve	\$	\$	\$
10	12J06-103	Check Valve	\$	\$	\$
11	12J06-111	Hinge Pin	\$	\$	\$
12	12J06-112	Nut for Hinge Pin	\$	\$	\$
13	12J06-113	Yoke/Handle Assembly (White)	\$	\$	\$
14	12J06-114	Plastic Handle Only (White)	\$	\$	\$
14	12J06-117	Plastic Handle Only (Red)	\$	\$	\$
14	12J06-118	Plastic Handle Only (Blue)	\$	\$	\$
14	12J06-119	Plastic Handle Only (Gold)	\$	\$	\$

Ref.#	Catalog No.	Description	25+	10+	Each
1	12S07-106	Ball Retainer	\$	\$	\$
2	12S07-107	Check Ball	\$	\$	\$
3	07K09-109	Probe Washer (American)	\$	\$	\$
3	12J06-104	Probe washer (European)	\$	\$	\$
4	07S07-106	Body O-Ring	\$	\$	\$
5	07K09-108	Bottom Seal Washer	\$	\$	\$
6	07S07-107	Pressure Relief Valve	-	-	\$
7	04B03-135	Beer Hex Nut	\$	-	\$
8	12S07-111	Gas Nipple 5/16" Barb	\$	\$	\$
9	12S07-112	Check Valve	\$	\$	\$
10	12S07-113	Hinge Pin	-	-	\$
11	12S07-115	Yoke/Handle Assembly (Blue)	-	-	\$
12	12S07-159	Plastic Handle Only (White)	-	-	\$
12	12S07-172	Plastic Handle Only (Red)	-	-	\$
12	12S07-119	Plastic Handle Only (Blue)	-	-	\$

Ref.#	Catalog No.	Description	25+	10+	Each
1	12S07-106	Ball Retainer	\$	\$	\$
2	12G09-143	Check Ball	\$	\$	\$
3	07K07-200	Probe Washer (American)	\$	\$	\$
3	07K07-208	Probe washer (European)	\$	\$	\$
4	07K07-201	Body O-Ring (2 pc/Pkg)	\$	\$	\$
5	07K07-202	Bottom Seal Washer	\$	\$	\$
6	07K07-207	Pressure Relief Valve	\$	\$	\$
7	04B03-135	Beer Hex Nut	\$	-	\$
8	12S07-111	Gas Nipple 5/16" Barb	\$	\$	\$
9	12S07-112	Check Valve	\$	\$	\$
10	07K07-206	Hinge Pin	\$	\$	\$
11	07K07-203	Yoke/Handle Assembly (Black)	\$	\$	\$
12	07K07-110	Plastic Handle Only (Black)	\$	\$	\$
12	07K07-111	Plastic Handle Only (Red)	\$	\$	\$
12	07K07-112	Plastic Handle Only (Yellow)	\$	\$	\$

Replacement Parts for Sanke Keg Couplers



Ref.#	Catalog No.	Description	25+	10+	Each
-	-	-	-	-	-
1	12J06-101	Ball Retainer	\$	\$	\$
2	12J06-102	Check Ball	\$	\$	\$
3	07S07-106	Probe O-Ring	\$	\$	\$
4	07K09-109	Probe Washer	\$	\$	\$
5	07K09-108	Bottom Seal Washer	\$	\$	\$
6	12J06-106	Pressure Relief Valve	\$	\$	\$
7	12J06-105	Body O-Ring	\$	\$	\$
8	12J06-107	Spring	\$	\$	\$
9	12J06-116	Retainer for Lexan Washer	\$	\$	\$
10	12J06-115	Lexan Washer	\$	\$	\$
11	12J06-108	Wing Handle (Black Plastic)	\$	\$	\$
11	07A03-143	Wing Handle (Plated Metal)	\$	\$	\$
12	12J06-109	Retainer Clip for Handle	\$	\$	\$
13	04B03-135	Beer Hex Nut	\$	-	\$
14	05C08-132	Tailpiece 5/16" Barb	\$	-	\$
15	12J06-110	Retainer for Check Valve	\$	\$	\$
16	12J06-103	Check Valve	\$	\$	\$



### ABECO Wing Couplers



Additional price breaks available on most items. Login to your website account or contact your sales representative for pricing.

Ref.#	Catalog No.	Description	25+	10+	Each
-	-	-	-	-	-
-	-	-	-	-	-
-	-	-	-	-	-
1	12G09-108	Ball Retainer	\$	\$	\$
2	12G09-143	Check Ball	\$	\$	\$
3	12G09-150	Probe Washer (American)	\$	\$	\$
3	12G09-151	Probe Washer (European)	\$	\$	\$
4	12G09-146	Body O-Ring	\$	\$	\$
5	12G09-149	Bottom Seal Washer	\$	\$	\$
6	12G09-110	Hinge Pin	\$	\$	\$
7	12G09-109	Yoke/Handle Assembly (Black)	\$	\$	\$
8	12G09-162	Plastic Handle Only (Black)	\$	\$	\$
9	04B03-135	Beer Hex Nut	\$	-	\$
10	05C08-132	Tailpiece 5/16" Barb	\$	-	\$
11	04B03-132	Neoprene Beer Washer	-	-	\$
12	12G09-147	Check Valve	\$	\$	\$
13	N/A	Pressure Relief Valve	-	-	-



### Perlick Lever Couplers





DIAGRAM FOR PART REPRESENTATION ONLY  
(Look of actual part may vary)

Ref.#	Catalog No.	Description	25+	10+	Each
-	-	-	-	-	-
-	-	-	-	-	-
-	-	-	-	-	-
1	07S07-141	Ball Retainer	\$	\$	\$
2	07S07-142	Check Ball	\$	\$	\$
3	07S07-101	Probe O-ring (A,G)	\$	\$	\$
3	07S07-102	Probe O-ring (U)	\$	\$	\$
4	N/A	Hinge Pin	-	-	-
5	N/A	Fork/Handle Assembly	-	-	-
6	N/A	Pressure Relief Valve	-	-	-
7	07S07-144	Bottom Seal (A,G)	\$	\$	\$
7	07S07-145	Bottom Seal (U)	\$	\$	\$
8	12S07-112	Gas Check Valve	\$	\$	\$
9	12S07-111	Gas Nipple (Barbed)	\$	\$	\$
10	04B03-135	Retainer Nut	\$	-	\$



### Import Couplers



Replacement Parts for Sanke and Taprite® Import Couplers

# A SYSTEM



## Replacement Parts for 07T07-100

Ref.#	Catalog No.	Description	25+	10+	Each
1	12S07-106	Ball Retainer	\$	\$	\$
2	12G09-143	Check Ball	\$	\$	\$
3	07T07-200	Body O-ring (needs 2pc)	\$	\$	\$
4	07T07-204	Hinge Pin	\$	\$	\$
5	07T07-205	Fork/Handle Assembly	\$	\$	\$
6	07T07-206	Pressure Relief Valve	\$	\$	\$
7	07T07-207	Bottom Seal	\$	\$	\$
8	12S07-112	Gas Check Valve	\$	\$	\$
9	12S07-111	Gas Nipple (Barbed)	\$	\$	\$
10	04B03-135	Retainer Nut	\$	\$	\$

# G SYSTEM



## Replacement Parts for 07T07-101

Ref.#	Catalog No.	Description	25+	10+	Each
1	12S07-106	Ball Retainer	\$	\$	\$
2	12G09-143	Check Ball	\$	\$	\$
3	07T07-200	Body O-ring (needs 2pc)	\$	\$	\$
4	07T07-204	Hinge Pin	\$	\$	\$
5	07T07-205	Fork/Handle Assembly	\$	\$	\$
6	07T07-206	Pressure Relief Valve	\$	\$	\$
7	07T07-207	Bottom Seal	\$	\$	\$
8	12S07-112	Gas Check Valve	\$	\$	\$
9	12S07-111	Gas Nipple (Barbed)	\$	\$	\$
10	04B03-135	Retainer Nut	\$	\$	\$

Additional price breaks available on most items. Login to your website account or contact your sales representative for pricing.

# U SYSTEM



## Replacement Parts for 07T07-102

Ref.#	Catalog No.	Description	25+	10+	Each
1	12S07-106	Ball Retainer	\$	\$	\$
2	12G09-143	Check Ball	\$	\$	\$
3	07T07-201	Body O-ring	\$	\$	\$
4	07T07-204	Hinge Pin	\$	\$	\$
5	07T07-205	Fork/Handle Assembly	\$	\$	\$
6	07T07-206	Pressure Relief Valve	\$	\$	\$
7	07T07-209	Bottom Seal	\$	\$	\$
8	12S07-112	Gas Check Valve	\$	\$	\$
9	12S07-111	Gas Nipple (Barbed)	\$	\$	\$
10	04B03-135	Retainer Nut	\$	\$	\$
11	07T07-210	5/8" BSP Probe Adapter	\$	\$	\$
12	07T07-202	O-Ring (Probe Adapter)	\$	\$	\$
13	07T07-203	O-Ring (Probe)	\$	\$	\$

Replacement Parts for Import Couplers



## Replacement Parts for 07T07-103

Ref.#	Catalog No.	Description	25+	10+	Each
1	12S07-106	Ball Retainer	\$	\$	\$
2	12G09-143	Check Ball	\$	\$	\$
3	07T07-200	Body O-ring (needs 2pc)	\$	\$	\$
4	07T07-204	Hinge Pin	\$	\$	\$
5	07T07-205	Fork/Handle Assembly	\$	\$	\$
6	07T07-206	Pressure Relief Valve	\$	\$	\$
7	07T07-207	Bottom Seal	\$	\$	\$
8	12S07-112	Gas Check Valve	\$	\$	\$
9	12S07-111	Gas Nipple (Barbed)	\$	\$	\$
10	04B03-135	Retainer Nut	\$	\$	\$
14	07T07-208	Probe Seal	\$	\$	\$



## Replacement Parts for 07T07-104

Ref.#	Catalog No.	Description	25+	10+	Each
1	12S07-106	Ball Retainer	\$	\$	\$
2	12G09-143	Check Ball	\$	\$	\$
3	07T07-200	Body O-ring (needs 2pc)	\$	\$	\$
4	07T07-204	Hinge Pin	\$	\$	\$
5	07T07-205	Fork/Handle Assembly	\$	\$	\$
6	07T07-206	Pressure Relief Valve	\$	\$	\$
7	07T07-207	Bottom Seal	\$	\$	\$
8	12S07-112	Gas Check Valve	\$	\$	\$
9	12S07-111	Gas Nipple (Barbed)	\$	\$	\$
10	04B03-135	Retainer Nut	\$	\$	\$
15	07T07-211	Probe O-ring	<b>NOT SOLD SEPERATELY – ORDER REF. # 16</b>		
16	07T07-212	Repair Kit (Ref.# 1,2,3,7,15)	\$	\$	\$



Additional price breaks available on most items. Login to your website account or contact your sales representative for pricing.

## Replacement Parts for ABECO

DIAGRAM FOR PART REPRESENTATION ONLY – LOOK OF ACTUAL PART MAY VARY

Ref.#	Catalog No.	Description	25+	10+	Each
1	N/A	Ball Retainer	-	-	-
2	07A03-105	Check Ball	\$	\$	\$
3	N/A	Body O-ring (need 2pc)	-	-	-
4	N/A	Hinge Pin	-	-	-
5	N/A	Fork/Handle Assembly	-	-	-
6	N/A	Pressure Relief Valve	-	-	-
7	07A03-100	Bottom Seal (A,G)	<b>DISCONTINUED</b>		
7	N/A	Bottom Seal (U)	-	-	-
8	12S07-112	Gas Check Valve	\$	\$	\$
9	12S07-111	Gas Nipple (Barbed)	\$	\$	\$
10	04B03-135	Retainer Nut	\$	\$	\$



Replacement Parts for Import Couplers

## Beer Nuts, Wing Nuts and Beer Washer



Ref. #	Catalog No.	Description	100+	50+	25+	Each
1	04B03-135	Beer Nut (Plated Brass)	\$	\$	\$	\$
2	04C03-304	Beer Nut (304 S/S)	\$	\$	\$	\$
3	04B03-133	Wing Nut (Plated Brass/Nylon)	\$	\$	\$	\$

Ref. #	Catalog No.	Description	100+	50+	25+	Each
4	04K03-134	Wing Nut (Plated Brass) Krome	\$	\$	\$	\$
5	04B03-134	Wing Nut (Plated Brass)	\$	\$	\$	\$

Ref. #	Catalog No.	Description	1000+	500+	100+	Each
6	04B03-132	Beer Washer	\$	\$	\$	\$

**ALL ITEMS ON THIS PAGE HAVE A 3/8" ID BORE AND ARE 5/8" BSP THREAD (COMMONLY KNOWN AS BEER THREAD)**

## Beer Thread Shutoff Valves



Ref. #	Catalog No.	Description	50+	25+	10+	Each
1	04B07-101	Shutoff (304 S/S) Foxx	\$	\$	\$	\$
2	04S07-101	Shutoff (304 S/S) MicroMatic	\$	\$	\$	\$

Ref. #	Catalog No.	Description	50+	25+	10+	Each
3	05K03-157	Swivel Shutoff (304 S/S) Krome	\$	\$	\$	\$
4	05B03-157	Swivel Shutoff (Plated Brass)	\$	\$	\$	\$

Additional price breaks available on most items. Login to your website account or contact your sales representative for pricing.

## Beer Accessory Components



Ref. #	Catalog No.	Description	50+	25+	10+	Each
1	05K03-142	Duplex Coupling (304 S/S)	\$	\$	\$	\$
2	05K03-151	Swivel "Y" Adapter (304 S/S)	\$	\$	\$	\$

Ref. #	Catalog No.	Description	50+	25+	10+	Each
3	05B03-151	Swivel "Y" Adapter (Plated Brass)	\$	\$	\$	\$
4	05K09-101	90° Adapter (304 S/S)	\$	\$	\$	\$
5	05C09-101	90° Adapter (Plated Brass)	\$	\$	\$	\$

Beer Thread Fittings

### Beer Cap and Washer



For capping off all 5/8" BSP (beer thread) components

**04B03-136**

50+ **\$\$**  
 25+ **\$\$\$**    10+ **\$\$\$**  
 Ea. **\$\$\$**



### Beer Switch

Connects 2 kegs to 1 faucet. Manually switch to full keg when 1st keg empties.



**05K03-141**

10+ **\$\$\$**  
 5+ **\$\$\$**  
 Ea. **\$\$\$**






## 304 Grade Stainless Steel Wall Brackets



①  
STRAIGHT  
3/8" B x 3/8" B



②  
45° ANGLE  
3/8" B x 3/8" B



③  
45° ANGLE  
5/16" or 3/8" B x 3/8" B



④  
STRAIGHT  
3/8" B - All



⑤  
45° ANGLE  
3/8" B x MBT



⑥  
45° ANGLE  
MBT x MBT



⑦  
STRAIGHT  
MBT x MBT x MBT



⑧  
45° ANGLE  
MBT x MBT



⑨  
45° ANGLE  
MBT x MBT x MBT

Ref.#	Catalog No.	Description	50+	25+	10+	Each
1	04C03-369	3/8" B x 3/8" B	\$	\$	\$	\$
2	04C03-362	3/8" B x 3/8" B	\$	\$	\$	\$
3	04C03-358	5/16" B x 3/8" B	\$	\$	\$	\$
4	04C03-371	3/8" B (All ends)	\$	\$	\$	\$
5	04C03-363	3/8" B x MBT	\$	\$	\$	\$

Ref.#	Catalog No.	Description	50+	25+	10+	Each
6	04C03-364	MBT x MBT	\$	\$	\$	\$
7	04C03-372	MBT (All Ends)	\$	\$	\$	\$
8	05K03-150	MBT x MBT	\$	\$	\$	\$
9	05K03-149	MBT (All Ends)	\$	\$	\$	\$

Additional price breaks available on most items. Login to your website account or contact your sales representative for pricing.




## 304 Grade Stainless Steel Beer Manifolds



04K03-402  
2 Outlets

6+ **\$**  
3+ **\$** Ea. **\$**



04K03-403  
3 Outlets

6+ **\$**  
3+ **\$** Ea. **\$**



04K03-404  
4 Outlets

6+ **\$**  
3+ **\$** Ea. **\$**

1/2" Barbed Inlet • Male "Beer Thread" 5/8" BSPP Outlets • 2" Diameter Cylinder

## Stainless Steel Tail Pieces & Splicers



Catalog No.	Fits Vinyl Tubing I.D.	Fits Poly Tubing I.D.	100+	50+	25+	Each
04C03-318	1/4" MFL (with Hex for easy connection)		\$	\$	\$	\$
04C03-154	3/8" Push-in fitting (use with DMFit /JG)		\$	\$	\$	\$
04C03-305	-	3/16"	\$	\$	\$	\$
04C03-101	3/16"	1/4"	\$	\$	\$	\$

Catalog No.	Fits Vinyl Tubing I.D.	Fits Poly Tubing I.D.	100+	50+	25+	Each
04C03-178	1/4" or 5/16"	5/16"	\$	\$	\$	\$
04C03-102	5/16" or 3/8"	3/8"	\$	\$	\$	\$
04C03-100	1/2"	1/2"	\$	\$	\$	\$



Catalog No.	Fits Vinyl Tubing I.D.	Fits Poly Tubing I.D.	100+	50+	25+	Each
05C03-103	3/16"	-	\$	\$	\$	\$
05C03-104	1/4"	1/4"	\$	\$	\$	\$
05C03-106	5/16"	5/16"	\$	\$	\$	\$

Catalog No.	Fits Vinyl Tubing I.D.	Fits Poly Tubing I.D.	100+	50+	25+	Each
-	-	-	-	-	-	-
05C03-107	3/8"	3/8"	\$	\$	\$	\$
05C03-108	1/2"	1/2"	\$	\$	\$	\$



Catalog No.	Fits Vinyl Tubing I.D.	Fits Poly Tubing I.D.	100+	50+	25+	Each
04C03-142	-	3/16" x 3/16"	\$	\$	\$	\$
04C03-351	-	3/16" x 1/4"	\$	\$	\$	\$
04C03-352	-	3/16" x 3/8"	\$	\$	\$	\$
04C03-139	3/16" or 5/16"	1/4" x 1/4"	\$	\$	\$	\$
04C03-366	3/16" or 1/4" x 5/16"	1/4" x 5/16"	\$	\$	\$	\$


Catalog No.	Fits Vinyl Tubing I.D.	Fits Poly Tubing I.D.	100+	50+	25+	Each
-	-	-	-	-	-	-
04C03-367	1/4" or 5/16"	5/16" x 5/16"	\$	\$	\$	\$
04C03-254	3/16" or 1/4" x 5/16" or 3/8"	1/4" x 3/8"	\$	\$	\$	\$
04C03-370	1/4" or 5/16" x 5/16" or 3/8"	5/16" x 3/8"	\$	\$	\$	\$
04C03-282	5/16" or 3/8"	3/8" x 3/8"	\$	\$	\$	\$

Additional price breaks available on most items. Login to your website account or contact your sales representative for pricing.

## Plated Brass Tail Pieces & Splicers



TAIL PIECES						
Catalog No.	Fits Vinyl Tubing I.D.	Fits Poly Tubing I.D.	100+	50+	25+	Each
05C08-130	3/16"	1/4"	\$	\$	\$	\$
05C08-131	1/4"	5/16"	\$	\$	\$	\$
05C08-132	5/16"	3/8"	\$	\$	\$	\$
05C08-133	3/8"	-	\$	\$	\$	\$
05C08-134	1/2"	-	\$	\$	\$	\$




SPLICERS						
Catalog No.	Fits Vinyl Tubing I.D.	Fits Poly Tubing I.D.	100+	50+	25+	Each
05A03-103	3/16" x 3/16"	1/4" x 1/4"	\$	\$	\$	\$
05A03-104	3/16" x 1/4"	1/4" x 5/16"	\$	\$	\$	\$
05A03-130	3/16" x 5/16"	1/4" x 3/8"	\$	\$	\$	\$
05A03-105	3/16" x 3/8"	-	\$	\$	\$	\$
05A03-106	1/4" x 1/4"	5/16" x 5/16"	\$	\$	\$	\$
05A03-131	1/4" x 5/16"	5/16" x 3/8"	\$	\$	\$	\$
05A03-107	1/4" x 3/8"	-	\$	\$	\$	\$
05A03-135	1/4" x 1/2"	5/16" x 1/2"	-	-	-	\$
05A03-132	5/16" x 3/8"	-	\$	\$	\$	\$
05A03-108	3/8" x 3/8"	-	\$	\$	\$	\$
05A03-134	3/8" x 1/2"	-	\$	\$	\$	\$
05A03-126	1/2" x 1/2"	1/2" x 1/2"	\$	\$	\$	\$

Tail Pieces and Splicers

# Armaflex® 6' Foam Tube and Sheet Insulation

MILDEW AND MOLD RESISTANT • GREAT FOR INSULATING SODA/BEER TUBING RUNS



FOAM TUBING IS SOLD IN 6' SECTIONS ONLY - PRICED PER FOOT

Catalog No.	Wall	ID	36'+	18'+	6'+
19D05-108	1/4"	1/2"	<b>CLOSEOUT</b>		
19D05-119	3/8"	1/2"	\$	\$	\$
19D05-103	3/8"	5/8"	\$	\$	\$
19D05-104	3/8"	1-5/8"	\$	\$	\$
19D05-113	1/2"	1-1/8"	\$	\$	\$
19D05-111	1/2"	1-5/8"	\$	\$	\$
19D05-101	1/2"	2-1/8"	\$	\$	\$
19D05-102	1/2"	2-5/8"	\$	\$	\$
19D05-105	1/2"	3-1/8"	\$	\$	\$
19D05-110	1/2"	3-1/2"	\$	\$	\$

Catalog No.	Wall	ID	36'+	18'+	6'+
19D05-106	1/2"	4-1/8"	\$	\$	\$
19D05-109	1/2"	4-1/2"	\$	\$	\$
19D05-118	3/4"	1-3/8"	\$	\$	\$
19D05-107	3/4"	1-5/8"	\$	\$	\$
19D05-112	3/4"	2-1/8"	\$	\$	\$
19D05-120	3/4"	2-1/2"	\$	\$	\$
19D05-116	3/4"	2-5/8"	\$	\$	\$
19D05-121	3/4"	3-1/8"	\$	\$	\$
19D05-117	1"	1-5/8"	\$	\$	\$
19D05-115	1"	2-1/8"	\$	\$	\$

SHEET INSULATION 36" x 48" x 1/2" 19D05-200 PER SHEET \$5

Additional price breaks available on most items. Login to your website account or contact your sales representative for pricing.

## Premium Vinyl Tapes

HIGH QUALITY VINYL TAPE WITH EXCELLENT ADHESION

**20D01-106** is great for finishing exterior of insulated tubing bundles. Helps protect insulation and reduces friction when pulling through a chase.

• 2" wide x 100' length per roll



**20D01-107** is a cold temperature tape that remains stretchy and pliable even in cold environments and is great for using as a moisture barrier on insulated tubing bundles.

• 2" wide x 100' length per roll



Catalog No.	Size	6+	3+	Ea.
20D01-106	2" Wide Vinyl Tape	\$	\$	\$
20D01-107	2" Wide Cold Temp. Tape	\$	\$	\$

## Aluminum Foil Tapes

SUPERIOR ADHESION AND VIRTUALLY NO ODOR

**20A01-103** is great for transferring cold from glycol lines to product lines on insulated tubing bundles.

• 2" wide x 150' length per roll



**20A01-104** is the same as above and used for the same purpose, but requires fewer turns per foot when wrapping insulated tubing bundles.

• 3" wide x 150' length per roll



Catalog No.	Size	6+	3+	Each
20A01-103	2" Wide Foil Tape	\$	\$	\$
20A01-104	3" Wide Foil Tape	\$	\$	\$

## Premium Cloth Duct Tape

HIGH QUALITY TAPE WITH EXCELLENT ADHESION

Tough polyethylene with fabric reinforcement provides superior adhesion and is used for the initial phase of wrapping lines in insulated tubing bundles. It has many other uses as well.

• 2" wide x 180' length per roll




Catalog No.	Size	6+	3+	Each
20D01-100	2" Wide Duct Tape (black)	\$	\$	\$
20D01-101	2" Wide Duct Tape (gray)	-	\$	\$

## Adhesive Foam Insulation Tape

HIGH QUALITY TAPE WITH EXCELLENT ADHESION

Self adhesive, easily molds to irregular surfaces. Insulated and prevents sweating.

• 1/8" thick x 2" wide x 30' length per roll



Catalog No.	24+	12+	Each
20D01-104	\$	\$	\$

# Accuflex Quality Hose and Tubing

THE RECOGNIZED LEADER IN BEVERAGE TRANSFER PRODUCTS



## Bevlex® Series 200 CRYSTAL CLEAR VINYL DUAL DUROMETER CONSTRUCTION

- Very flexible • Excellent kink resistance • Taste protection properties • No foam super smooth bore • Phthalate free

### APPROVED BY MAJOR BREWERIES

SUPER FLEXIBLE – EVEN WHEN COLD							PRICES PER 100'				PRICE PER FOOT
Catalog No.	Color	I.D.	O.D.	Working Pressure at 70°F	Clamp Index	Roll Size	10 Rolls	5 Rolls	1 Roll	Under 100'	
08A05-118	Clear	3/16"	5/16"	60	B	100'	\$	\$	\$	.\$	
08A05-120	Clear	3/16"	7/16"	80	E	100'	\$	\$	\$	.\$	
08A05-520	Clear	3/16"	7/16"	80	E	500'	\$	\$	\$	–	
08P05-112	Clear	1/4"	3/8"	55	C	100'	\$	\$	\$	.\$	
08A05-121	Clear	1/4"	1/2"	70	Q	100'	\$	\$	\$	.\$	
08P05-113	Clear	5/16"	7/16"	45	E	100'	\$	\$	\$	.\$	
08A05-125	Clear	5/16"	9/16"	60	H	100'	\$	\$	\$	.\$	
08A05-525	Clear	5/16"	9/16"	60	H	500'	\$	\$	\$	–	
08P05-114	Clear	3/8"	1/2"	45	Q	100'	\$	\$	\$	.\$	
08A05-126	Clear	3/8"	5/8"	50	J	100'	\$	\$	\$	.\$	
08A05-526	Clear	3/8"	5/8"	50	J	500'	\$	\$	\$	–	
08P05-115	Clear	1/2"	5/8"	30	J	100'	\$	\$	\$	.\$	
08A05-127	Clear	1/2"	3/4"	40	I	100'	\$	\$	\$	.\$	
08A05-119	Black	3/16"	7/16"	80	E	100'	\$	\$	\$	.\$	
08A05-141	Black	3/8"	5/8"	50	J	100'	\$	\$	\$	.\$	
08A05-123	Blue	5/16"	9/16"	60	H	100'	\$	\$	\$	.\$	
08A05-124	Red	5/16"	9/16"	60	H	100'	\$	\$	\$	.\$	
08A05-524	Red	5/16"	9/16"	60	H	500'	–	–	\$	–	
TRANSLUCENT COLORED TUBINGS											
08A05-130	Blue	5/16"	9/16"	60	H	100'	\$	\$	\$	.\$	
08A05-530	Blue	5/16"	9/16"	60	H	500'	–	\$	\$	–	
08A05-131	Red	5/16"	9/16"	60	H	100'	\$	\$	\$	.\$	
08A05-531	Red	5/16"	9/16"	60	H	500'	–	–	\$	–	

## Bevlex® Series 222 Thinwall SEMI-TRANSPARENT POLYETHYLENE NON-BARRIER

- Inexpensive • Odorless and tasteless • Kink resistant

ACCEPTABLE FOR BEER LINES						PRICES PER 100'				PRICE PER FOOT
Catalog No.	I.D.	O.D.	Working Pressure at 70° F	Clamp Index	Roll Size	4 Rolls	2 Rolls	1 Roll	100' Section	Under 100'
08H05-115	1/4"	3/8"	125	B	500'	\$	\$	\$	\$	.\$
08H05-116	3/8"	1/2"	100	F	500'	\$	\$	\$	\$	.\$
08H05-117	1/2"	5/8"	75	H	500'	\$	\$	\$	\$	.\$

## Bev-Seal Ultra® Series 235 POLYEFIN TUBE WITH INTERNAL DUAL BARRIER

- Prevents flavor permeation • Works well with pungent flavors • Lightweight • Very flexible
- Allows quick flavor changeovers without taste transfer

PREVENTS FLAVOR PERMEATION						PRICES PER 100'				PRICE PER FOOT
Catalog No.	I.D.	O.D.	Working Pressure at 70° F	Clamp Index	Roll Size	4 Rolls	2 Rolls	1 Roll	100' Section	Under 100'
08H05-247	3/16"	5/16"	150	A	1000"	\$	\$	\$	\$	.\$
08H05-249	1/4"	3/8"	125	B	500'	\$	\$	\$	\$	.\$
08H05-248	5/16"	7/16"	100	C	500'	\$	\$	\$	\$	.\$
08H05-250	3/8"	1/2"	100	F	500'	\$	\$	\$	\$	.\$
08H05-251	1/2"	5/8"	75	H	500'	\$	\$	\$	\$	.\$

### Restriction by Tubing Type

ADD 1/2 P.S.I. FOR EVERY FOOT OF VERTICAL LIFT AND SUBTRACT 1/2 P.S.I. FOR EVERY FOOT OF VERTICAL DROP

BEVLEX® SERIES 200		
3/16" I.D.	PER FOOT	= 2.2 P.S.I.
1/4" I.D.	PER FOOT	= .80 P.S.I.
5/16" I.D.	PER FOOT	= .40 P.S.I.
3/8" I.D.	PER FOOT	= .20 P.S.I.
1/2" I.D.	PER FOOT	= .00 P.S.I.

BEVLEX® SERIES 222 THINWALL		
3/16" I.D.	PER FOOT	= N/A
1/4" I.D.	PER FOOT	= .60 P.S.I.
5/16" I.D.	PER FOOT	= .20 P.S.I.
3/8" I.D.	PER FOOT	= .07 P.S.I.
1/2" I.D.	PER FOOT	= .00 P.S.I.

BEV-SEAL ULTRA® SERIES 235		
3/16" I.D.	PER FOOT	= 2.0 P.S.I.
1/4" I.D.	PER FOOT	= .30 P.S.I.
5/16" I.D.	PER FOOT	= .10 P.S.I.
3/8" I.D.	PER FOOT	= .06 P.S.I.
1/2" I.D.	PER FOOT	= .00 P.S.I.





# Accuflex Quality Hose and Tubing

THE RECOGNIZED LEADER IN BEVERAGE TRANSFER PRODUCTS

140° Fahrenheit is the maximum operating temperature for all items listed

## Reinforced Braided Tubing

### Bevlex® Series 170 POLYESTER-REINFORCED POLYETHYLENE WITH COPOLYMER JACKET

- Increased pressure performance • Excellent resistance to kinks and stress cracks
- Copolymer jacket is abrasion resistant

APPROVED BY MAJOR BOTTLERS

IDEAL FOR PRODUCT LINES						PRICES PER 100'				PRICE PER FOOT
Catalog No.	I.D.	O.D.	Working Pressure at 70° F	Clamp Index	Roll Size	4 Rolls	2 Rolls	1 Roll	100' Section	Under 100'
08H05-151	1/4"	15/32"	300	C	500'	\$	\$	\$	\$	.\$
08H05-153	1/4"	17/32"	300	F	500'	\$	\$	\$	\$	.\$
08H05-152	3/8"	19/32"	300	G	300'	\$	\$	\$	\$	.\$
08H05-155	1/2"	3/4"	250	K	500'	\$	\$	\$	\$	.\$



OTHER ACCUFLEX™ HOSES AND TUBINGS AVAILABLE — SEE PAGES 78-82

## Glycol Line Tubing

### LLDPE Polyethylene Series 221 INDUSTRIAL GRADE POLY TUBING (NOT FOOD GRADE)

- Inexpensive • Odorless and tasteless
- Resistant to kinking, environmental stress cracks, solvents, sunlight and UV radiation

USED FOR GLYCOL RECIRCULATING LINES						PRICES PER 100'				PRICE PER FOOT	
Catalog No.	Color	I.D.	O.D.	Working Pressure at 70° F	Clamp Index	Roll Size	4 Rolls	2 Rolls	1 Roll	100' Section	Under 100'
08H05-252	Black	3/8"	1/2"	100	F	500'	\$	\$	\$	\$	.\$
08H05-116	White	3/8"	1/2"	100	F	500'	\$	\$	\$	\$	.\$
08H05-352	Blue	3/8"	1/2"	100	F	500'	\$	\$	\$	\$	.\$
08H05-353	Red	3/8"	1/2"	100	F	500'	\$	\$	\$	\$	.\$



## Drain Tubing

### Sani-Clean AM™ Series 218 SPECIAL PROPRIETARY COMPOUND

- Antimicrobial additive discourages the development of fungal growth on the inner and outer surface of tubing
- Unique translucent metallic gray color offers a sanitary appearance, while allowing for a visual inspection of the line • Flexible and kink resistant

DISCOURAGES FUNGAL GROWTH						PRICES PER 100'				PRICE PER FOOT
Catalog No.	I.D.	O.D.	Working Pressure at 70° F	Clamp Index	Roll Size	4 Rolls	2 Rolls	1 Roll	100' Section	Under 100'
08H05-401	1/2"	3/4"	45	06K07-101	100'	\$	\$	\$	\$	\$
08H05-402	5/8"	7/8"	40	06K07-101	100'	\$	\$	\$	\$	\$
08H05-403	3/4"	1"	39	06G08-206	100'	\$	\$	\$	\$	\$
08H05-113	1"	1-1/4"	25	06G08-206	100'	\$	\$	\$	\$	\$



### TigerFlex® Series DHG SMOOTH BORE PVD WITH PVD HELIX REINFORCEMENT

- Convoluted construction provides exceptional kink resistance • Has a very tight bend radius for "hard to install" locations • Ideal where kinking or crushing of tube is an issue

MINIMIZES FLOW RESTRICTIONS						PRICES PER 100'				PRICE PER FOOT
Catalog No.	I.D.	O.D.	Working Pressure at 68° F	Clamp Index	Roll Size	4 Rolls	2 Rolls	1 Roll	100' Section	Under 100'
08H05-200	1/2"	11/16"	38	-	100'	\$	\$	\$	\$	\$
08H05-201	3/4"	1-1/16"	36	-	100'	\$	\$	\$	\$	\$
08H05-202	1"	1-3/8"	36	-	100'	\$	\$	\$	\$	\$



Tubing (Beer Related)

# EJ Beverage Ultra Barrier™ Tubings



**DOES NOT EMIT TOXINS**



## Ultra Barrier™ Thinwall Flexible Barrier Tubing

Highly flexible, PVC/BPA-free, food-grade tubing • FDA approved • Superior barrier properties • Ultra low permeation  
Proven to have no significant impact on taste or flavor • Environmentally friendly production - does not emit toxins



SYPHON OR RACKING TUBING							PRICES PER 100'			PRICE PER FOOT
Catalog No.	I.D.	O.D.	Wall	Working Pressure at 70° F	Clamp No.	Roll Size	4 Rolls	2 Rolls	1 Roll	Under 100'
08F01-100	3/16"	5/16"	1/16"	53 psi	06G08-188	100'	\$	\$	\$	\$
08F01-103	1/4"	3/8"	1/16"	39 psi	06G08-205	100'	\$	\$	\$	\$
08F01-106	5/16"	7/16"	1/16"	34 psi	06G08-184	100'	\$	\$	\$	\$
08F01-110	3/8"	1/2"	1/16"	33 psi	06G08-191	100'	\$	\$	\$	\$
08F01-113	1/2"	5/8"	1/16"	22 psi	06G08-170	100'	\$	\$	\$	\$

## Ultra Barrier™ Flexible Barrier Tubing


Highly flexible, PVC/BPA-free, food-grade tubing • FDA approved • Superior barrier properties • Ultra low permeation  
Proven to have no significant impact on taste or flavor • Environmentally friendly production - does not emit toxins



STANDARD BEER LINE							PRICES PER 100'			PRICE PER FOOT
Catalog No.	I.D.	O.D.	Wall	Working Pressure at 70° F	Clamp No.	Roll Size	4 Rolls	2 Rolls	1 Roll	Under 100'
08F01-101	3/16"	7/16"	1/8"	85 psi	06G08-184	100'	\$	\$	\$	\$
08F01-104	1/4"	1/2"	1/8"	59 psi	06G08-191	100'	\$	\$	\$	\$
08F01-107	5/16"	9/16"	1/8"	59 psi	06G08-193	100'	\$	\$	\$	\$
08F01-111	3/8"	5/8"	1/8"	53 psi	06G08-170	100'	\$	\$	\$	\$
08F01-114	1/2"	3/4"	1/8"	40 psi	06G08-195	100'	\$	\$	\$	\$

## Beverage High Temp™ Silicone-Free Flexible Barrier Tubing

Highly flexible, PVC/BPA-free, food-grade tubing • Superior barrier properties • For use up to 275° Fahrenheit  
Proven to have no significant impact on taste or flavor • Environmentally friendly production - does not emit toxins



**WORKS UP TO 275° FARENHEIT**

ROLL SIZE HERE IS ONLY 50' — CUT PRICES PER 100' IN HALF FOR ROLL COST

HOT FLUID TRANSFER							PRICES PER 100'			PRICE PER FOOT
Catalog No.	I.D.	O.D.	Wall	Working Pressure at 70° F	Clamp No.	Roll Size	4 Rolls	2 Rolls	1 Roll	Under 100'
08F01-116	3/8"	5/8"	1/8"	30 psi	06G08-170	50'	\$	\$	\$	\$
08F01-117	1/2"	3/4"	1/8"	27 psi	06G08-195	50'	\$	\$	\$	\$

## Ultra Barrier Gas™ Gas Line Tubing

Tubing with a red stripe • Perfect for CO<sub>2</sub>, Nitrogen or blended gas lines up to 60 psi • Same features as Ultra Barrier



**WORKS UP TO 60 PSI**

HAS A RED STRIPE TO DENOTE IT'S A GAS LINE

LOW PRESSURE GAS LINE							PRICES PER 100'			PRICE PER FOOT
Catalog No.	I.D.	O.D.	Wall	Working Pressure at 70° F	Clamp No.	Roll Size	4 Rolls	2 Rolls	1 Roll	Under 100'
08F01-108	5/16"	9/16"	1/8"	60 psi	06G08-193	100'	\$	\$	\$	\$



# Accuflex Quality Hose and Tubing

**THE RECOGNIZED LEADER IN BEVERAGE TRANSFER PRODUCTS**

140° Fahrenheit is the maximum operating temperature for all items listed

## PVC-FREE Beverage Transfer Tubing

Accuflex's all new series is in response to requests for NON-PVC tubing for beer and soda transfer. Tubing is translucent and is free from colorants and complies with applicable parts of FDA CFR Title 21 Parts 170 to 199 and is NSF 51 listed. Constructed of a special dual durometer TPE construction combines a clear low extraction inner contact surface with a flexible translucent outer layer, providing excellent kink resistance and taste protection properties. Also has excellent resistance and no taste carryover when Standard Caustic Solution (2-3%) is utilized in line cleaning at recommended temperatures of 80°–110° Fahrenheit.

### Bevlex® Series 500 PVC-FREE. PHTHALATE-FREE TUBING



- Unlike competitive products, fitting retention remains stable
- Very high bend radius resists kinking, crushing and provides ease of routing
- Bevlex® Series 500 is up to 25% lighter weight than its equal in PVC tubing

IDEAL FOR LOW PRESSURE APPLICATIONS						PRICES PER 100'			PRICE PER FOOT
Catalog No.	I.D.	O.D.	Working Pressure at 70° F	Clamp Index	Roll Size	4 Rolls	2 Rolls	1 Roll	Under 100'
08H05-800	3/16"	7/16"	45	C	100'	\$	\$	\$	\$
08H05-801	1/4"	1/2"	35	F	100'	\$	\$	\$	\$
08H05-802	5/16"	9/16"	30	Q	100'	\$	\$	\$	\$
08H05-803	3/8"	5/8"	25	H	100'	\$	\$	\$	\$



Additional price breaks available on most items. Login to your website account or contact your sales representative for pricing.



## High Temperature Silicone Tubing

### Silcon® Silicone Tubing MANUFACTURED BY NEW AGE® INDUSTRIES

**HIGH TEMPERATURE**

- Able to withstand extreme temperature variations from -100°F to 500°F • Odorless, tasteless and inert
- Translucent natural color for visual contact with flow of product • Made from FDA sanctioned ingredients
- Excellent bend radius permits installation into restricted spaces without impeding flow • NSF certified

IDEAL FOR LOW PRESSURE APPLICATIONS						PRICES PER 100'			PRICE PER FOOT
Catalog No.	I.D.	O.D.	Working Pressure at 70° F	Clamp Index	Roll Size	4 Rolls	2 Rolls	1 Roll	Under 100'
08S01-101	5/16"	1/2"	10	-	100'	\$	\$	\$	\$
08S01-102	3/8"	5/8"	10	-	100'	\$	\$	\$	\$
08S01-103	1/2"	3/4"	10	-	100'	\$	\$	\$	\$




### Silibrade® Braided Silicone Tubing MANUFACTURED BY NEW AGE® INDUSTRIES

**HIGH TEMPERATURE**

- Able to withstand extreme temperature variations from -80°F to 350°F • Odorless, tasteless and inert
- Translucent natural color for visual contact with flow of product • Made from FDA sanctioned ingredients
- Excellent bend radius permits installation into restricted spaces without impeding flow • NSF certified

IDEAL FOR LOW PRESSURE APPLICATIONS						ALL PRICES PER FOOT			
Catalog No.	I.D.	O.D.	Working Pressure at 70° F	Clamp Index	Roll Size	1 Roll	50+	25+	Less than 25'
08S01-104	5/16"	19/32"	183 psi	-	100'	\$	\$	\$	\$
08S01-105	3/8"	21/32"	166 psi	-	100'	\$	\$	\$	\$
08S01-106	1/2"	4/5"	141 psi	-	100'	\$	\$	\$	\$



## Stainless Steel Stepless Clamps

- Manufactured of 304 grade stainless steel for extended durability and increased corrosion resistance
- Stepless® tongue-in-groove design provides uniform pressure and a leak-free seal
- All Oetiker® clamps have burr-free edges to protect parts and to prevent injury
- The clamp ears adjustable crimp range compensates for component tolerances and applied pressure



## HOW TO ORDER CLAMPS AND FERRULES


**In general:** Fitting a clamp or ferrule over hose is similar to fitting a ring on your finger. There should be sufficient "play" to get ferrule/clamp off and on. Other sizes available upon request.

**For smaller than 5/8" O.D. hose:** Rule of thumb next size larger for ferrule and clamp.


**For larger than 5/8" O.D. hose:** Normally there is sufficient "play" built into clamp or ferrule to allow for clamp and ferrule to fit properly when same size is ordered. **NOTE:** All clamps priced per 100.

Oetiker No.	Nominal Size	Clamp Index	Catalog No.	500 +	300 +	100 +	Each
8.0	5/16"		06G08-187	\$	\$	\$	.\$
8.7	11/32"	A	06G08-188	\$	\$	\$	.\$
9.5	3/8"		06G08-189	\$	\$	\$	.\$
10.0	25/64"		06G08-198	\$	\$	\$	.\$
10.5	13/32"	B	06G08-205	\$	\$	\$	.\$
11.3	7/16"	D	06G08-190	\$	\$	\$	.\$
12.3	15/32"	C	06G08-184	\$	\$	\$	.\$
12.8	31/64"		06G08-181	\$	\$	\$	.\$
13.3	1/2"	E	06G08-185	\$	\$	\$	.\$
14.0	35/64"	F	06G08-191	\$	\$	\$	.\$
14.5	9/16"	Q	06G08-192	\$	\$	\$	.\$
15.7	5/8"	G	06G08-193	\$	\$	\$	.\$
16.2	21/32"	M	06G08-203	\$	\$	\$	.\$
17.0	11/16"	H	06G08-183	\$	\$	\$	.\$
18.5	23/32"	J	06G08-194	\$	\$	\$	.\$
19.8	3/4"	K	06G08-195	\$	\$	\$	.\$
21.0	13/16"	I	06G08-201	\$	\$	\$	.\$
22.6	7/8"	L	06G08-196	\$	\$	\$	.\$
25.6	1"		06G08-202	\$	\$	\$	.\$
27.1	1-1/16"		06G08-199	\$	\$	\$	.\$
28.6	1-1/8"	P	06G08-200	\$	\$	\$	.\$
30.1	1-3/16"		06G08-197	\$	\$	\$	.\$

## Adjustable Worm-Gear Clamps – 300 Series Stainless Steel



**A LONG TRUSTED LEADING MANUFACTURER OF WORM-GEAR CLAMPS**  
Burr-free edges • Durable • Strong



**A HIGH QUALITY IMPORT OFFERING AN ALTERNATIVE TO MORE EXPENSIVE CLAMPS**  
Burr-free edges • Durable • Strong

Catalog No.	Adjustable Size Range	500+	300+	100+	Each
06K07-103	1/4"-5/8"	\$	\$	\$	\$
06K07-101	3/8"-7/8"	\$	\$	\$	\$

Catalog No.	Adjustable Size Range	500+	300+	100+	Each
06E07-203	5/16"-5/8"	\$	\$	\$	\$
06E07-201	1/2"-7/8"	\$	\$	\$	\$

Additional price breaks available on most items. Login to your website account or contact your sales representative for pricing.

## Oetiker® Stepless® Clamp Kit

### DESIGNED FOR SERVICE PERSONNEL

A generous assortment of commonly used clamps and one of Oetiker's side jaw pincers.



**KIT INCLUDES:**  
25 pc each of Stepless Clamps

11/32", 13/32", 15/32", 1/2"  
35/64", 9/16", 5/8", 11/16", 23/32"

1 pc each of Accessories  
Metal Parts Box (adjustable dividers)  
Oetiker Side Jaw Pincers



**06D03-196**

5+ \$\$\$  
2+ \$\$ Ea. \$\$

## Beer Service Kit

### DESIGNED FOR BEER SERVICE PERSONNEL

A generous assortment of common replacement parts for faucets, compression shanks, keg couplers.

#### KIT INCLUDES:

#### FAUCET REPLACEMENT PARTS

100 pc Faucet Washers • 50 pc Friction Rings  
50 pc Friction Ring Washers • Plunger Seats

#### COMPRESSION SHANK REPLACEMENT PARTS

25 pc Grommets • 5 pc Goosenecks • 5 pc Compression Nut

#### SANKE KEG COUPLERS REPLACEMENT PARTS

100 pc Beer Washers • 25 pc Bottom Seals • 10 pc Probe Seals



**12D03-135**

5+ \$\$\$  
2+ \$\$ Ea. \$\$





## Professional Hose and Tubing Cutter

HEAVY-DUTY CONSTRUCTION • CUTS FROM 1/4" TO OVER 1" DIAMETER

**SPECIAL V-BLOCK DESIGN ENSURES A STRAIGHT, CLEAN CUT EVERY TIME**

- Two cutting surfaces on every blade  
Simply rotate blade to expose the new surface
- Easy to use...weighs approximately 12 ounces
- No more jagged or angled cuts
- So strong it even cuts kevlar lined hose

REPLACEMENT  
BLADE  
(DUAL EDGE)



20L02-121

12+ **\$\$** 6+ **\$\$**  
3+ **\$\$** Ea. **\$\$**

20L02-120



12+ **\$\$** 6+ **\$\$** 3+ **\$\$** Ea. **\$\$**

## Spear-Point Tubing Cutter

IDEAL FOR CUTTING: Vinyl, Polyethylene, Silicone, braided, barrier, etc.

CUTS 1/8" OD to 3/4" OD TUBINGS OR HOSES

- Designed to provide a clean, square cut
- Design helps eliminate "smashing" or "deforming"
- 3" overall length – Spring loaded to close position

20K02-101 50+ **\$\$**  
25+ **\$\$** 10+ **\$\$** Ea. **\$\$**

Replacement Blade 20K02-102  
25+ **\$\$** 10+ **\$\$** Ea. **\$\$**



Additional price breaks available on most items. Login to your website account or contact your sales representative for pricing.



## Professional Tubing and Hose Cutters

**MODEL 100**  
Cuts up to 1" dia.



**MODEL 100-OT**  
Cuts up to 1" dia.



SPRING  
LOADED

**MODEL 200**  
Cuts up to 2" dia.



Catalog No.	Description	10+	5+	Each
20L02-103	Cutter (Model 100)	\$	\$	\$
20L02-104	Blade only (Model 100)	\$	\$	\$

Catalog No.	Description	10+	5+	Each
20L02-105	Cutter (Model 100-OT)	\$	\$	\$
20L02-104	Blade only (Model 100)	\$	\$	\$

Catalog No.	Description	10+	5+	Each
20L02-107	Cutter (Model 200)	\$	\$	\$
20L02-108	Blade only (Model 200)	\$	\$	\$

## Spear-Point Tubing Cutter

IDEAL FOR CUTTING: Vinyl, Polyethylene, Silicone, braided, barrier, etc.

CUTS 1/8" OD to 3/4" OD TUBINGS OR HOSES

- Designed to provide a clean, square cut
- Design helps eliminate "smashing" or "deforming"
- 3" overall length – Spring loaded to close position

20L02-101

50+ **\$\$** 25+ **\$\$** 10+ **\$\$** Ea. **\$\$**

REPLACEMENT BLADE

20L02-102

25+ **\$\$** 10+ **\$\$** Ea. **\$\$**



**SNIP**




## Oetiker® Compound Action Clamp Pincers

PROFESSIONAL QUALITY · EXTREMELY DURABLE · REQUIRES ABOUT HALF THE FORCE VS OTHER STYLE

**NEW & IMPROVED**  
Redesigned to reduce the amount of hand span required to pinch clamp



STANDARD JAW



20G08-124

20+ \$\$  
10+ \$\$ 5+ \$\$ Ea. \$\$

SIDE JAW



20G08-125

20+ \$\$  
10+ \$\$ 5+ \$\$ Ea. \$\$

### Single Action Clamp Pincers



STANDARD JAW  
20G08-120  
10+ \$\$  
5+ \$\$ Ea. \$\$

SIDE JAW  
20G08-119  
10+ \$\$  
5+ \$\$ Ea. \$\$

### Standard Jaw Pincers



RUGGED AND DEPENDABLE

20K08-100  
12+ \$\$  
6+ \$\$ Ea. \$\$

### Pinch-Off Tubing Tool

TEMPORARILY SHUTS OFF BEVERAGE FLOW



- Rounded jaws prevent plastic tubing damage
- Allows service work to be performed without shutting down the system

20R09-120  
25+ \$\$  
10+ \$\$ 5+ \$\$ Ea. \$\$

### Oetiker® Clamp Cutters

SPECIFICALLY DESIGNED FOR REMOVING CLAMPS

**NEW & IMPROVED**  
Redesigned to reduce the amount of hand span required to pinch clamp



20G08-118  
20+ \$\$  
10+ \$\$ 5+ \$\$ Ea. \$\$

Clamp Pincers, Clamp Cutter and Pinch-Off Tool





# DISPENSE REGULATOR™

**PERFECTLY POURED BEERS EVERY TIME!**

**Minimize beer waste & Maximize profits  
Save time on installation and service calls**



**SHORT DRAW • LONG DRAW • KEGS IN A SERIES**

## INTRODUCING THE 1st TRULY INNOVATIVE SECONDARY REGULATOR

- Sleek inline design attaches directly to the gas port of any style of keg coupler
- Dramatically decreases installation time compared to other types of secondary regulators
- Based on proven medical technology, the DISPENSE REGULATOR™ provides high precision and lasting durability
- Greatly reduces chances for leaks and can be leak tested under water
- Preset output pressure at 12 PSI but can easily be adjusted to any PSI from 4-55 PSI

PRESSURE ADJUSTMENT



**COMPATIBLE WITH: CO<sub>2</sub>, N<sub>2</sub>, GAS BLENDS, ARGON, O<sub>2</sub>, N<sub>2</sub>O**



**BEER • SODA • WINE • COFFEE • KOMBUCHA**

**03L02-100**

**48+ \$ \$**

24+ \$ \$

12+ \$ \$

6+ \$ \$

Ea. \$ \$

## Pressure Adjustment Tool

**INSURES NO MORE OVER PRESSURIZED BEER KEGS DUE TO UNAUTHORIZED ADJUSTMENTS**

### Installer Adjustment Tool

**Used to adjust preset 12 PSI to another pressure setting**

- Quickly set ITW Dispenser Regulator to the exact desired pressure
- Rugged, durable and easy-to-use
- Accurate to ± 0.5 PSI
- Adjustable from 4-55 PSI

**03L02-110**

4+ \$ \$

2+ \$ \$

Ea. \$ \$

**Buy 24 pc of the  
ITW DISPENSE  
REGULATORS**

**Get 1 pc of the  
ADJUSTMENT TOOL**

**FREE**



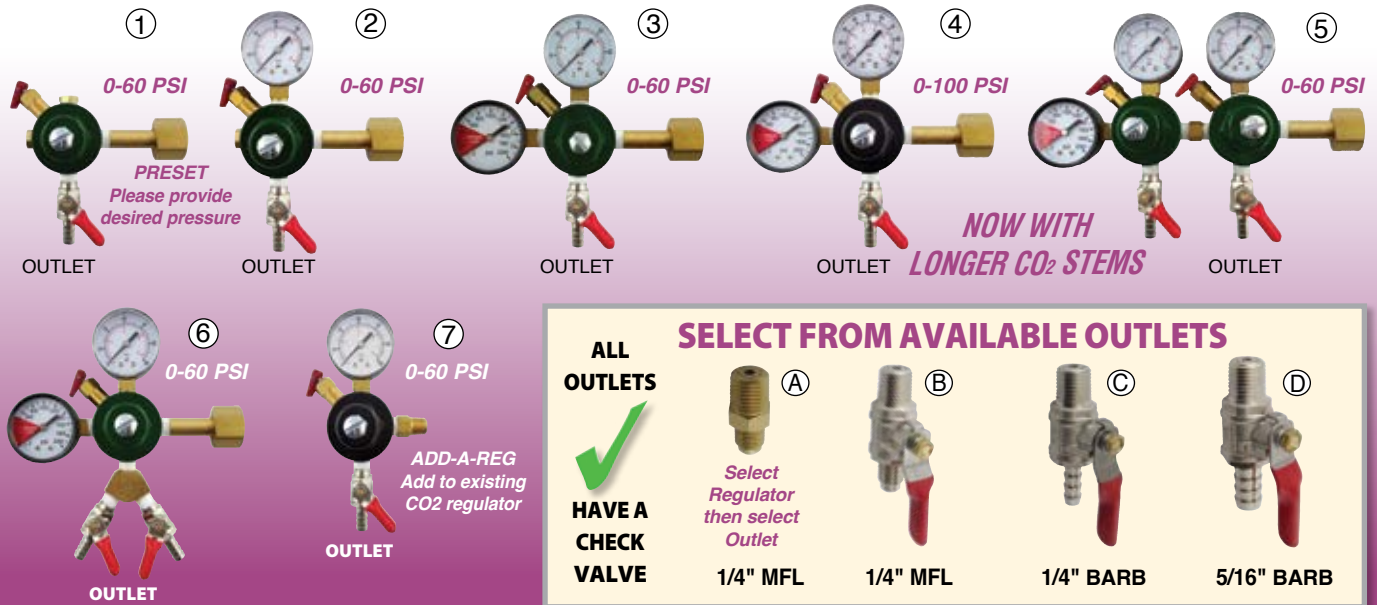
ITW Secondary Regulator & Installer Adjustment Tool





**Economy**

# Primary CO<sub>2</sub> Regulators



① 0-60 PSI  
**PRESET**  
Please provide desired pressure  
OUTLET

② 0-60 PSI  
OUTLET

③ 0-60 PSI  
OUTLET

④ 0-100 PSI  
OUTLET

⑤ 0-60 PSI  
**NOW WITH LONGER CO<sub>2</sub> STEMS**  
OUTLET

⑥ 0-60 PSI  
OUTLET

⑦ 0-60 PSI  
**ADD-A-REG**  
Add to existing CO<sub>2</sub> regulator  
OUTLET

**SELECT FROM AVAILABLE OUTLETS**

**ALL OUTLETS** ✓ **HAVE A CHECK VALVE**

(A) 1/4" MFL  
Select Regulator then select Outlet

(B) 1/4" MFL

(C) 1/4" BARB

(D) 5/16" BARB

**Economy**

# Secondary and Nitrogen Regulators



⑧ 0-60 PSI  
**RIGHT OR LEFT INLET**  
**FOR PASSTHRU**  
Buy an extra one pc swivel set See page 93  
**BARB NOT INCLUDED WITH 8A OR 8B**  
OUTLET

⑨ 0-60 PSI  
OUTLET

⑩ 0-160 PSI  
OUTLET

**NOT FINDING WHAT YOU ARE LOOKING FOR?**

Foxx Equipment can build a regulator to meet your exact needs. Call your sales representative for affordable pricing.

ALL REGULATORS ARE ASSEMBLED AT FOXX EQUIPMENT USING NAME BRAND BODIES AND FOXX EQUIPMENT SOURCED COMPONENTS

Ref. #	Catalog No.	Gauge	24+	12+	6+	Each
1A	03D03-158	N/A	\$	\$	\$	\$
1B	03D03-159	N/A	\$	\$	\$	\$
1C	03D03-160	N/A	\$	\$	\$	\$
1D	03D03-152	N/A	\$	\$	\$	\$
2A	03D03-150	60 lb.	\$	\$	\$	\$
2B	03D03-162	60 lb.	\$	\$	\$	\$
2C	03D03-145	60 lb.	\$	\$	\$	\$
2D	03D03-135	60 lb.	\$	\$	\$	\$
3A	03D03-151	60 lb.	\$	\$	\$	\$
3B	03D03-163	60 lb.	\$	\$	\$	\$
3C	03D03-144	60 lb.	\$	\$	\$	\$
3D	03D03-134	60 lb.	\$	\$	\$	\$
4A	03D03-164	100 lb.	\$	\$	\$	\$
4B	03D03-165	100 lb.	\$	\$	\$	\$
4C	03D03-179	100 lb.	\$	\$	\$	\$
4D	03D03-149	100 lb.	\$	\$	\$	\$
5A	03D03-188	60 lb.	\$	\$	\$	\$
5B	03D03-157	60 lb.	\$	\$	\$	\$
5C	03D03-153	60 lb.	\$	\$	\$	\$
5D	03D03-147	60 lb.	\$	\$	\$	\$

Outlet (w/Check Valve)
1/4" MFL
1/4" MFL Shutoff
1/4" Barb Shutoff
5/16" Barb Shutoff
1/4" MFL
1/4" MFL Shutoff
1/4" Barb Shutoff
5/16" Barb Shutoff
1/4" MFL
1/4" MFL Shutoff
1/4" Barb Shutoff
5/16" Barb Shutoff
1/4" MFL
1/4" MFL Shutoff
1/4" Barb Shutoff
5/16" Barb Shutoff

Ref. #	Catalog No.	Gauge	24+	12+	6+	Each
6A	03D03-193	60 lb.	\$	\$	\$	\$
6B	03D03-194	60 lb.	\$	\$	\$	\$
6C	03D03-195	60 lb.	\$	\$	\$	\$
6D	03D03-065	60 lb.	\$	\$	\$	\$
7A	03D03-196	60 lb.	\$	\$	\$	\$
7B	03D03-197	60 lb.	\$	\$	\$	\$
7C	03D03-198	60 lb.	\$	\$	\$	\$
7D	03D03-155	60 lb.	\$	\$	\$	\$
8A	03D03-228	60 lb.	\$	\$	\$	\$
8B	03D03-229	60 lb.	\$	\$	\$	\$
8C	03D03-252	60 lb.	\$	\$	\$	\$
8D	03D03-138	60 lb.	\$	\$	\$	\$
9A	03D03-139	60 lb.	\$	\$	\$	\$
9B	03D03-250	60 lb.	\$	\$	\$	\$
9C	03D03-251	60 lb.	\$	\$	\$	\$
9D	03D03-116	60 lb.	\$	\$	\$	\$
10A	03D03-113	160 lb.	\$	\$	\$	\$
10B	03D03-253	160 lb.	\$	\$	\$	\$
10C	03D03-254	160 lb.	\$	\$	\$	\$
10D	03D03-115	160 lb.	\$	\$	\$	\$

Economy Beer Regulators





# TAPRITE® Primary CO<sub>2</sub> Regulators

① 0-60 PSI  
**PRESET**  
Please provide desired pressure  
OUTLET

② 0-60 PSI  
OUTLET

③ 0-60 PSI  
OUTLET

④ 0-100 PSI  
OUTLET

⑤ 0-60 PSI  
**NOW WITH LONGER CO<sub>2</sub> STEMS**  
OUTLET

⑥ 0-60 PSI  
OUTLET

⑦ 0-60 PSI  
**ADD-A-REG**  
Add to existing CO<sub>2</sub> regulator  
OUTLET

**SELECT FROM AVAILABLE OUTLETS**

**ALL OUTLETS** ✓ **HAVE A CHECK VALVE**

(A) 1/4" MFL  
Select Regulator then select Outlet

(B) 1/4" MFL

(C) 1/4" BARB

(D) 5/16" BARB

# TAPRITE® Secondary and Nitrogen Regulators

**NOT FINDING WHAT YOU ARE LOOKING FOR?**

Foxx Equipment can build a regulator to meet your exact needs. Call your sales representative for affordable pricing.

⑧ 0-60 PSI  
**RIGHT OR LEFT INLET**  
FOR PASSTHRU  
Buy an extra one pc swivel set See page 93  
BARB NOT INCLUDED WITH 8A OR 8B  
OUTLET

⑨ 0-60 PSI  
OUTLET

⑩ 0-160 PSI  
OUTLET

ALL REGULATORS ARE ASSEMBLED AT FOXX EQUIPMENT USING NAME BRAND BODIES AND FOXX EQUIPMENT SOURCED COMPONENTS

Ref. #	Catalog No.	Gauge	24+	12+	6+	Each	Outlet (w/Check Valve)	Ref. #	Catalog No.	Gauge	24+	12+	6+	Each
1A	03C09-100	N/A	\$	\$	\$	\$	1/4" MFL	6A	03C09-130	60 lb.	\$	\$	\$	\$
1B	03C09-101	N/A	\$	\$	\$	\$	1/4" MFL Shutoff	6B	03C09-131	60 lb.	\$	\$	\$	\$
1C	03C09-108	N/A	\$	\$	\$	\$	1/4" Barb Shutoff	6C	03C09-132	60 lb.	\$	\$	\$	\$
1D	03C09-111	N/A	\$	\$	\$	\$	5/16" Barb Shutoff	6D	03C09-202	60 lb.	\$	\$	\$	\$
2A	03C09-109	60 lb.	\$	\$	\$	\$	1/4" MFL	7A	03C09-133	60 lb.	\$	\$	\$	\$
2B	03C09-123	60 lb.	\$	\$	\$	\$	1/4" MFL Shutoff	7B	03C09-134	60 lb.	\$	\$	\$	\$
2C	03C09-118	60 lb.	\$	\$	\$	\$	1/4" Barb Shutoff	7C	03C09-135	60 lb.	\$	\$	\$	\$
2D	03C09-104	60 lb.	\$	\$	\$	\$	5/16" Barb Shutoff	7D	03C09-204	60 lb.	\$	\$	\$	\$
3A	03C09-110	60 lb.	\$	\$	\$	\$	1/4" MFL	8A	03C09-136	60 lb.	\$	\$	\$	\$
3B	03C09-124	60 lb.	\$	\$	\$	\$	1/4" MFL Shutoff	8B	03C09-137	60 lb.	\$	\$	\$	\$
3C	03C09-116	60 lb.	\$	\$	\$	\$	1/4" Barb Shutoff	8C	03C09-138	60 lb.	\$	\$	\$	\$
3D	03C09-102	60 lb.	\$	\$	\$	\$	5/16" Barb Shutoff	8D	03C09-400	60 lb.	\$	\$	\$	\$
4A	03C09-125	100 lb.	\$	\$	\$	\$	1/4" MFL	9A	03D03-114	60 lb.	\$	\$	\$	\$
4B	03C09-126	100 lb.	\$	\$	\$	\$	1/4" MFL Shutoff	9B	03J06-127	60 lb.	\$	\$	\$	\$
4C	03C09-127	100 lb.	\$	\$	\$	\$	1/4" Barb Shutoff	9C	03J06-128	60 lb.	\$	\$	\$	\$
4D	03C09-113	100 lb.	\$	\$	\$	\$	5/16" Barb Shutoff	9D	03C09-115	60 lb.	\$	\$	\$	\$
5A	03C09-128	60 lb.	\$	\$	\$	\$	1/4" MFL	10A	03C09-119	160 lb.	\$	\$	\$	\$
5B	03C09-129	60 lb.	\$	\$	\$	\$	1/4" MFL Shutoff	10B	03J06-130	160 lb.	\$	\$	\$	\$
5C	03C09-201	60 lb.	\$	\$	\$	\$	1/4" Barb Shutoff	10C	03J06-131	160 lb.	\$	\$	\$	\$
5D	03C09-200	60 lb.	\$	\$	\$	\$	5/16" Barb Shutoff	10D	03C09-114	160 lb.	\$	\$	\$	\$



# Primary CO<sub>2</sub> Regulators

①

0-60 PSI

PRESET  
Please provide  
desired pressure

OUTLET

②

0-60 PSI

OUTLET

③

0-60 PSI

OUTLET

④

0-100 PSI

OUTLET

⑤

0-60 PSI

NOW WITH  
LONGER CO<sub>2</sub> STEMS

OUTLET

⑥

0-60 PSI

OUTLET

⑦

0-60 PSI

ADD-A-REG  
Add to existing  
CO<sub>2</sub> regulator

OUTLET

**SELECT FROM AVAILABLE OUTLETS**

**ALL OUTLETS**

**HAVE A CHECK VALVE**

①

1/4" MFL

②

1/4" MFL

③

1/4" BARB

④

5/16" BARB

*Select Regulator then select Outlet*



# Secondary and Nitrogen Regulators

⑧

0-60 PSI

RIGHT OR  
LEFT INLET

FOR PASSTHRU  
Buy an extra  
one pc swivel set  
See page 93  
BARB NOT INCLUDED  
WITH 8A OR 8B

OUTLET

⑨

0-60 PSI

OUTLET

⑩

0-100 PSI

OUTLET

**NOT FINDING  
WHAT YOU ARE LOOKING FOR?**

*Foxx Equipment can build a regulator to meet your exact needs.  
Call your sales representative for affordable pricing.*

ALL REGULATORS ARE ASSEMBLED AT FOXX EQUIPMENT USING NAME BRAND BODIES AND FOXX EQUIPMENT SOURCED COMPONENTS

Ref. #	Catalog No.	Gauge	24+	12+	6+	Each
1A	03D03-255	N/A	\$	\$	\$	\$
1B	03D03-256	N/A	\$	\$	\$	\$
1C	03D03-257	N/A	\$	\$	\$	\$
1D	03D03-200	N/A	\$	\$	\$	\$
2A	03D03-205	60 lb.	\$	\$	\$	\$
2B	03D03-258	60 lb.	\$	\$	\$	\$
2C	03D03-211	60 lb.	\$	\$	\$	\$
2D	03D03-201	60 lb.	\$	\$	\$	\$
3A	03D03-204	60 lb.	\$	\$	\$	\$
3B	03D03-259	60 lb.	\$	\$	\$	\$
3C	03D03-212	60 lb.	\$	\$	\$	\$
3D	03D03-202	60 lb.	\$	\$	\$	\$
4A	03D03-170	100 lb.	\$	\$	\$	\$
4B	03D03-176	100 lb.	\$	\$	\$	\$
4C	03D03-177	100 lb.	\$	\$	\$	\$
4D	03D03-276	100 lb.	\$	\$	\$	\$
5A	03D03-260	60 lb.	\$	\$	\$	\$
5B	03D03-261	60 lb.	\$	\$	\$	\$
5C	03D03-209	60 lb.	\$	\$	\$	\$
5D	03D03-208	60 lb.	\$	\$	\$	\$

Outlet (w/Check Valve)
1/4" MFL
1/4" MFL Shutoff
1/4" Barb Shutoff
5/16" Barb Shutoff
1/4" MFL
1/4" MFL Shutoff
1/4" Barb Shutoff
5/16" Barb Shutoff
1/4" MFL
1/4" MFL Shutoff
1/4" Barb Shutoff
5/16" Barb Shutoff
1/4" MFL
1/4" MFL Shutoff
1/4" Barb Shutoff
5/16" Barb Shutoff

Ref. #	Catalog No.	Gauge	24+	12+	6+	Each
6A	03D03-262	60 lb.	\$	\$	\$	\$
6B	03D03-263	60 lb.	\$	\$	\$	\$
6C	03D03-264	60 lb.	\$	\$	\$	\$
6D	03D03-210	60 lb.	\$	\$	\$	\$
7A	03D03-265	60 lb.	\$	\$	\$	\$
7B	03D03-268	60 lb.	\$	\$	\$	\$
7C	03D03-269	60 lb.	\$	\$	\$	\$
7D	03D03-278	60 lb.	\$	\$	\$	\$
8A	03D03-270	60 lb.	\$	\$	\$	\$
8B	03D03-271	60 lb.	\$	\$	\$	\$
8C	03D03-272	60 lb.	\$	\$	\$	\$
8D	03D03-207	60 lb.	\$	\$	\$	\$
9A	03D03-168	60 lb.	\$	\$	\$	\$
9B	03D03-222	60 lb.	\$	\$	\$	\$
9C	03D03-223	60 lb.	\$	\$	\$	\$
9D	03D03-169	60 lb.	\$	\$	\$	\$
10A	03D03-266	100 lb.	\$	\$	\$	\$
10B	03D03-225	100 lb.	\$	\$	\$	\$
10C	03D03-226	100 lb.	\$	\$	\$	\$
10D	03D03-267	100 lb.	\$	\$	\$	\$

Cornelius® Beer Regulators



Denver 800-525-2484



**WARNING**  
CANCER AND REPRODUCTIVE HARM-  
WWW.P65WARNINGS.CA.GOV

Prices subject to change without notice



## 0-15 PSI Secondary TruRegs™

HIGHER FLOW RATES • HIGHER PERFORMANCE • GREATER ACCURACY • GREATER SENSITIVITY  
DEPENDABLE AND RELIABLE • EXCEPTIONALLY LOW PRESSURE LOSS IN SERIES • EASY SERVICE



Catalog No.	Number of Regs.	Description	24+	12+	6+	Each
03M03-101	1	0-15 PSI, 1/4" MFL In/Out, 3/8" Barb Shutoff	\$	\$	\$	\$
03M03-102	2	0-15 PSI, 1/4" MFL In/Out, 3/8" Barb Shutoff	\$	\$	\$	\$
03M03-103	3	0-15 PSI, 1/4" MFL In/Out, 3/8" Barb Shutoff	\$	\$	\$	\$
03M03-104	4	0-15 PSI, 1/4" MFL In/Out, 3/8" Barb Shutoff	\$	\$	\$	\$

**Have a balanced draught system  
and still having **POURING PROBLEMS?**  
We designed a solution.**



## 0-60 PSI Secondary TruRegs™



Catalog No.	Number of Regs.	Description	24+	12+	6+	Each
03M03-111	1	0-60 PSI, 1/4" MFL In/Out, 3/8" Barb Shutoff	\$	\$	\$	\$
03M03-112	2	0-60 PSI, 1/4" MFL In/Out, 3/8" Barb Shutoff	\$	\$	\$	\$
03M03-113	3	0-60 PSI, 1/4" MFL In/Out, 3/8" Barb Shutoff	\$	\$	\$	\$
03M03-114	4	0-60 PSI, 1/4" MFL In/Out, 3/8" Barb Shutoff	\$	\$	\$	\$

McDantim TruRegs™ Secondary Regulators



# TAPRITE® Economy CO<sub>2</sub> Beer Regulator

HIGHLY DURABLE • CORROSION RESISTANT • DEPENDABLE

**WORKING PRESSURE 0-60 PSI**



GAUGES  
0-60 PSI  
AND  
0-2000 PSI

BUILT BY TAPRITE®  
USING TAPRITE®  
SOURCED COMPONENTS

5/16" Barb  
WITH  
CHECK  
VALVE

The Economy Series CO<sub>2</sub> Beer Regulator is easy to use and to maintain. The set screw adjustment makes it a "set and forget" tool for maintaining constant pressure into your system. The regulator's zinc bonnet and brass body and fittings help to minimize the chance for freeze-ups during peak usage while also making it corrosion resistant and highly durable in a number of environments.

03C09-300 24+ \$\$ 12+ \$\$ 6+ \$\$ Ea. \$\$

## Universal Gauge Protectors



FITS ALL THREE BRANDS SHOWN AND SOME OTHERS AS WELL

03A09-100

24+ \$\$ 12+ \$\$ 6+ \$\$ Ea. \$\$

FOR REPLACEMENT GAUGES AND ADDITIONAL REGULATOR COMPONENTS -- SEE PAGES 66-67

## Regulator Internal Repair Kits



Ref. #	Catalog No.	Description	24+	12+	6+	Each
1	03D03-303	Economy Kit (Hex Models)	\$	\$	\$	\$
2	03C09-141	Taprite Kit (Economy Models)	\$	\$	\$	\$
3	03C09-112	Taprite Kit (Standard Models)	\$	\$	\$	\$

Ref. #	Catalog No.	Description	24+	12+	6+	Each
4	06C09-101	Taprite (Inlet O-ring only)	\$	\$	\$	\$
5	03C07-216	Cornelius (Primary Models)	\$	\$	\$	\$
6	03C07-113	Cornelius (Secondary Models)	\$	\$	\$	\$





# TAPRITE® Secondary Regulator Panels

Save Time and Money on Installs with Foxx's Preassembled Panels

- Can easily attach incoming gas line to either the left or right side of regulator gang
- Can make panel a stand-alone unit or a pass-thru and gang additional panels together
- Where applicable, all FOXX built panels now come with all stainless steel liquid contact

## TAPRITE® Panels WITHOUT Wall Brackets

Catalog No.	No. of Regulators	6+	3+	Each
03D03-282	2 Regulators	\$	\$	\$
03D03-283	3 Regulators	\$	\$	\$
03D03-284	4 Regulators	\$	\$	\$

**304 S/S** 304 STAINLESS STEEL LIQUID CONTACT

## TAPRITE® Panels WITH Wall Brackets

Catalog No.	No. of Regulators	6+	3+	Each
03D03-279	2 Regulators	\$	\$	\$
03D03-280	3 Regulators	\$	\$	\$
03D03-281	4 Regulators	\$	\$	\$



FLARED FITTINGS MAKE IT EASY TO REPAIR INDIVIDUAL REGULATORS

3/8" Barbed Shutoffs with Back-Check Valves

FLARED FITTINGS MAKE IT EASY TO SWITCH BETWEEN LEFT OR RIGHT INCOMING GAS, OR PASSTHRU



Not seeing the configuration you want? Contact your sales representative for pricing and availability on what you do want.

## TAPRITE® Panels WITH Wall Brackets and Tubing Kits

**304 S/S** 304 STAINLESS STEEL LIQUID CONTACT

6' LENGTH BEER AND GAS LINES

FLARED FITTINGS MAKE IT EASY TO SWITCH BETWEEN LEFT OR RIGHT INCOMING GAS, OR PASSTHRU

FLARED FITTINGS MAKE IT EASY TO REPAIR INDIVIDUAL REGULATORS



PANELS WITH TAPRITE® REGULATORS				
Catalog No.	No. of Regulators	6+	3+	Each
03D03-320	2 Regulators	\$	\$	\$
03D03-321	3 Regulators	\$	\$	\$
03D03-322	4 Regulators	\$	\$	\$

Taprite® Secondary Regulator Panels

# TAPRITE® Secondary Regulator Panels

## WITH Foam Preventers and Tubing Kits

- Can easily attach incoming gas line to either the left or right side of the regulator gang
- Can make panel a stand-alone unit or a pass-thru and gang additional panels together
- Where applicable, all FOXX built panels now come with all stainless steel liquid contact



Taprite® Secondary Regulator Panels


Catalog No.	No. of Regulators	6+	3+	Each
03D03-340	2 Regulators	\$	\$	\$
03D03-341	3 Regulators	\$	\$	\$

Catalog No.	No. of Regulators	6+	3+	Each
03D03-342	4 Regulators	\$	\$	\$

### Stainless Steel FOB Upgrade

TELL YOUR SALES REP YOU WANT TO UPGRADE

UPGRADE YOUR PANEL TO CORE® FOB \$ EACH



CORE COMPONENTS LIMITED

### Overflow Bracket Only for 2 Liter Bottles

Works with any empty 2 liter bottle. Simply mount bracket to wall, insert 2 liter bottle, then run the FOB drain tube to bottle.



07D03-111  
10+ \$\$  
5+ \$\$  
Ea. \$\$




**TAPRITE® Secondary Regulator/Air Distributor Panels**



*Save Time and Money on Installs with Foxx's Preassembled Panels*


**TAPRITE® Panels WITH Wall Brackets and Tubing Kits**



FLARED FITTINGS MAKE IT EASY TO SWITCH BETWEEN LEFT OR RIGHT INCOMING GAS, OR PASSTHRU



**304 STAINLESS STEEL LIQUID CONTACT**




6' length — gas and beer lines

Catalog No.	Air Distributor Outlets	6+	3+	Each
03D03-360	2 Outlets	\$	\$	\$
03D03-361	3 Outlets	\$	\$	\$
03D03-362	4 Outlets	\$	\$	\$
03D03-363	5 Outlets	\$	\$	\$
03D03-364	6 Outlets	\$	\$	\$

Not seeing what you want? Other configurations available upon request. Contact your sales representative for details.


**TAPRITE® Panels WITH Foam Preventers and Tubing Kits**



FLARED FITTINGS MAKE IT EASY TO SWITCH BETWEEN LEFT OR RIGHT INCOMING GAS, OR PASSTHRU



**304 STAINLESS STEEL LIQUID CONTACT**



6' length — gas and beer lines

ALL SHUTOFFS HAVE BUILT-IN CHECK VALVES

Catalog No.	Air Distributor Outlets	6+	3+	Each
03D03-380	2 Outlets	\$	\$	\$
03D03-381	3 Outlets	\$	\$	\$
03D03-382	4 Outlets	\$	\$	\$
03D03-383	5 Outlets	\$	\$	\$
03D03-384	6 Outlets	\$	\$	\$

Taprite® Secondary Regulator/Air Distributor Panels



Save Time and Money on Installs with Foxx's Preassembled Panels



### Beer Pump Panels

Catalog No.	Pumps	6+	3+	Each
03D03-323	2 Pumps	\$	\$	\$
03D03-324	3 Pumps	\$	\$	\$
03D03-325	4 Pumps	\$	\$	\$

### Beer Pump Panels WITH Foam Preventers and Air Distributor



**304 STAINLESS STEEL LIQUID CONTACT**




FLARED FITTINGS MAKE IT EASY TO SWITCH BETWEEN LEFT OR RIGHT INCOMING GAS, OR PASSTHRU

**WARNING: Gas vent line must be run outside of all enclosed areas**

Catalog No.	Pumps	6+	3+	Each
03D03-351	1	\$	\$	\$
03D03-352	2	\$	\$	\$
03D03-353	3	\$	\$	\$
03D03-354	4	\$	\$	\$

Taprite® Regulator and Flojet® Beer Pump Panels



FOB drain line

GAS vent line

3/8" Barbed Shutoffs with Back-check Valves

6' length beer and gas lines

### FOB Overflow Bottle

HELPS KEEP WALK-IN FLOOR BEER-FREE



Hang next to FOB panel and run the drain line into the bottle. As fobs are reset, the overflow will drain into the bottle.

**07D03-110**

12+ \$\$\$  
6+ \$\$\$ Ea. \$\$\$

### EJ Beverage Beer Jumper

UPGRADE YOUR BEER LINE TO PREMIUM LINES  
MADE WITH ULTRA BARRIER™ TUBING



- PVC/BPA Free
- 304 S/S Tailpieces
- 6' overall length
- Made in USA

**18D03-298**

25+ \$\$\$  
10+ \$\$\$  
Ea. \$\$\$



**SELF-DRILLING S/S PANEL SCREWS**

**05T07-102** 5/8" length \$¢  
**05T07-103** 1" length \$¢







# Secondary Regulator Panels

*Save Time and Money on Installs with Foxx's Preassembled Panels*

- Can easily attach incoming gas line to either the left or right side of regulator gang
- Can make panel a stand-alone unit or a pass-thru and gang additional panels together
- Where applicable, all FOXX built panels now come with all stainless steel liquid contact



## Panels WITHOUT Wall Bracket

Catalog No.	No. of Regulators	6+	3+	Each
03D03-602	2 Regulators	\$	\$	\$
03D03-603	3 Regulators	\$	\$	\$
03D03-604	4 Regulators	\$	\$	\$



**304 STAINLESS STEEL LIQUID CONTACT**



FLARED FITTINGS MAKE IT EASY TO REPAIR INDIVIDUAL REGULATORS


3/8" Barbed Shutoffs with Back-Check Valves

FLARED FITTINGS MAKE IT EASY TO SWITCH BETWEEN LEFT OR RIGHT INCOMING GAS, OR PASSTHRU



## Panels WITH Wall Brackets

Catalog No.	No. of Regulators	6+	3+	Each
03D03-612	2 Regulators	\$	\$	\$
03D03-613	3 Regulators	\$	\$	\$
03D03-614	4 Regulators	\$	\$	\$



**Not seeing the configuration you want? Contact your sales representative for pricing and availability on what you do want.**



## Panels WITH Wall Brackets and Tubing Kits



**304 STAINLESS STEEL LIQUID CONTACT**

**6' LENGTH BEER AND GAS LINES**

FLARED FITTINGS MAKE IT EASY TO SWITCH BETWEEN LEFT OR RIGHT INCOMING GAS, OR PASSTHRU

FLARED FITTINGS MAKE IT EASY TO REPAIR INDIVIDUAL REGULATORS



PANELS WITH TAPRITE® REGULATORS				
Catalog No.	No. of Regulators	6+	3+	Each
03D03-622	2 Regulators	\$	\$	\$
03D03-623	3 Regulators	\$	\$	\$
03D03-624	4 Regulators	\$	\$	\$

Cornelius® Secondary Regulator Panels

# Cornelius® Secondary Regulator Panels WITH Foam Preventers and Tubing Kits

- Can easily attach incoming gas line to either the left or right side of regulator gang
- Can make panel a stand-alone unit or a pass-thru and gang additional panels together
- Where applicable, all FOXX built panels now come with all stainless steel liquid contact



Cornelius® Secondary Regulator Panels

Catalog No.	No. of Regulators	6+	3+	Each
03D03-632	2 Regulators	\$	\$	\$
03D03-633	3 Regulators	\$	\$	\$

Catalog No.	No. of Regulators	6+	3+	Each
-	-	-	-	-
03D03-634	4 Regulators	\$	\$	\$

## Stainless Steel FOB Upgrade

TELL YOUR SALES REP YOU WANT TO UPGRADE

UPGRADE  
YOUR PANEL  
TO CORE® FOB  
\$  
EACH



07G09-103  
BEER THREAD



07G09-104  
BARBED

CORE  
COMPONENTS LIMITED

## Overflow Bracket Only for 2 Liter Bottles

Works with any empty 2 liter bottle.  
Simply mount bracket to wall, insert 2 liter bottle,  
then run the FOB drain tube to bottle.



07D03-111

10+ \$\$  
5+ \$\$  
Ea. \$\$






# Secondary Regulator /Air Distributor Panels

Save Time and Money on Installs with Foxx's Preassembled Panels

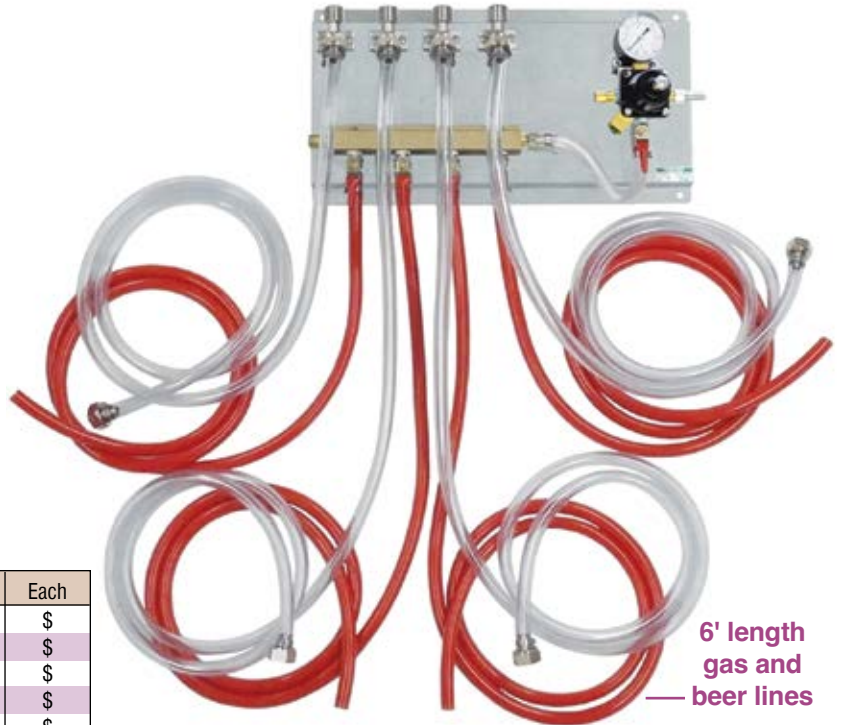
## Cornelius Panels WITH Wall Brackets and Tubing Kits



FLARED FITTINGS MAKE IT EASY TO SWITCH BETWEEN LEFT OR RIGHT INCOMING GAS, OR PASSTHRU



304 STAINLESS STEEL LIQUID CONTACT




6' length gas and beer lines

Catalog No.	Air Distributor Outlets	6+	3+	Each
03D03-642	2 Outlets	\$	\$	\$
03D03-643	3 Outlets	\$	\$	\$
03D03-644	4 Outlets	\$	\$	\$
03D03-645	5 Outlets	\$	\$	\$
03D03-646	6 Outlets	\$	\$	\$

Not seeing what you want? Other configurations available upon request. Contact your sales representative for details.

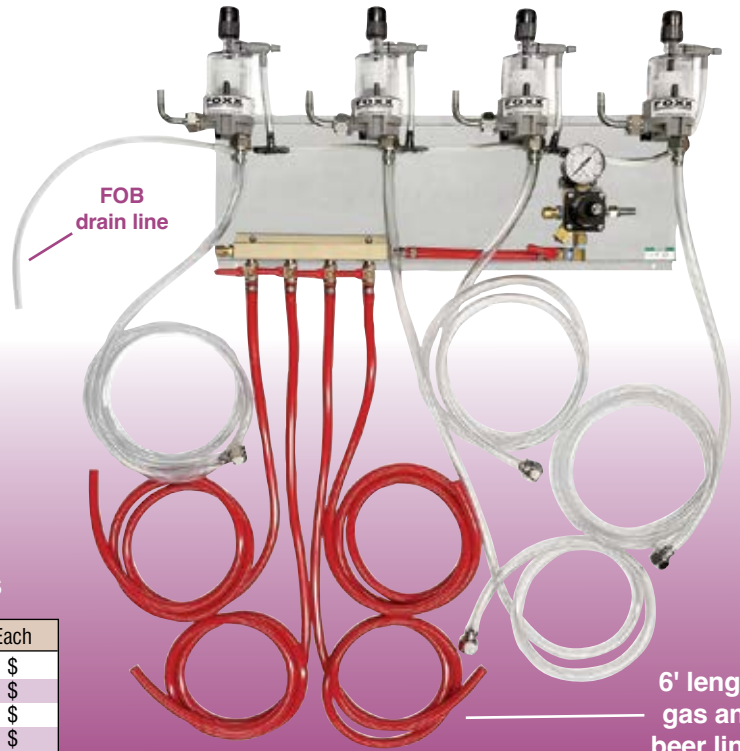
## Cornelius Panels WITH Foam Preventers and Tubing Kits



FLARED FITTINGS MAKE IT EASY TO SWITCH BETWEEN LEFT OR RIGHT INCOMING GAS, OR PASSTHRU



304 STAINLESS STEEL LIQUID CONTACT



6' length gas and beer lines

ALL SHUTOFFS HAVE BUILT-IN CHECK VALVES

Catalog No.	Air Distributor Outlets	6+	3+	Each
03D03-652	2 Outlets	\$	\$	\$
03D03-653	3 Outlets	\$	\$	\$
03D03-654	4 Outlets	\$	\$	\$
03D03-655	5 Outlets	\$	\$	\$
03D03-656	6 Outlets	\$	\$	\$

Cornelius® Secondary Regulator Panels



**Cornelius FLOJET Beer Pump Panels**


*Save Time and Money on Installs with Foxx's Preassembled Panels*

**Beer Pump Panels**

Catalog No.	Pumps	6+	3+	Each
03D03-662	2	\$	\$	\$
03D03-663	3	\$	\$	\$
03D03-664	4	\$	\$	\$


**Beer Pump Panels WITH Foam Preventers and Air Distributor**

**304 S/S** 304 STAINLESS STEEL LIQUID CONTACT




**WARNING: Gas vent line must be run outside of all enclosed areas**

Catalog No.	Pumps	6+	3+	Each
03D03-671	1	\$	\$	\$
03D03-672	2	\$	\$	\$
03D03-673	3	\$	\$	\$
03D03-674	4	\$	\$	\$



Cornelius®/Flojet® Beer Pump Panels

**FROST BUSTER TWO-INTO-ONE HIGH-FLOW REGULATORS**

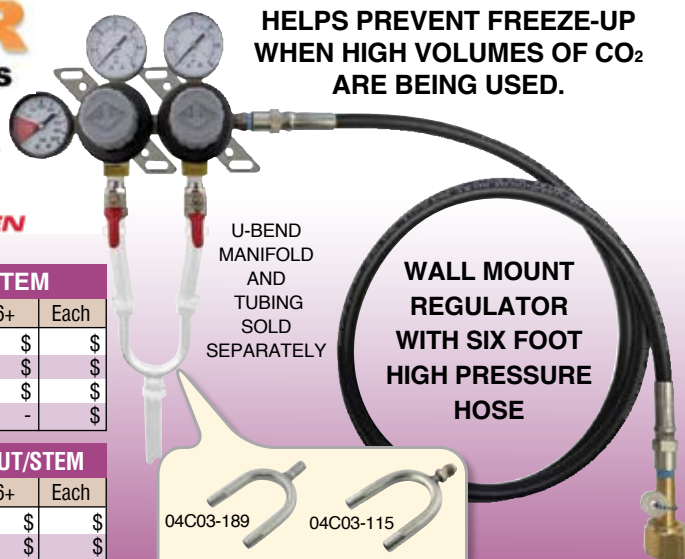


**TANK MOUNT WITH CO<sub>2</sub> NUT/STEM**

Catalog No.	Brand	24+	12+	6+	Each
03D03-147	Economy	\$	\$	\$	\$
03C09-200	Taprite	\$	\$	\$	\$
03D03-208	Cornelius	\$	\$	\$	\$
03G07-111	Norgren	-	-	-	\$

**WALL MOUNT WITH 6' HOSE AND CO<sub>2</sub> NUT/STEM**

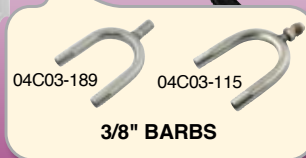
Catalog No.	Brand	24+	12+	6+	Each
03D03-156	Economy	\$	\$	\$	\$
03C09-205	Taprite	\$	\$	\$	\$
03D03-215	Cornelius	\$	\$	\$	\$
03G07-115	Norgren	-	-	-	\$



HELPS PREVENT FREEZE-UP WHEN HIGH VOLUMES OF CO<sub>2</sub> ARE BEING USED.


U-BEND MANIFOLD AND TUBING SOLD SEPARATELY

WALL MOUNT REGULATOR WITH SIX FOOT HIGH PRESSURE HOSE





# Regulator and Air Distributor Fittings




Ref. #	Catalog No.	Description	100+	50+	25+	Each
1	05B01-206	Tee, 1/8" MPT x 1/4" MFL x 1/4" MFL	\$	\$	\$	\$
2	05B01-228	Adapter, 1/4" MFL x 1/8" MPT	\$	\$	\$	\$
3a	05B01-183	Adapter, 1/4" MFL x 1/4" MPT (RH Thread)	\$	\$	\$	\$
3b	03C03-122	Adapter, 1/4" MFL x 1/4" MPT (LH Thread)	\$	\$	\$	\$
4	03G07-174	Check Valve, 1/8" MPT > 1/4" MFL	\$	\$	\$	\$
5	05B01-345	Check Valve, 1/4" MPT > 1/4" MFL	\$	\$	\$	\$
6a	05B01-134	Pipe Plug, 1/8" MPT	\$	\$	\$	\$
6b	05B01-135	Pipe Plug, 1/4" MPT	\$	\$	\$	\$
7a	05B01-162	Reducer, 1/4" FPT x 1/8" MPT	\$	\$	\$	\$
7b	05B01-166	Reducer, 3/8" FPT x 1/4" MPT	\$	\$	\$	\$
8a	05B01-154	Hex Plug, 1/4" MPT (RH Thread)	\$	\$	\$	\$
8b	03S07-101	Hex Plug, 1/4" MPT (LH Thread)	\$	\$	\$	\$
9a	03G07-241	Hex Nipple, 1/4" MPT x 1/4" MPT (RH Thread)	\$	\$	\$	\$
9b	03C07-245	Hex Nipple, 1/4" MPT x 1/4" MPT (LH Thread)	\$	\$	\$	\$
9c	05C03-101	Hex Nipple, 1/4" MPT x 1/4" MPT (LHT x RHT)	\$	\$	\$	\$
10	03G07-237	Cap and Flare Washer, 1/4" FFL	\$	\$	\$	\$
11	03A03-121	Wye, 1/4" MPT x 1/4" FPT x 1/4" FPT	\$	\$	\$	\$
12	05B01-341	Ball Valve, 1/4" MPT > 1/4" B (with check)	\$	\$	\$	\$
13a	05B01-337	Ball Valve, 1/4" MPT x 3/8" B (no check)	\$	\$	\$	\$
13b	05B01-342	Ball Valve, 1/4" MPT > 3/8" B (with check)	\$	\$	\$	\$
14a	05B01-344	Ball Valve, 1/4" MPT x 1/4" MFL (no check)	\$	\$	\$	\$
14b	05B01-343	Ball Valve, 1/4" MPT > 1/4" MFL (with check)	\$	\$	\$	\$
15a	05B01-346	Ball Valve, 1/4" B x 1/4" B Lead Free	\$	\$	\$	\$
15b	05B01-347	Ball Valve, 3/8" B x 3/8" B Lead Free	\$	\$	\$	\$

1/4" OR 3/8" BARBS  
LEAD FREE

Additional price breaks available on most items. Login to your website account or contact your sales representative for pricing.

## Nitrogen Valve Connectors



Ref. #	Catalog No.	Description	24+	12+	6+	Each
1	02F08-101	Adapter, N <sup>2</sup> Cyl. x CO <sub>2</sub> Reg.	\$	\$	\$	\$
2	02F08-111	Adapter, CO <sub>2</sub> Cyl. x N <sup>2</sup> Reg.	\$	\$	\$	\$
3a	02F08-103	Nipple, Nitrogen 3" L (RHT)	\$	\$	\$	\$
3b	02A03-105	Nipple, Nitrogen 3" L (LHT)	\$	\$	\$	\$
4	02F08-102	Nut, Nitrogen	\$	\$	\$	\$
-	15H06-295	O-ring, (fits ref. #3)	-	-	-	-\$

## CO<sub>2</sub> Quick Coupler




Ref.#	Catalog No.	Description	50+	25+	Each
1	03B04-101	Male Coupler (5/16" B)	\$	\$	\$
2	03B04-102	Female Coupler (5/16" B)	\$	\$	\$

## CO<sub>2</sub> Valve Connectors



Ref. #	Catalog No.	Description	24+	12+	6+	Each
1a	02A03-102	Nipple, CO <sub>2</sub> (RHT)	\$	\$	\$	\$
1b	02A03-103	Nipple, CO <sub>2</sub> (LHT)	\$	\$	\$	\$
2	02A03-101	Nut, CO <sub>2</sub>	\$	\$	\$	\$

## CO<sub>2</sub> Washers



Ref. #	Catalog No.	Description	300+	100+	25+	Each
1	02C03-188	Hard Fiber Washer	\$	\$	-	-\$
2	02H06-294	Nylon Washer	\$	\$	-	-\$
3	02H08-111	ABC Permanent O-ring	\$	\$	\$	\$

# Automatic Cylinder Changeover Valve

NEVER RUN OUT OF CO2, NITROGEN OR BLENDED GAS AGAIN

# THE ELIMINATOR

The Eliminator Automatic Cylinder Changeover Valve



**THE ELIMINATOR**  
Is a completely automatic Gas cylinder changeover system that is non-electric, foolproof and designed for everlasting performance.

Available in 2, 4, 6, or 8 cylinder connections

**20 YEAR**  
MANUFACTURER'S WARRANTY

## How THE ELIMINATOR Works

1	2	3	4	5	6
<b>RIGHT SIDE IN USE</b>	<b>RIGHT SIDE EMPTIES</b>	<b>REPLACE THE EMPTY</b>	<b>LEFT SIDE IN USE</b>	<b>LEFT SIDE EMPTIES</b>	<b>REPLACE THE EMPTY</b>
Both cylinders are full, right cylinder is in use as determined by the indicator pin protruding out the lower right side of the valve block.	When the right cylinder empties, The Eliminator switches over to the left cylinder. NOTE: the indicator pin now protrudes out the left.	Once the Eliminator switches over to the full cylinder (left side), then it is now time to replace the empty cylinder on the right side.	Once the empty has been replaced, the gauge now shows both cylinders full again and the left cylinder is in use. Note the indicator pin.	When the left cylinder empties, the Eliminator switches over to the right cylinder. Note: the indicator pin now protrudes out the left side.	Once the Eliminator switches over to the full cylinder (right side), then it is now time to replace the empty cylinder on the left side.

### FOR CO<sub>2</sub> CONNECTIONS

Catalog No.	Description	Each
02A03-112	2 Tank Changeover	\$
02A03-114	4 Tank Changeover	\$
02A03-116	6 Tank Changeover	\$
02A03-118	8 Tank Changeover	\$

### FOR NITROGEN CONNECTIONS

Catalog No.	Description	Each
02A03-212	2 Tank Changeover	\$
02A03-214	4 Tank Changeover	\$
02A03-216	6 Tank Changeover	\$
02A03-218	8 Tank Changeover	\$



# Manual CO<sub>2</sub> and N<sub>2</sub> Cylinder Changeovers

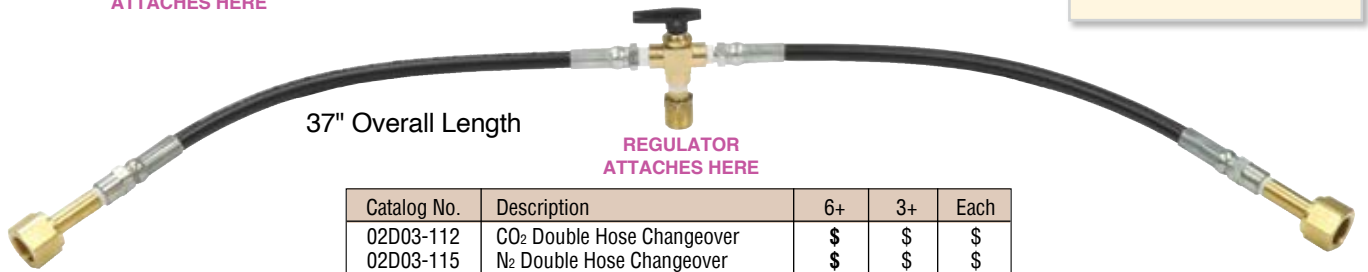

AN AFFORDABLE ALTERNATIVE TO AUTOMATIC CHANGEOVERS



22" Overall Length



Catalog No.	Description	6+	3+	Each
02D03-111	CO <sub>2</sub> Single Hose Changeover	\$	\$	\$
02D03-114	N <sub>2</sub> Single Hose Changeover	\$	\$	\$



Catalog No.	Description	6+	3+	Each
02D03-112	CO <sub>2</sub> Double Hose Changeover	\$	\$	\$
02D03-115	N <sub>2</sub> Double Hose Changeover	\$	\$	\$

Additional price breaks available on most items. Login to your website account or contact your sales representative for pricing.

## Low Pressure Changeover Valve

SWITCH CYLINDERS WITHOUT SERVICE INTERRUPTION




LOW COST ALTERNATIVE TO HIGH PRESSURE AND AUTO CHANGEOVERS

02C03-289

50+ \$\$

25+ \$\$ 10+ \$\$

Ea. \$\$



Connect valve to the low pressure outlets of two regulators via beverage tubing and 1/4" MFL fittings

02S03-289

50+ \$\$

25+ \$\$ 10+ \$\$

Ea. \$\$



### 6' High Pressure Regulator to Cylinder Hose

FOR WALL MOUNTING REGULATOR

One end connects directly to cylinder and the other end directly to 1/4" FPT inlet on regulator. Allows 6' for adjustable wall mounting.

Catalog No.	Description	Each
03G07-311	Right Hand Thread	\$
03D03-199	Left Hand Thread	\$



AVAILABLE IN RIGHT OR LEFT HAND THREAD CONNECTIONS

### 6' Blowout Cleaning Hose

Attaches directly to CO<sub>2</sub> cylinder. Blows dirt out of refrigeration condensers in seconds.

CAUTION: TURN ON CO<sub>2</sub> SLOWLY!

Catalog No.	Description	25+	10+	Each
02D03-141	Blowout Hose 6'	\$	\$	\$
04E04-391	Fitting Only	\$	-	\$





# Air Distributors – Extruded Aluminum Body



## NEW DESIGN

Air Distributors (Extruded Aluminum Body)

### 1/4" MFL (OUTLETS) | 1/4" MFL (INLET) + CAP/WASHER



Catalog No.	Outlets	48+	24+	12+	6+	Each
03C03-400	2	\$	\$	\$	\$	\$
03C03-401	3	\$	\$	\$	\$	\$
03C03-402	4	\$	\$	\$	\$	\$
03C03-403	5	\$	\$	\$	\$	\$
03C03-404	6	\$	\$	\$	\$	\$
03C03-405	7	\$	\$	\$	\$	\$
03C03-406	8	\$	\$	\$	\$	\$
03C03-407	9	\$	\$	\$	\$	\$

### 1/4" MFL (OUTLETS) | 1/4" MFL (INLET) + CAP/WASHER



Catalog No.	Outlets	48+	24+	12+	6+	Each
03C03-408	2	\$	\$	\$	\$	\$
03C03-409	3	\$	\$	\$	\$	\$
03C03-410	4	\$	\$	\$	\$	\$
03C03-411	5	\$	\$	\$	\$	\$
03C03-412	6	\$	\$	\$	\$	\$
03C03-413	7	\$	\$	\$	\$	\$
03C03-414	8	\$	\$	\$	\$	\$
03C03-415	9	\$	\$	\$	\$	\$

### 1/4" BARB SHUTOFF (OUTLETS) | 1/4" BARB (INLET) + CAP/WASHER



Catalog No.	Outlets	48+	24+	12+	6+	Each
03C03-416	2	\$	\$	\$	\$	\$
03C03-417	3	\$	\$	\$	\$	\$
03C03-418	4	\$	\$	\$	\$	\$
03C03-419	5	\$	\$	\$	\$	\$
03C03-420	6	\$	\$	\$	\$	\$
03C03-421	7	\$	\$	\$	\$	\$
03C03-422	8	\$	\$	\$	\$	\$
03C03-423	9	\$	\$	\$	\$	\$

### 3/8" BARB SHUTOFF (OUTLETS) | 3/8" BARB (INLET) + CAP/WASHER



Catalog No.	Outlets	48+	24+	12+	6+	Each
03C03-424	2	\$	\$	\$	\$	\$
03C03-425	3	\$	\$	\$	\$	\$
03C03-426	4	\$	\$	\$	\$	\$
03C03-427	5	\$	\$	\$	\$	\$
03C03-428	6	\$	\$	\$	\$	\$
03C03-429	7	\$	\$	\$	\$	\$
03C03-430	8	\$	\$	\$	\$	\$
03C03-431	9	\$	\$	\$	\$	\$

### 3/8" BARB SHUTOFF (OUTLETS) | 3/8" BARB (INLET) + CAP/WASHER



Catalog No.	Outlets	48+	24+	12+	6+	Each
03C03-432	2	\$	\$	\$	\$	\$
03C03-433	3	\$	\$	\$	\$	\$
03C03-434	4	\$	\$	\$	\$	\$
03C03-435	5	\$	\$	\$	\$	\$
03C03-436	6	\$	\$	\$	\$	\$
03C03-437	7	\$	\$	\$	\$	\$
03C03-438	8	\$	\$	\$	\$	\$
03C03-439	9	\$	\$	\$	\$	\$

### 1/4" MFL SHUTOFF (OUTLETS) | 1/4" MFL (INLET) + CAP/WASHER



Catalog No.	Outlets	48+	24+	12+	6+	Each
03C03-440	2	\$	\$	\$	\$	\$
03C03-441	3	\$	\$	\$	\$	\$
03C03-442	4	\$	\$	\$	\$	\$
03C03-443	5	\$	\$	\$	\$	\$
03C03-444	6	\$	\$	\$	\$	\$
03C03-445	7	\$	\$	\$	\$	\$
03C03-446	8	\$	\$	\$	\$	\$
03C03-447	9	\$	\$	\$	\$	\$


### 1/4" MFL SHUTOFF (OUTLETS) | 1/4" MFL (INLET) + CAP/WASHER



Catalog No.	Outlets	48+	24+	12+	6+	Each
03C03-448	2	\$	\$	\$	\$	\$
03C03-449	3	\$	\$	\$	\$	\$
03C03-450	4	\$	\$	\$	\$	\$
03C03-451	5	\$	\$	\$	\$	\$
03C03-452	6	\$	\$	\$	\$	\$
03C03-453	7	\$	\$	\$	\$	\$
03C03-454	8	\$	\$	\$	\$	\$
03C03-455	9	\$	\$	\$	\$	\$



# Air Distributors – Chrome Plated Brass Body



## NEW DESIGN

Catalog No.	Outlets	48+	24+	12+	6+	Each
03B03-400	2	\$	\$	\$	\$	\$
03B03-401	3	\$	\$	\$	\$	\$
03B03-402	4	\$	\$	\$	\$	\$
03B03-403	5	\$	\$	\$	\$	\$
03B03-404	6	\$	\$	\$	\$	\$
03B03-405	7	\$	\$	\$	\$	\$
03B03-406	8	\$	\$	\$	\$	\$

Catalog No.	Outlets	48+	24+	12+	6+	Each
03B03-407	2	\$	\$	\$	\$	\$
03B03-408	3	\$	\$	\$	\$	\$
03B03-409	4	\$	\$	\$	\$	\$
03B03-410	5	\$	\$	\$	\$	\$
03B03-411	6	\$	\$	\$	\$	\$
03B03-412	7	\$	\$	\$	\$	\$
03B03-413	8	\$	\$	\$	\$	\$

Catalog No.	Outlets	48+	24+	12+	6+	Each
03B03-245	2	\$	\$	\$	\$	\$
03B03-246	3	\$	\$	\$	\$	\$
03B03-247	4	\$	\$	\$	\$	\$
03B03-417	5	\$	\$	\$	\$	\$
03B03-418	6	\$	\$	\$	\$	\$
03B03-419	7	\$	\$	\$	\$	\$
03B03-420	8	\$	\$	\$	\$	\$

Catalog No.	Outlets	48+	24+	12+	6+	Each
03B03-127	2	\$	\$	\$	\$	\$
03B03-129	3	\$	\$	\$	\$	\$
03B03-130	4	\$	\$	\$	\$	\$
03B03-424	5	\$	\$	\$	\$	\$
03B03-425	6	\$	\$	\$	\$	\$
03B03-426	7	\$	\$	\$	\$	\$
03B03-427	8	\$	\$	\$	\$	\$

Catalog No.	Outlets	48+	24+	12+	6+	Each
03B03-242	2	\$	\$	\$	\$	\$
03B03-243	3	\$	\$	\$	\$	\$
03B03-244	4	\$	\$	\$	\$	\$
03B03-431	5	\$	\$	\$	\$	\$
03B03-432	6	\$	\$	\$	\$	\$
03B03-433	7	\$	\$	\$	\$	\$
03B03-434	8	\$	\$	\$	\$	\$

Catalog No.	Outlets	48+	24+	12+	6+	Each
03B03-435	2	\$	\$	\$	\$	\$
03B03-436	3	\$	\$	\$	\$	\$
03B03-437	4	\$	\$	\$	\$	\$
03B03-438	5	\$	\$	\$	\$	\$
03B03-439	6	\$	\$	\$	\$	\$
03B03-440	7	\$	\$	\$	\$	\$
03B03-441	8	\$	\$	\$	\$	\$

Catalog No.	Outlets	48+	24+	12+	6+	Each
03B03-442	2	\$	\$	\$	\$	\$
03B03-443	3	\$	\$	\$	\$	\$
03B03-444	4	\$	\$	\$	\$	\$
03B03-445	5	\$	\$	\$	\$	\$
03B03-446	6	\$	\$	\$	\$	\$
03B03-447	7	\$	\$	\$	\$	\$
03B03-448	8	\$	\$	\$	\$	\$

### 1/4" MFL (INLET) + CAP/WASHER



### 1/4" MFL (OUTLETS)



### 1/4" MFL (INLET) + CAP/WASHER



### 1/4" MFL (OUTLETS)



### 1/4" BARB (INLET) + CAP/WASHER



### 1/4" BARB SHUTOFF (OUTLETS)



### 3/8" BARB (INLET) + CAP/WASHER



### 3/8" BARB SHUTOFF (OUTLETS)



### 3/8" BARB (INLET) + CAP/WASHER



### 3/8" BARB SHUTOFF (OUTLETS)



### 1/4" MFL (INLET) + CAP/WASHER



### 1/4" MFL SHUTOFF (OUTLETS)



### 1/4" MFL (INLET) + CAP/WASHER



### 1/4" MFL SHUTOFF (OUTLETS)



Air Distributors (Chrome Plated Brass Body)

# TAPRITE® Sanke Picnic Pumps

DISPTEK HIGH QUALITY • DURABLE & RELIABLE • EASY-TO-USE



18S07-101

LIQUOR STORE FAVORITE



18S07-100

PUMP ROTATES 360°

The **Pony Pump** is a compact air pump that fits any American sanke style keg.

**FEATURES**

- Inexpensive (sellable to customers)
- Lightweight (weighs only 12 oz.)
- Stationary with "NO-SPRITZ" seal
- Pressure relief valve
- 2' flexible hose with plastic faucet

The **Bronco Pump** is a heavy-duty pump that fits any American sanke style keg.

**FEATURES**

- Designed for long term repeated use
- High volume air pump
- Metal base with lever engagement
- Pressure relief valve
- 2' flexible hose with plastic faucet


24+ \$\$  
12+ \$\$ Ea. \$\$

24+ \$\$  
12+ \$\$ Ea. \$\$

Additional price breaks available on most items. Login to your website account or contact your sales representative for pricing.

## TAPRITE® Pony & Bronco Pump Replacement Parts

**PONY PUMP**




**UNIVERSAL REPLACEMENT 2' HOSE AND FAUCET**



18D03-123

25+ \$\$  
10+ \$\$  
Ea. \$\$

**BRONCO PUMP**



**PONY PUMP REPLACEMENT PARTS**

Ref. #	Catalog No.	Description	25+	10+	Each
1	18S07-106	Locking Ring	\$	\$	\$
2	18S07-107	Piston	-	-	\$
3	18S07-105	Piston O-ring	\$	\$	\$
4	18S07-111	Piston Spring	\$	\$	\$
5	18S07-109	Probe Seal	\$	\$	\$
6	18S07-104	Bottom Seal	-	-	\$
-	18S07-113	Check Valve	\$	\$	\$
-	18S07-114	Check Valve Retainer	-	-	\$

**BRONCO PUMP REPLACEMENT PARTS**

Ref. #	Catalog No.	Description	25+	10+	Each
1	18S07-106	Locking Ring	\$	\$	\$
2	18S07-107	Piston	-	-	\$
3	18S07-105	O-ring, Piston	\$	\$	\$
4	18S07-111	Piston Spring	\$	\$	\$
5	18S07-108	Beer Seal	-	-	\$
6	18S07-103	Air Seal	\$	\$	\$
7	07K09-108	Bottom Seal	\$	\$	\$
-	18S07-113	Check Valve	\$	\$	\$
-	18S07-114	Check Valve Retainer	-	-	\$
-	*12J06-105	Coupler Body O-ring	\$	\$	\$
8	18S07-112	Pump Body	-	-	\$

\* Inside coupler body (requires two)

Taprite® Sanke Picnic Pumps



# Upright Picnic Pumps – American Sanke

HIGH QUALITY – LONG LASTING – TROUBLE FREE – OUT PERFORMS MOST PUMPS ON THE MARKET

## ALL MODELS ON THIS PAGE

### FEATURES

- Plated forged brass coupler body
- KROME models have a plated brass cylinder
- ABECO models have a 304 S/S cylinder
- Built-in internal back-check valve
- KROME dispense models have a S/S pump rod
- ABECO models have a stainless steel pump rod
- 2' length tube with plastic dispense faucet
- Quality replacement parts available on all models



Catalog No.	24+	12+	Each
18K03-100	\$	\$	\$

Catalog No.	24+	12+	Each
18K03-101	\$	\$	\$

Additional price breaks available on most items. Login to your website account or contact your sales representative for pricing.



Catalog No.	24+	12+	Each
18A03-139	\$	\$	\$

Catalog No.	24+	12+	Each
18A03-138	\$	\$	\$



Catalog No.	24+	12+	Each
18A03-239	\$	\$	\$

Catalog No.	24+	12+	Each
18A03-238	\$	\$	\$



Catalog No.	24+	12+	Each
18A03-141	\$	\$	\$

Catalog No.	24+	12+	Each
18B03-240	\$	\$	\$




Catalog No.	24+	12+	Each
18A03-142	\$	\$	\$

Catalog No.	24+	12+	Each
18A03-144	\$	\$	\$

American Sanke Picnic Pumps

## European Sanke Picnic Pumps

CHROME PLATED BRASS BODY – NICKEL PLATED BRASS PUMP



Catalog No.	24+	12+	Each
18K03-103	\$	\$	\$

Catalog No.	24+	12+	Each
18K03-104	\$	\$	\$

## High-Rise Picnic Pumps

TIME TO STEP UP FROM A TRADITIONAL FLEXIBLE HOSE PICNIC PUMP TO A NICER SET-UP WITH A REAL FAUCET


WORKS WITH MOST BRANDS AND TYPES OF COUPLERS

WITHOUT A COUPLER			
Catalog No.	6+	3+	Each
18B03-155	\$	\$	\$

AMERICAN SANKE (BRASS CONTACT)			
Catalog No.	6+	3+	Each
18B03-252	\$	\$	\$

AMERICAN SANKE (304 S/S CONTACT)			
Catalog No.	6+	3+	Each
18B03-254	\$	\$	\$

REPLACEMENT COMPONENTS			
Catalog No.	25+	10+	Each
18B03-156	\$	\$	\$
18B03-157	\$	\$	\$
18B03-192	\$	\$	\$



American or European Sanke Picnic Pumps & Leland Gas



## High-Rise CO<sub>2</sub> Picnic Pump & Regulators

FOR DISPENSING ALL TYPES OF BEER, KEGGED WINE AND NITRO COFFEE



CAN UPGRADE TO 304 S/S CONTACT CALL YOUR SALES REP.



AVAILABLE IN:

0-19 PSI

OR

0-50 PSI



Available connections:  
Product Tank or Keg Coupler fits

ALL REGULATORS ACCEPT ANY OF THE LISTED HIGH PURITY GAS CYLINDERS

**KIT INCLUDES:**  
Pump Assembly,  
Two Cartridge  
Carry Case

EQUIPPED WITH AMERICAN SANKE COUPLER

CAN ADAPT TO ANY COUPLER



74 GRAM



DISPENSING OF:  
**MOST COMMON BEERS**



26 GRAM



DISPENSING OF:  
**WINE ALL TYPES**



18 GRAM



DISPENSING OF:  
**COFFEE STOUTS WINES**

Ref. #	Catalog No.	Description	6+	3+	Each
1	18L02-101	High-Rise Pump Kit	\$	\$	\$
2	18L02-102	Regulator 0-19 PSI	\$	\$	\$
2	18L02-103	Regulator 0-50 PSI	\$	\$	\$
3	18L02-104	Regulator 0-19 PSI (1/4" FFL)	\$	\$	\$
3	18L02-105	Regulator 0-50 PSI (1/4" FFL)	\$	\$	\$
3	18L02-106	Regulator 0-19 PSI (Beer Nut)	\$	\$	\$

Ref. #	Catalog No.	Description	6+	3+	Each
3	18L02-107	Regulator 0-50 PSI (Beer Nut)	\$	\$	\$
Ref. #	Catalog No.	Description	24+	12+	Each
4	02L02-108	CO <sub>2</sub> Cartridges 74 gm (2 pk.)	\$	\$	\$
Ref. #	Catalog No.	Description	12+	6+	Each
5	02L02-107	Argon Cartridges 26 gm (2 pk.)	\$	\$	\$
6	02L02-106	Nitrogen Cartridges 18 gm (1 ea.)	\$	\$	\$



Denver 800-525-2484



**WARNING**  
CANCER AND REPRODUCTIVE HARM-  
WWW.P65WARNINGS.CA.GOV

Prices subject to change without notice



## Replacement Pumps for Picnic Pumps

HIGH QUALITY & DURABLE · 304 STAINLESS STEEL CYLINDER AND PUMP ROD



4"  
Threaded  
with  
Check Valve

18K03-110

24+ **\$**\$ 12+ **\$**\$  
6+ **\$**\$ Ea. **\$**\$



8"  
5/16"  
Barb  
No Check Valve

18B03-138

24+ **\$**\$ 12+ **\$**\$  
6+ **\$**\$ Ea. **\$**\$



4"  
Threaded  
with  
Check Valve

18A03-140

24+ **\$**\$ 12+ **\$**\$  
6+ **\$**\$ Ea. **\$**\$



8"  
Threaded  
with  
Check Valve


18B03-137

24+ **\$**\$ 12+ **\$**\$  
6+ **\$**\$ Ea. **\$**\$

Ref. #	Catalog No.	Description	Each
1	18A03-103	Piston/O-ring/Nuts	\$
2	18B03-121	O-ring only	\$
3	18A03-132	Spring	\$
4	18A03-137	Cap (Plated Brass)	\$
5	18A03-128	Knob (Round)	\$
6	18A03-104	4" Length Assembly	\$
6	18A03-105	8" Length Assembly	\$
7	12J06-103	Thomas Check Valve	\$
8	07B03-124	Pump Washer	\$
9	18A03-106	4" Cylinder w/Threaded Cap	\$
9	18A03-107	8" Cylinder w/Threaded Cap	\$
9	18A03-108	8" Cylinder w/Barbed Cap	\$



### Picnic Pump Parts



Additional price breaks available on most items. Login to your website account or contact your sales representative for pricing.



Ref. #	Catalog No.	Description	25+	10+	Each
1	12B03-232	5/16" Barb x Pump Thread	\$	\$	\$
2	07B03-245	Threaded Pump x Coupler Probe	\$	\$	\$
3	18A03-118	Threaded Pump x Coupler Probe	\$	\$	\$

### Adapters and Faucet Hoses



Ref. #	Catalog No.	Description	25+	10+	Each
4	18A03-102	Barbed Plastic Faucet (NSF)	\$	\$	\$
5	18D03-122	"Beer" Hex Nut x Flex Faucet (4')	\$	\$	\$
6	18D03-120	"Beer" Wing Nut x Flex Faucet (4')	\$	\$	\$

### Lubricants for Pumps



- NSF listed
- FDA approved
- Odorless
- Tasteless

Catalog No.	Description	12+	6+	Each
20D08-116	Purity Sanitary Lubricant (16 oz.)	\$	\$	\$
20A01-112	Dow Corning Silicone 100% (5.3 oz.)	\$	\$	\$
20G09-215	Petrol-Gel Sanitary Lubricant (4 oz.)	\$	\$	\$
20D08-115	Slide Out Dry Silicone Lubricant (11.5 oz.)	\$	\$	\$

### Picnic Pump Cleaning Adapter

FOR EASY CLEANING OF PICNIC PUMPS



Faucet adapter on cleaning pump screws into one side of the adapter and allows picnic pump to attach to the other side of the adapter.

20K03-150

25+ **\$**\$  
10+ **\$**\$ Ea. **\$**\$



## 48 Quart - Plastic Cooler Dispensers

ALL 304 STAINLESS STEEL LIQUID CONTACT - FOR ALL TYPES OF BEER



LIQUID CONTACT



DIMENSIONS:  
25"L x 14"W x 13.5" H

### MODERATE VOLUME DISPENSING

10" x 15" COLD PLATE DISPENSERS						
Catalog No.	Faucets	Color	12+	6+	3+	Each
18D05-110	1	Blue	\$	\$	\$	\$
18D05-111	2	Blue	\$	\$	\$	\$
18D05-112	3	Blue	\$	\$	\$	\$
18D05-113	4	Blue	\$	\$	\$	\$
18D05-114	6	Blue	\$	\$	\$	\$

### HIGH VOLUME DISPENSING

50' COIL DISPENSERS						
Catalog No.	Faucets	Color	12+	6+	3+	Each
18D05-210	1	Blue	\$	\$	\$	\$
18D05-211	2	Blue	\$	\$	\$	\$
18D05-212	3	Blue	\$	\$	\$	\$
18D05-213	4	Blue	\$	\$	\$	\$
18D05-214	5	Blue	\$	\$	\$	\$

70' COIL DISPENSERS						
Catalog No.	Faucets	Color	12+	6+	3+	Each
18D05-310	1	Blue	\$	\$	\$	\$
18D05-311	2	Blue	\$	\$	\$	\$
18D05-312	3	Blue	\$	\$	\$	\$
18D05-313	4	Blue	\$	\$	\$	\$

120' COIL DISPENSERS						
Catalog No.	Faucets	Color	12+	6+	3+	Each
18D05-410	1	Blue	\$	\$	\$	\$
18D05-411	2	Blue	\$	\$	\$	\$

Additional price breaks available on most items. Login to your website account or contact your sales representative for pricing.

## 54 Quart - Steel Belted Cooler Dispensers

ALL 304 STAINLESS STEEL LIQUID CONTACT - FOR ALL TYPES OF BEER



LIQUID CONTACT



DIMENSIONS: 24"L x 16"W x 16.5"H

### MODERATE VOLUME DISPENSING

10" x 15" COLD PLATE DISPENSERS								
Catalog No.	Color	Faucets	Catalog No.	Color	12+	6+	3+	Each
18D06-100	Red	1	18D06-110	Green	\$	\$	\$	\$
18D06-101	Red	2	18D06-111	Green	\$	\$	\$	\$
18D06-102	Red	3	18D06-112	Green	\$	\$	\$	\$
18D06-103	Red	4	18D06-113	Green	\$	\$	\$	\$
18D06-104	Red	6	18D06-114	Green	\$	\$	\$	\$

### HIGH VOLUME DISPENSING

50' COIL DISPENSERS								
Catalog No.	Color	Faucets	Catalog No.	Color	12+	6+	3+	Each
18D06-200	Red	1	18D06-210	Green	\$	\$	\$	\$
18D06-201	Red	2	18D06-211	Green	\$	\$	\$	\$
18D06-202	Red	3	18D06-212	Green	\$	\$	\$	\$
18D06-203	Red	4	18D06-213	Green	\$	\$	\$	\$
18D06-204	Red	5	18D06-214	Green	\$	\$	\$	\$
18D06-205	Red	6	18D06-215	Green	\$	\$	\$	\$

70' COIL DISPENSERS								
Catalog No.	Color	Faucets	Catalog No.	Color	12+	6+	3+	Each
18D06-300	Red	1	18D06-310	Green	\$	\$	\$	\$
18D06-301	Red	2	18D06-311	Green	\$	\$	\$	\$
18D06-302	Red	3	18D06-312	Green	\$	\$	\$	\$
18D06-303	Red	4	18D06-313	Green	\$	\$	\$	\$

120' COIL DISPENSERS								
Catalog No.	Color	Faucets	Catalog No.	Color	12+	6+	3+	Each
18D06-400	Red	1	18D06-410	Green	\$	\$	\$	\$
18D06-401	Red	2	18D06-411	Green	\$	\$	\$	\$

Portable Cold Plate and Coil Dispensers



# 54 Quart - Steel Belted Cooler Dispensers

ALL 304 STAINLESS STEEL LIQUID CONTACT - FOR ALL TYPES OF BEER

STAINLESS STEEL



DIMENSIONS:  
24"L x 16"W x 16-1/2"H

## MODERATE VOLUME DISPENSING

### 10" x 15" COLD PLATE DISPENSERS

Catalog No.	Faucets	Color	12+	6+	3+	Each
18D05-600	1	S/S	\$	\$	\$	\$
18D05-601	2	S/S	\$	\$	\$	\$
18D05-602	3	S/S	\$	\$	\$	\$
18D05-603	4	S/S	\$	\$	\$	\$
18D05-604	6	S/S	\$	\$	\$	\$



Additional price breaks available on most items. Login to your website account or contact your sales representative for pricing.

## HIGH VOLUME DISPENSING

### 50' COIL DISPENSERS

Catalog No.	Faucets	Color	12+	6+	3+	Each
18D05-700	1	S/S	\$	\$	\$	\$
18D05-701	2	S/S	\$	\$	\$	\$
18D05-702	3	S/S	\$	\$	\$	\$
18D05-703	4	S/S	\$	\$	\$	\$
18D05-704	5	S/S	\$	\$	\$	\$
18D05-705	6	S/S	\$	\$	\$	\$

### 70' COIL DISPENSERS

Catalog No.	Faucets	Color	12+	6+	3+	Each
18D05-800	1	S/S	\$	\$	\$	\$
18D05-801	2	S/S	\$	\$	\$	\$
18D05-802	3	S/S	\$	\$	\$	\$
18D05-803	4	S/S	\$	\$	\$	\$

### 120' COIL DISPENSERS

Catalog No.	Faucets	Color	12+	6+	3+	Each
18D05-900	1	S/S	\$	\$	\$	\$
18D05-901	2	S/S	\$	\$	\$	\$



STAINLESS STEEL



DIMENSIONS: 24"L x 16"W x 16-1/2"H

## Tapping Kits for Cooler Dispensers

CONNECTS THE DISPENSER TO A CO<sub>2</sub> TANK AND KEG

Catalog No.	Couplers	12+	6+	3+	Each
18D03-501	1	\$	\$	\$	\$
18D03-503	2	\$	\$	\$	\$
18D03-505	3	\$	\$	\$	\$
18D03-507	4	\$	\$	\$	\$
18D03-509	5	\$	\$	\$	\$
18D03-511	6	\$	\$	\$	\$

- INCLUDES
- 304 S/S Coupler(s)
  - 304 S/S Tailpieces
  - Taprite Regulator
  - 5' Gas Lines
  - 5' Beer Lines
  - Washers

STAINLESS STEEL



CO<sub>2</sub> TANK  
SOLD  
SEPARATELY  
SEE  
PAGE 2

Portable Cold Plate and Coil Cooler Dispensers



## Portable Dispenser Components

### Wall Couplings 3/8" Bore

**PLATED BRASS**



PLATED BRASS					
Catalog No.	Length	12+	6+	Each	
13B03-147	3"	\$	\$	\$	
13B03-148	4"	\$	\$	\$	
304 STAINLESS STEEL					
Catalog No.	Length	12+	6+	Each	
13B03-149	3"	\$	\$	\$	
13B03-150	4"	\$	\$	\$	

### Shanks for Dispensers

**PLATED BRASS**



PLATED BRASS					
Catalog No.	Length	Bore	24+	12+	Each
12B03-112	3-1/8"	1/4"	\$	\$	\$
*12A03-139	3"	1/4"	\$	\$	\$
304 STAINLESS STEEL					
Catalog No.	Length	Bore	24+	12+	Each
12K07-103	3-1/8"	1/4"	\$	\$	\$
*12K07-203	3-1/8"	1/4"	\$	\$	\$

\*RECESS DRILLED TO 5/16" OD (TO ACCEPT COILS)

### Washers for Wall Couplings



Catalog No.	Type	50+	25+	Each
04B03-146	Rubber	\$	\$	\$
04B03-207	Aluminum	\$	\$	\$

### Beer Jumper Line – 5' Length CONNECTS DISPENSER TO KEG COUPLER



HEX NUTS




WING NUTS

PLATED BRASS				
Catalog No.	Type	10+	5+	Each
18D03-195	Hex Nuts	\$	\$	\$
18D03-190	Wing Nuts	\$	\$	\$

304 STAINLESS STEEL				
Catalog No.	Length	10+	5+	Each
18D03-192	Hex Nuts	\$	\$	\$
18D03-191	Wing Nuts	\$	\$	\$

### Drain Tray for Dispensers

HELD IN PLACE BY WEIGHT OF DISPENSER BOX



**11F09-400**

4+ **\$**  
2+ \$ Ea. \$

- 1/2" diameter BSPP drain tube
- 7/8" diameter inlet hole on drain
- 24" L x 5" W x 1" D

### 5 lb. Cylinder Hanger

HANGS ON CONTAINER TO  
KEEP CYLINDER HANDY



**STAINLESS STEEL**



- 16 gauge stainless steel
- 18-1/2" overall length
- 5-1/2" diameter

**18F09-129**

4+ **\$**  
2+ \$ \$ Ea. \$ \$

Portable Dispenser Components and Dispenser Drain





# Cold Plates for Beer

Catalog No.	Designed to fit	No. of Circuits	Circuit Lengths	Tube I.D.	3+	Each
13A02-206	8" x 14"	3	12'	1/4"	\$	\$
13A02-208	8" x 14"	5	12'	1/4"	\$	\$
13A02-209	8" x 14"	6	12'	1/4"	\$	\$
13A02-210	8" x 14"	7	12'	1/4"	\$	\$
13A02-228	8" x 14"	8	12'	1/4"	\$	\$
13A02-211	10" x 15"	1	18'	1/4"	\$	\$
13A02-212	10" x 15"	2	18'	1/4"	\$	\$
13A02-213	10" x 15"	3	12'	5/16"	\$	\$
13A02-214	10" x 15"	4	12'	5/16"	\$	\$
13A02-215	10" x 15"	5	18'	1/4"	\$	\$
13A02-218	10" x 15"	6	18'	1/4"	\$	\$
13A02-222	12" x 18"	4	18'	5/16"	\$	\$

**99.7% PURE ALUMINUM**

**STAINLESS STEEL**



Tilted and polished top surface to assure maximum cooling performance




Fittings sold separately

## Wire Racks - Fits 10" x 15" Cold Plates

Keeps the cold plate lifted and out of standing water. Also allows the ice to completely surround the cold plate to maximize its cooling efficiency.

10+ **\$** 5+ **\$** Ea. **\$**

13K02-100



## Fittings for Cold Plates

Ref.#	Catalog No.	Description	100+	50+	25+	Each
1	04C03-230	1/4" Barb x 1/2-16 MFL	\$	\$	\$	\$
2	04C03-126	3/8 Barb x 1/2-16 MFL	\$	\$	\$	\$
3	04C03-233	1/4" MFL x 1/2-16 MFL	\$	\$	\$	\$

**FLARE WASHER PRICES PER 100**

Ref.#	Catalog No.	Description	300+	100+	Each
4	04E04-290	1/2-16 Flare Washer	\$	\$	\$ss




## 304 Grade Stainless Steel Coils with Fittings



LEFT OR RIGHT (LEFT PICTURED)



LEFT OR RIGHT (LEFT PICTURED)



Ref.	Catalog No.	Length	Coiled	O.D.	Fittings	Approx. Dimensions	3+	Each
1	19A03-105	50'	Univ	5/16"	Yes	5" Dia. x 8-1/2" H	\$	\$
2	19A03-100	50'	Left	5/16"	Yes	9-1/2" Dia. x 7" H	\$	\$
2	19A03-102	50'	Right	5/16"	Yes	9-1/2" Dia. x 7" H	\$	\$
3	19A03-208	70'	Univ	5/16"	Yes	5-1/2" Dia. x 10" H	\$	\$
4	19A03-107	70'	Left	5/16"	Yes	10-1/2" Dia. x 5-1/2" H	\$	\$
4	19A03-106	70'	Right	5/16"	Yes	10-1/2" Dia. x 5-1/2" H	\$	\$

Ref.	Catalog No.	Length	Coiled	O.D.	Fittings	Approx. Dimensions	3+	Each
5	19A03-103	120'	Left	5/16"	Yes	9-1/2" Dia. x 10" H	\$	\$
5	19A03-101	120'	Right	5/16"	Yes	9-1/2" Dia. x 10" H	\$	\$
6	19U07-050	50'	Univ	5/16"	No	4-3/4" x 7-1/4" x 6" H	\$	\$
7	19U07-070	70'	Univ	5/16"	No	9" x 9" x 9-1/4" H	\$	\$
8	19U07-120	120'	Univ	5/16"	No	9-3/4" x 9-3/4" x 9-1/4" H	\$	\$

## Grommets



Catalog No.	Size	25+	10+	Each
05A03-144	1/4"	\$	\$	\$
05A03-146	5/16"	\$	\$	\$
05A03-148	3/8"	\$	\$	\$

## Ferrules



Catalog No.	Size	25+	10+	Each
05A03-143	1/4"	\$	\$	\$
05A03-145	5/16"	\$	\$	\$
05A03-147	3/8"	\$	\$	\$

Portable Dispenser Components



## Super Sturdy & Flexible Tubs



MADE IN SPAIN

GORILLA TUBS® (FORMERLY TUBTRUGS®) ARE BUILT TO LAST — HAVING EXTREMELY STRONG HANDLES AND A FLEXIBLE BODY MAKES HANDLING EASIER THAN CONVENTIONAL RIDGID TUBS AND MUCH EASIER TO STORE AND TRANSPORT

**PERFECT FOR ICING DOWN KEGS, BOTTLES AND CANS**

ALSO GREAT FOR CARRYING, HAULING OR STORING JUST ABOUT ANYTHING YOU DESIRE



100% RECYCLED PLASTIC



100% FOOD GRADE PLASTIC



100% FOOD GRADE PLASTIC

INSIDE DIMENSIONS: 22" top diameter x 17" bottom diameter x 14" height

18U07-107

19.8 GALLON (BLACK)

24+ **\$** 12+ **\$**

6+ **\$** Ea. **\$**

18U07-105

19.8 GALLON (RED)

24+ **\$** 12+ **\$**

6+ **\$** Ea. **\$**

18U07-106

19.8 GALLON (BLUE)

24+ **\$** 12+ **\$**

6+ **\$** Ea. **\$**

## Iceless Pour™ Thermal Insulation Jackets

SERVING THE PERFECT TEMPERATURE BEER AT AN OUTDOOR EVENT JUST GOT A WHOLE LOT EASIER



**YOUR KEG'S  
NEW BEST FRIEND**

- NO** additional items needed for use
- NO** ice to dump or replenish
- NO** tubs or buckets to buy and haul around
- NO** leaks, as cracked tubs will often do
- NO** dangerous, slippery wet floors from ice
- NO** maintenance required for use
- NO** more buying, hauling ice everywhere
- YES** up to 10 hours of ice cold beer



Use with  
Jockey Box Dispenser (best)  
or just a picnic pump

20P01-100

1/6 BARREL

4+ **\$**

2+ **\$**

Ea. **\$**

20P01-101

1/2 BARREL

4+ **\$**

2+ **\$**

Ea. **\$**

Gorilla Tubs® and Iceless Pour™ Thermal Insulation Jackets



## Insulated Keg Jacket

DESIGNED TO INSULATE AND MAINTAIN TEMPERATURE

USE WITH 1/2 OR 1/4 BARRELS

**KEEPS BEER  
COLD**

- Limits exposure to external temperatures
- Helps reduce foaming due to temperature increase of beer
- Slotted top for pump/coupler access
- Durable canvas inside and out with heavy insulation

Catalog No.	10+	5+	Each
15K01-102	\$	\$	\$



## 1/6 Barrel American Sanke Keg

FOR OVER 20 YEARS A.E.B. HAS BEEN A WORLD LEADER IN THE PRODUCTION OF STAINLESS STEEL KEGS AND PRODUCT TANKS



### American Sanke Fitment 5.16 gallon capacity

- Body is 304 stainless steel
- Chimes are 304 stainless steel
- Sanitary robotic welded seams free from any deposit of material
- Pasivated, washed and sanitized
- Each keg is etched with A.E.B. logo, Made in Italy, serial number and manufactured date
- Stamped with all compliant warnings
- 9" diameter x 23.25" height
- Weight is 13.5 lbs.



LARGER VOLUME QUOTES AVAILABLE UPON REQUEST

## Keg Bumper

RHINO-TOUGH – PROTECTS CONTAINER AND FLOOR

TRUSTED FOR OVER 50 YEARS

- Tough, heavy-duty rubber construction, made in USA
- Waterproof and built to last
- Absorbs impact of keg drop
- 21 lbs., 18" dia. x 4.5" thick



20L02-114 Ea. \$\$

15C07-301

50+ \$\$  
25+ \$\$ 10+ \$\$  
5+ \$\$ Ea. \$\$

## Galvanized Steel Keg Racks

HEAVY DUTY 1-1/2" SQUARE TUBING • 10 YEAR MANUFACTURER PRORATED WARRANTY

SHIPS DIRECTLY FROM THE MANUFACTURER IN DETROIT, MI – VIA TRUCK LINE ONLY



TOP SHELF



ALL RACKS / SHELVES ARE 33"H x 16"D

EACH RACK STORES THE SAME QUANTITY ABOVE AND BELOW  
TOP SHELVES ARE MEANT FOR CASE BEER AND WINE STORAGE



KEG RACKS			
Catalog No.	# of Kegs	Length	Each
15L01-100	2	44"	\$
15L01-101	3	66"	\$
15L01-102	4	75"	\$
15L01-103	5	95"	\$
15L01-104	6	108"	\$

TOP SHELVES		
Catalog No.	Length	Each
15L01-200	44"	\$
15L01-201	66"	\$
15L01-202	75"	\$
15L01-203	95"	\$
15L01-204	108"	\$






## Keg Stacker Rings

PERFECT FOR INCREASING COOLER STORAGE SPACE • ALSO USE TO STACK KEGS DURING DELIVERY



1/2 BARREL



NO MORE THAN  
TWO KEGS PER STACK



1/6 BARREL

Catalog No.	Description	10+	5+	Each
20S02-100	1/2 Barrel	\$	\$	\$

Catalog No.	Description	10+	5+	Each
20S02-103	1/6 Barrel	\$	\$	\$

## Keg Spacer/Stacker Ring

ALLOWS LOWER KEG TO BE TAPPED • PERFECT FOR INCREASING COOLER STORAGE SPACE



1/2 BARREL



NO MORE THAN  
TWO KEGS  
PER STACK



1/6 BARREL

Catalog No.	Description	14+	7+	Each
20S02-101	1/2 Barrel	\$	\$	\$

Catalog No.	Description	8+	4+	Each
20S02-104	1/6 Barrel	\$	\$	\$

## Adapter Ring and Keg Dollies

USE ADAPTER WITH SPACERS/STACKERS • ALLOWS KEGS TO BE MOVED EASILY FOR CLEANING/RELOCATION



STACK A 1/6 BARREL  
OR 1/4 SLIM ON TOP OF  
A 1/2 OR 1/4 BARREL

ADAPTER RING



1/6 BARREL



500 LB.  
LIMIT ON ALL  
DOLLIES

1/2 BARREL

Catalog No.	Description	10+	5+	Each
20S02-102	Adapter Ring			
		\$	\$	\$

Catalog No.	Description	8+	4+	Each
20S02-106	1/6 Barrel Dolly			
		\$	\$	\$

Catalog No.	Description	8+	4+	Each
20S02-105	1/2 Barrel Dolly			
		\$	\$	\$





## Keg Stacker Rings

PERFECT FOR INCREASING COOLER STORAGE SPACE • ALSO USE TO STACK KEGS DURING DELIVERY



1/6 BARREL



1/2 BARREL



Catalog No.	Description	6+	3+	Each
20L02-116	1/6 Barrel	\$	\$	\$


Catalog No.	Description	10+	5+	Each
20L02-111	1/2 Barrel	\$	\$	\$

## Keg Spacer/Stacker Ring

ALLOWS LOWER KEG TO BE TAPPED • PERFECT FOR INCREASING COOLER STORAGE SPACE

NO MORE THAN TWO KEGS PER STACK

20L02-110



1/2 BARREL

12+ \$\$\$  
6+ \$\$\$  
Ea. \$\$\$



## Case and Keg Dollies

ALLOWS KEGS/CASES TO BE MOVED EASILY FOR CLEANING/RELOCATION • USE WITH SPACERS/STACKERS



CASE BEER

500 LB. LIMIT ON ALL DOLLIES



1/6 BARREL



1/2 BARREL

Catalog No.	Description		
20L02-115	Case Dolly		
8+	4+	Each	
\$	\$	\$	

Catalog No.	Description		
20L02-117	1/6 Barrel Dolly		
8+	4+	Each	
\$	\$	\$	

Catalog No.	Description		
20L02-112	1/2 Barrel Dolly		
8+	4+	Each	
\$	\$	\$	

Keg Space Management Products



## Cask Taps

- 3/8" Barbed end for connection to beer engine
- 1/4 turn wing handle for off/on
- Includes a S/S hop filter (installed)
- 3/4" BSP thread for nut/tailpiece



Catalog No.	Description	6+	3+	Each
22H01-104	Cask Tap, Single (3/8" Barb)	\$	\$	\$

- Same basic features as the single tap, but will service two beer engines from one cask
- Has two individual 1/4 turn wing handle shutoffs so either one or both can be open at the same time



Catalog No.	Description	6+	3+	Each
22H01-106	Cask Tap, Double (3/8" Barbs)	\$	\$	\$

### POUR DIRECTLY FROM CASK

- S/S pour spout
- 1/4 turn wing handle for off/on
- Includes a S/S hop filter (installed)
- 3/4" BSP thread for nut/tailpiece



Catalog No.	Description	6+	3+	Each
22H01-105	Cask Tap, Single (S/S Pour Spout)	\$	\$	\$

## Masons Replacement Tips



Slotted Tip (standard) for Masons



Sparkler Tip 0.6 mm holes for Masons

Catalog No.	Description	10+	5+	Each
22H01-103	Slotted Tip (Masons)	\$	\$	\$
22H01-102	Sparkler Tip .6 mm holes (Masons)	\$	\$	\$

## Aston Beer Engines

MASONS IS A LEADING UK MANUFACTURER OF BEER DISPENSERS, PROVIDING QUALITY AND RELIABLE DISPENSING EQUIPMENT



HAS A SELF-CONTAINED WATER JACKET TO KEEP BEER IN CYLINDER COLD

Solid Wood Plinth

1/4 Pint Pull



### The Masons Aston Clamp-On Beer Engine

has been designed for cask conditioned beers, by the oldest manufacturer of beer dispense equipment in the UK. The combined years of Masons / Gaskell and Chambers experience has resulted in this sturdy, reliable and most attractive dispense unit.

22H01-100  
1/4 PINT PULL

\$\$

22H01-123  
REPLACEMENT CYLINDER

\$\$

Cask Equipment



## Cask Tap Accessories



Ref.	Catalog No.	Description	10+	5+	Each
1	22H01-107	Wing Nut 3/4" BSP (Plastic)	\$	\$	\$
2	22H01-116	Hop Filter 3/4" BSP (S/S)	\$	\$	\$

Ref.	Catalog No.	Description	10+	5+	Each
3	22H01-122	Tailpiece 3/4" BSP (3/8" Barb)	\$	\$	\$
4	22H01-121	Turndown Spout 3/4" BSP (1/2")	\$	\$	\$

## Tapping Accessories



Use with a beer pump for long draw system

Ref.	Catalog No.	Description	25+	10+	Each
1	22H01-109	Keystone (Wooden)	\$	\$	\$
2	22H01-110	Keystone (Plastic)	\$	\$	\$

Ref.	Catalog No.	Description	25+	10+	Each
3	22H01-115	Keystone Plug (Cork)	\$	\$	\$
4	22H01-119	Check Valve 3/8" OD x 1/2" Barb	-	-	\$

## Cask Breathing (O<sub>2</sub>) Accessories

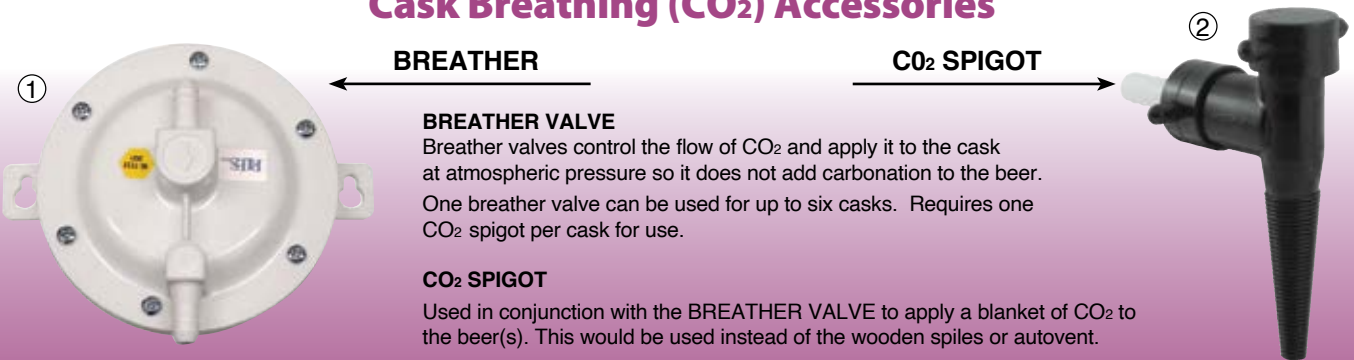


WITH BACK CHECK (replaces wooden spiles)

Ref.	Catalog No.	Description	25+	10+	Each
1	22H01-111	Shive (Wooden)	\$	\$	\$
2	22H01-112	Shive (Plastic)	\$	\$	\$
3	22H01-113	Spile (Soft Wood)	\$	\$	\$

Ref.	Catalog No.	Description	25+	10+	Each
4	22H01-114	Spile (Hard Wood)	\$	\$	\$
Ref.	Catalog No.	Description	10+	5+	Each
5	22H01-120	Cask Breather for Air (Autovent)	\$	\$	\$

## Cask Breathing (CO<sub>2</sub>) Accessories



**BREATHER**

**CO<sub>2</sub> SPIGOT**

### BREATHER VALVE

Breather valves control the flow of CO<sub>2</sub> and apply it to the cask at atmospheric pressure so it does not add carbonation to the beer. One breather valve can be used for up to six casks. Requires one CO<sub>2</sub> spigot per cask for use.

### CO<sub>2</sub> SPIGOT

Used in conjunction with the BREATHER VALVE to apply a blanket of CO<sub>2</sub> to the beer(s). This would be used instead of the wooden spiles or autovent.

Ref.	Catalog No.	Description	6+	3+	Each
1	22H01-117	CO <sub>2</sub> Breather Valve 3/8" Barbs	\$	\$	\$

Ref.	Catalog No.	Description	6+	3+	Each
2	22H01-118	CO <sub>2</sub> Breather Spigot 3/8" Barb	\$	\$	\$

Cask Equipment





**"A FLY KILLER!"**

KILLS ALL FLIES, COCKROACHES & SPIDERS

- Guaranteed Elimination In Under 24 Hours
- All New Time Released Vapor Technology
- Clean, Safe & Odorless

PROTECTION FOR UP TO 4 MONTHS

**KILLS UNWANTED PESTS FAST**

INCLUDING BUT NOT LIMITED TO:  
FRUIT FLIES, FLIES, GNATS, COCKROACHES, SILVERFISH

**DRINK AND FOOD AREAS – ONLY USE AFTER HOURS IN UNOCCUPIED AREAS**

**20B05-100**

**SOLD BY CASE OF 10 STRIPS**

12cs+ **\$** 6cs + **\$**  
3cs+ **\$** 1cs + **\$**

**FRUIT FLY Bar Pro** is a highly effective pest eliminator

- Time-released vapor fills every crack and crevice in a 200 cubic foot area per strip
- Attacks the problem at the source, targeting hard-to-reach reproducing areas
- Kills infestation within 24 hours and used regularly, will provide protection for up to four months before replacement is needed

**THIS PRODUCT IS REGULATED AND APPROVED BY THE EPA FOR SALE IN ALL 50 STATES**

Fruit Fly and Pest Control Products

**Insect-Away Gel and Spray**  
ALL NATURAL INSECTICIDE – HEALTHY TO BREATHE

**SPRAY DRAINS TO CONTROL FRUIT FLIES**

**SPRAY INFORMATION**

- Kills many insects on contact
- Scent works as a strong repellent for fruit flies and flies
- World-Wise certified
- Made from renewable resources
- Features Fresh Air™ technology
- Pleasant peppermint scent

**GEL CUP INFORMATION**

- Repels fruit flies and flies
- World-Wise certified
- Made from renewable resources
- Features Fresh Air™ technology
- Pleasant peppermint scent
- Each gel cup lasts up to 30 days



Catalog No.	Description	6+	3+	Each
20G09-300	Spray (16 oz.)	\$	\$	\$
20G09-301	Gel Cup (2 oz.)	\$	\$	\$

**Commercial FlyPunch!**  
POP THE TOP AND FRUIT FLIES CAN'T RESIST

**SAFELY AND EFFECTIVELY KILLS FRUIT FLIES FAST**



- Powerful non-toxic formula
- More effective than other similar types of products on the market
- Safe to use in all food/beverage areas
- Safe to use around employees and patrons
- Increases patron satisfaction
- Reduces risk of food borne illness
- Covers approx. 500 cubic feet and is most effective for up to 2 weeks

**20A05-100 FlyPunch!**  
12+ **\$** Ea. **\$**

**20A05-101 Wall Bracket**  
12+ **\$** Ea. **\$**







## Brewery Suction and Delivery Hose

PREMIUM GRADE • LOW PERMEATION • EXTRA FLEXIBLE • FDA COMPLIANT



- HOSE CONSTRUCTION** - Bromobutyl, phthalates-free, white
- REINFORCEMENT** - Synthetic plies, galvanized wire helices
- EXTERIOR COVER** - Wide corrugated, low friction cover
- FEATURES** - Abrasion, chemical and microbe resistant
- COMPLIANCE** - Meets FDA 21 CFR 177.2600



TEMPERATURE RANGE: -40° F to + 248° F



ORDER HOSE BY THE FOOT, THEN ADD THE SAME SIZE TRI-CLOVER COMPATIBLE KIT AND FOXX WILL ASSEMBLE BEFORE SHIPPING

Catalog No.	I.D.	O.D.	Vacuum PSI	Working Pressure	Burst Pressure	Weight by Foot	Bend Radius	Price Per Foot
21H09-100	1"	1.46"	13 PSI	150 PSI	450 PSI	.55 Lb.	2.76"	\$
21H09-101	1.5"	2.03"	13 PSI	150 PSI	450 PSI	.82 Lb.	3.15"	\$
21H09-102	2"	2.60"	13 PSI	150 PSI	450 PSI	1.27 Lb.	3.94"	\$

Tri-Clover Compatible Kit	Connection Size	Price
21H09-400	1"	\$
21H09-401	1.5"	\$
21H09-402	2"	\$



## Brewery Wash Down Hose

MAXIMUM FLEXIBILITY • HIGH TENSILE TEXTILE CORD REINFORCEMENT

Special proprietary hose construction EDPM for use in a wide array of applications requiring maximum flexibility and good resistance to air, water and heat.

TEMPERATURE RANGE: -40° F to + 200° F



ORDER HOSE BY THE FOOT, THEN ADD THE DESIRED KIT FROM BELOW OFFERINGS AND FOXX WILL ASSEMBLE BEFORE SHIPPING

Catalog No.	I.D.	O.D.	Vacuum PSI	Working Pressure	Burst Pressure	Weight by Foot	Bend Radius	Price Per Foot
21H09-150	.75"	1.15"	20 PSI	300 PSI	900 PSI	.36 Lb.	5"	\$

Choose desired kit from options listed below

MALE & FEMALE GARDEN HOSE FITTINGS ONLY



21H09-403

\$\$

MALE & FEMALE GARDEN HOSE FITTINGS WITH DETACHABLE SPRAYER



21H09-404

\$\$

FEMALE GARDEN HOSE FITTING ONLY WITH NON-REMOVABLE SPRAYER




21H09-405

\$\$



### 3-Position Butterfly Valve

TRI-CLOVER COMPATIBLE



- Pull lever lock, can be set to 3 different positions
- Can be cleaned in place
- No pockets for particles to hide
- Recommended for use on vessel outlets & fermenters

Catalog No.	Description	6+	3+	Each
21B09-510	(1") 3-Position Butterfly Valve	\$	\$	\$
21B09-221	(1.5") 3-Position Butterfly Valve	\$	\$	\$
21B09-511	(2") 3-Position Butterfly Valve	\$	\$	\$

### 13-Position Butterfly Valve

TRI-CLOVER COMPATIBLE



- Squeeze lever lock, can be set to 13 different positions
- Can be cleaned in place
- No pockets for particles to hide
- Recommended for use on vessel outlets & fermenters

Catalog No.	Description	6+	3+	Each
21B09-300	(1") 13-Position Butterfly Valve	\$	\$	\$
21B09-301	(1.5") 13-Position Butterfly Valve	\$	\$	\$
21B09-302	(2") 13-Position Butterfly Valve	\$	\$	\$

### Economy Ball Valve

TRI-CLOVER COMPATIBLE



- 1/4 turn from Off to On and offers more control over the flow than butterfly type valves
- Can be cleaned in place
- No pockets for particles to hide
- Recommended for use on vessel outlets and fermenters

Catalog No.	Description	6+	3+	Each
21B09-570	(.75") Economy Ball Valve	\$	\$	\$
21B09-571	(1") Economy Ball Valve	\$	\$	\$
21B09-572	(1.5") Economy Ball Valve	\$	\$	\$
21B09-573	(2") Economy Ball Valve	\$	\$	\$

### 13-Position Butterfly Valve

TRI-CLOVER COMPATIBLE



- Squeeze lever lock, can be set to 13 different positions
- Can be cleaned in place
- No pockets for particles to hide
- Recommended for use on vessel outlets and fermenters

Catalog No.	Description	6+	3+	Each
21B09-580	(1") 13-Position Ball Valve	\$	\$	\$
21B09-581	(1.5") 13-Position Ball Valve	\$	\$	\$
21B09-582	(2") 13-Position Ball Valve	\$	\$	\$

Additional price breaks available on most items. Login to your website account or contact your sales representative for pricing.

### Quick-Clean Ball Valves

TRI-CLOVER COMPATIBLE



- 1/4 turn from Off to On and offers more control over the flow than butterfly type valves
- Breaks down in about 30 seconds for cleaning (no tools required)
- No pockets for particles to hide
- Recommended for use on pump outlets and vessel returns

Catalog No.	Description	6+	3+	Each
21B09-310	(.75") Quick Clean Ball Valve	\$	\$	\$
21B09-311	(1") Quick Clean Ball Valve	\$	\$	\$
21B09-312	(1.5") Quick Clean Ball Valve	\$	\$	\$
21B09-313	(2") Quick Clean Ball Valve	\$	\$	\$

### 3-Piece Ball Valves

TRI-CLOVER COMPATIBLE



- 1/4 turn from Off to On and offers more control over the flow than butterfly type valves
- Traditional 3 pc construction held together with 4 bolts
- No pockets for particles to hide
- Recommended for use on vessel outlets and fermenters

Catalog No.	Description	6+	3+	Each
21B09-490	(1") 3-Piece Ball Valve	\$	\$	\$
21B09-491	(1.5") 3-Piece Ball Valve	\$	\$	\$


Tri-Clover Compatible Fittings



## 3-Way Ball Valve

TRI-CLOVER COMPATIBLE

- Ball has passageways in a "T" pattern offering up to four different flow patterns AB, ABC, AC, BC
- Can be cleaned in place using the ABC position
- Recommended for use in place of tees where the control of multiple flow directions is required



Catalog No.	Description	6+	3+	Each
21B09-320	(.75") 3-Way Ball Valve	\$	\$	\$
21B09-321	(1") 3-Way Ball Valve	\$	\$	\$
21B09-322	(1.5") 3-Way Ball Valve	\$	\$	\$

## Back Check Valve

TRI-CLOVER COMPATIBLE

- Easily attach, remove or replace as desired
- Disassembly for cleaning and seal replacement is easy to do
- For use with commercial transfer pump to prevent back flow of liquid



NOT FOR USE WITH MARCH OR CHUGGER PUMPS

Catalog No.	Description	6+	3+	Each
21B09-390	(1") Back Check Valve	-	-	\$
21B09-391	(1.5") Back Check Valve	-	-	\$
21B09-392	(2") Back Check Valve	-	-	\$

## Diaphragm 3-Way Valve

TRI-CLOVER COMPATIBLE

- Manufactured of 316 S/S
- Dual gaskets EPDM and PTFE
- Easily disassembles for gasket replacement and cleaning
- Recommended for use where precise control over fluid flow is required



Catalog No.	Description	Each
21B09-620	(1") 3-Way Diaphragm Valve	\$
21B09-621	(1.5") 3-Way Diaphragm Valve	\$

## Diaphragm Valve

TRI-CLOVER COMPATIBLE

- Manufactured of 316 S/S
- Dual gaskets EPDM and PTFE
- Easily disassembles for gasket replacement and cleaning
- Recommended for use where precise control over fluid flow is required



Catalog No.	Description	6+	3+	Each
21B09-590	(.75") Diaphragm Valve	\$	\$	\$
21B09-591	(1") Diaphragm Valve	\$	\$	\$
21B09-592	(1.5") Diaphragm Valve	\$	\$	\$
21B09-593	(2") Diaphragm Valve	\$	\$	\$

Additional price breaks available on most items. Login to your website account or contact your sales representative for pricing.

## 360° View Sight Glass

TRI-CLOVER COMPATIBLE

- Provides full 360° viewing of flowing liquid
- Easily disassembles for seal, glass replacement and cleaning
- No pockets for particles to hide
- Recommended for use where visual monitoring is beneficial to production



Catalog No.	Description	6+	3+	Each
21B09-246	(.75") 360° Sight Glass	\$	\$	\$
21B09-247	(1") 360° Sight Glass	\$	\$	\$
21B09-248	(1.5") 360° Sight Glass	\$	\$	\$
21B09-249	(2") 360° Sight Glass	\$	\$	\$

## Process Sight Glass

TRI-CLOVER COMPATIBLE

- Provides direct view of liquid in a vessel or flowing
- Easily disassembles for seal replacement and cleaning
- Recommended for use on vessels to look inside and view process or attach to a tee for view of flowing liquid



Catalog No.	Description	6+	3+	Each
21B09-690	(1.5") Process Sight Glass	\$	\$	\$
21B09-691	(2") Process Sight Glass	\$	\$	\$

Tri-Clover Compatible Fittings



## Standard Tees

TRI-CLOVER COMPATIBLE



- Factory welded and polished inside and out to provide an easy-to-clean component
- Recommended for use when hard piping short sections of your brewery

Catalog No.	Description	6+	3+	Each
21B09-332	(1") Standard Tee	\$	\$	\$
21B09-333	(1.5") Standard Tee	\$	\$	\$
21B09-334	(2") Standard Tee	\$	\$	\$

## Reducing Tees

TRI-CLOVER COMPATIBLE



- Factory welded and polished inside and out to provide an easy-to-clean component
- Recommended for use when hard piping short sections of your brewery

Catalog No.	Description	6+	3+	Each
21B09-340	(1.5" x 1") Reducing Tee	\$	\$	\$
21B09-341	(2" x 1") Reducing Tee	\$	\$	\$
21B09-342	(2" x 1.5") Reducing Tee	\$	\$	\$

## Instrument Tees

TRI-CLOVER COMPATIBLE



- Factory welded and polished inside and out to provide an easy-to-clean component
- Recommended for use when hard piping short sections of your brewery

Catalog No.	Description	6+	3+	Each
21B09-500	(1") Instrument Tee	\$	\$	\$
21B09-501	(1.5") Instrument Tee	\$	\$	\$
21B09-502	(2") Instrument Tee	\$	\$	\$

## Standard Crosses

TRI-CLOVER COMPATIBLE



- Factory welded and polished inside and out to provide an easy-to-clean component
- Recommended for use when hard piping short sections of your brewery

Catalog No.	Description	6+	3+	Each
21B09-401	(1") Standard Cross	\$	\$	\$
21B09-402	(1.5") Standard Cross	\$	\$	\$
21B09-403	(2") Standard Cross	\$	\$	\$

Not seeing the configuration you want? Contact your sales representative for pricing and availability on what you do want.

## Extension Tubes

TRI-CLOVER COMPATIBLE



FROM  
6"- 36" LENGTH  
AVAILABLE

- Factory welded and polished inside and out to provide a smooth leak-free component
- Smooth interior is easy to clean
- Recommended for use when hard piping short sections of your brewery

Catalog No.	Description	6+	3+	Each
21B09-370	6" Length (1") Extension Tube	\$	\$	\$
21B09-371	12" Length (1") Extension Tube	\$	\$	\$
21B09-372	18" Length (1") Extension Tube	\$	\$	\$
21B09-373	24" Length (1") Extension Tube	\$	\$	\$
21B09-374	36" Length (1") Extension Tube	\$	\$	\$
21B09-375	6" Length (1.5") Extension Tube	\$	\$	\$
21B09-376	12" Length (1.5") Extension Tube	\$	\$	\$
21B09-377	18" Length (1.5") Extension Tube	\$	\$	\$
21B09-378	24" Length (1.5") Extension Tube	\$	\$	\$
21B09-379	36" Length (1.5") Extension Tube	\$	\$	\$
21B09-380	6" Length (2") Extension Tube	-	-	\$
21B09-381	12" Length (2") Extension Tube	-	-	\$
21B09-382	18" Length (2") Extension Tube	-	-	\$
21B09-383	24" Length (2") Extension Tube	-	-	\$
21B09-384	36" Length (2") Extension Tube	-	-	\$
21B09-385	12" Length (3") Extension Tube	-	-	\$
21B09-386	18" Length (3") Extension Tube	-	-	\$
21B09-387	24" Length (3") Extension Tube	-	-	\$
21B09-388	36" Length (3") Extension Tube	-	-	\$

Tri-Clover Compatible Fittings





# Elbowed Tubes

TRI-CLOVER COMPATIBLE

## 90° ANGLED ELBOW

Catalog No.	Description	6+	3+	Each
21B09-350	(.5") 90° Elbow	\$	\$	\$
21B09-351	(.75") 90° Elbow	\$	\$	\$
21B09-352	(1") 90° Elbow	\$	\$	\$
21B09-353	(1.5") 90° Elbow	\$	\$	\$
21B09-354	(2") 90° Elbow	\$	\$	\$
21B09-355	(3") 90° Elbow	\$	\$	\$

## 45° ANGLED ELBOW

Catalog No.	Description	6+	3+	Each
21B09-360	(.75") 45° Elbow	\$	\$	\$
21B09-361	(1") 45° Elbow	\$	\$	\$
21B09-362	(1.5") 45° Elbow	\$	\$	\$
21B09-363	(2") 45° Elbow	\$	\$	\$

- Factory welded and polished inside and out to provide an easy-to-clean component
- Available in either 45° or 90° angles to provide a multitude of configurations when combined with extension tubes and other fittings
- Recommended for use when hard piping short sections of your brewery



90°



45°

# 180° U-Bend Tubes

TRI-CLOVER COMPATIBLE

- Factory welded and polished inside and out to provide an easy-to-clean component
- Provides a multitude of configurations when combined with extension tubes and other fittings
- Recommended for use when hard piping short sections of your brewery



Catalog No.	Description	6+	3+	Each
21B09-660	(1") 180° U-Bend Tube	\$	\$	\$
21B09-661	(1.5") 180° U-Bend Tube	\$	\$	\$

# 135° "Y" Tees

TRI-CLOVER COMPATIBLE

- Factory welded and polished inside and out to provide an easy-to-clean component
- Provides a multitude of configurations when combined with extension tubes and other fittings
- Recommended for use when hard piping short sections of your brewery



135°

90°



Catalog No.	Description	6+	3+	Each
21B09-670	(1") 135° "Y" Tee Tube	\$	\$	\$
21B09-671	(1.5") 135° "Y" Tee Tube	\$	\$	\$
21B09-672	(2") 135° "Y" Tee Tube	\$	\$	\$

# 90° "Y" Tees

TRI-CLOVER COMPATIBLE

- Factory welded and polished inside and out to provide an easy-to-clean component
- Provides a multitude of configurations when combined with extension tubes and other fittings
- Recommended for use when hard piping short sections of your brewery



90°



Catalog No.	Description	6+	3+	Each
21B09-680	(1") 90° "Y" Tee Tube	\$	\$	\$
21B09-681	(1.5") 90° "Y" Tee Tube	\$	\$	\$
21B09-682	(2") 90° "Y" Tee Tube	\$	\$	\$

# PRV Tank Breathers

TRI-CLOVER COMPATIBLE

- Easily attach, remove or replace as desired
- Does not need to be removed or disassembled for cleaning. Entire breather can be soaked and rinsed if desired
- Recommended for use to control tank pressure and breaks vacuum at 1.5 PSI



Catalog No.	Description	6+	3+	Each
21B09-460	(1.5") 15-PSI Tank Breather	\$	\$	\$
21B09-461	(1.5") 30-PSI Tank Breather	\$	\$	\$

Tri-Clover Compatible Fittings



## Wing Nut Clamps TRI-CLOVER COMPATIBLE

- High quality clamps made from 304 stainless steel are durable and have superior corrosion resistance
- Used with a gasket and two tri-clamp flanges to create a leak-free connection



Catalog No.	Description	10+	5+	Each
21B09-209	(.5"/.75") Wing Nut Clamp	\$	\$	\$
21B09-208	(1"/1.5") Wing Nut Clamp	\$	\$	\$
21B09-200	(2") Wing Nut Clamp	\$	\$	\$
21B09-201	(3") Wing Nut Clamp	\$	\$	\$


Catalog No.	Description	10+	5+	Each
21B09-202	(4") Wing Nut Clamp	\$	\$	\$
21B09-203	(6") Wing Nut Clamp	\$	\$	\$
21B09-204	(8") Wing Nut Clamp	\$	\$	\$
-	-	-	-	-

### 304 S/S **Concentric Reducers** TRI-CLOVER COMPATIBLE



- Factory welded & polished inside and out to provide an easy to clean component
- Recommended for use to downsize tubes and still maintain a sanitary fitment that can be cleaned in place

### 304 S/S **Eccentric Reducers** TRI-CLOVER COMPATIBLE



- Factory welded & polished inside and out to provide an easy to clean component
- Recommended for use to downsizing tubes without trapping liquid on a horizontal run. Sanitary and clean in place

Catalog No.	Description	6+	3+	Each
21B09-410	(1" x .5") Concentric Reducer	\$	\$	\$
21B09-411	(1" x .75") Concentric Reducer	\$	\$	\$
21B09-412	(1.5" x 1") Concentric Reducer	\$	\$	\$
21B09-413	(2" x 1") Concentric Reducer	\$	\$	\$
21B09-414	(2" x 1.5") Concentric Reducer	\$	\$	\$
21B09-417	(3" x 1.5") Concentric Reducer	\$	\$	\$
21B09-418	(3" x 2") Concentric Reducer	\$	\$	\$

Catalog No.	Description	6+	3+	Each
21B09-420	(1.5" x 1") Eccentric Reducer	\$	\$	\$
21B09-421	(2" x 1") Eccentric Reducer	\$	\$	\$
21B09-422	(2" x 1.5") Eccentric Reducer	\$	\$	\$
21B09-423	(3" x 1.5") Eccentric Reducer	\$	\$	\$
21B09-424	(3" x 2") Eccentric Reducer	\$	\$	\$
21B09-425	(4" x 2") Eccentric Reducer	-	-	\$
21B09-426	(4" x 3") Eccentric Reducer	-	-	\$

Additional price breaks available on most items. Login to your website account or contact your sales representative for pricing.

## Cap Style Reducers TRI-CLOVER COMPATIBLE

**CENTERED**



- Factory welded and polished inside and out to provide a smooth leak-free component
- Recommended for use when a quick interchange of flange sizes are required. Technically this is not a sanitary fitting due to the abrupt change and cannot be cleaned in place
- The centered version works best for vertical drops and the offset would be used mainly on horizontal runs to help maximize drainage of liquid



**OFFSET**

Catalog No.	Description	6+	3+	Each
21B09-431	(1.5" x .75") Centered Cap Reducer	\$	\$	\$
21B09-214	(1.5" x 5") Centered Cap Reducer	\$	\$	\$
21B09-432	(2" x 1.5") Centered Cap Reducer	\$	\$	\$
21B09-433	(3" x 1") Centered Cap Reducer	\$	\$	\$
21B09-434	(3" x 1.5") Centered Cap Reducer	\$	\$	\$
21B09-435	(3" x 2") Centered Cap Reducer	\$	\$	\$
21B09-436	(4" x 2") Centered Cap Reducer	\$	\$	\$
21B09-437	(4" x 3") Centered Cap Reducer	\$	\$	\$
21B09-438	(6" x 1.5") Centered Cap Reducer	\$	\$	\$
21B09-439	(6" x 2") Centered Cap Reducer	-	-	\$
21B09-440	(6" x 3") Centered Cap Reducer	-	-	\$
21B09-443	(2" x 1.5") Offset Cap Reducer	\$	\$	\$
21B09-444	(3" x 1") Offset Cap Reducer	\$	\$	\$
21B09-445	(4" x 1.5") Offset Cap Reducer	\$	\$	\$


Tri-Clover Compatible Fittings



## Barbed Fittings

TRI-CLOVER COMPATIBLE

- High quality clamps made from 304 stainless steel are durable and have superior corrosion resistance
- Available in standard length or XL 4" length



Catalog No.	Description	10+	5+	Each
21B09-450	(1 1/2" x 1/4" Barb) Standard	\$	\$	\$
21B09-452	(1 1/2" x 5/16" Barb) Standard	\$	\$	\$
21B09-245	(1 1/2" x 3/8" Barb) Standard	\$	\$	\$
21B09-217	(1 1/2" x 1/2" Barb) Standard	\$	\$	\$
21B09-229	(1 1/2" x 5/8" Barb) Standard	\$	\$	\$
21B09-218	(1 1/2" x 3/4" Barb) Standard	\$	\$	\$
21B09-219	(1 1/2" x 1" Barb) Standard	\$	\$	\$

Catalog No.	Description	10+	5+	Each
21B09-220	(1 1/2" x 1.5" Barb) Standard	\$	\$	\$
21B09-453	(2" x 1/2" Barb) Standard	\$	\$	\$
21B09-454	(2" x 3/4" Barb) Standard	\$	\$	\$
21B09-455	(2" x 1" Barb) Standard	\$	\$	\$
21B09-230	(1 1/2" x 1" Barb) 4" Length	\$	\$	\$
21B09-231	(1 1/2" x 1.5" Barb) 4" Length	\$	\$	\$
21B09-456	(2" x 2" Barb) 4" Length	\$	\$	\$

## Sanitary Cap Fittings

TRI-CLOVER COMPATIBLE

- High quality fittings made from 304 stainless steel are durable and have superior corrosion resistance
- Used for capping off valves or any opening to keep it in sanitary condition



Catalog No.	Description	10+	5+	Each
21B09-215	(.5"- .75") Sanitary Cap	\$	\$	\$
21B09-216	(1 1/2") Sanitary Cap	\$	\$	\$
21B09-224	(2") Sanitary Cap	\$	\$	\$
21B09-225	(3") Sanitary Cap	\$	\$	\$
21B09-226	(4") Sanitary Cap	\$	\$	\$
21B09-227	(6") Sanitary Cap	-	-	\$
21B09-228	(8") Sanitary Cap	-	-	\$

## 90° Elbow Barbed Fittings

TRI-CLOVER COMPATIBLE

- High quality fittings made from 304 stainless steel are durable and have superior corrosion resistance
- Ideal for use in locations where sharp angle in hose placement is required to complete connection



Catalog No.	Description	10+	5+	Each
21B09-457	(1 1/2" x 3/8" Barb) 90° Elbow	\$	\$	\$
21B09-232	(1 1/2" x 1/2" Barb) 90° Elbow	\$	\$	\$
21B09-233	(1 1/2" x 5/8" Barb) 90° Elbow	\$	\$	\$
21B09-234	(1 1/2" x 3/4" Barb) 90° Elbow	\$	\$	\$
21B09-235	(1 1/2" x 1" Barb) 90° Elbow	\$	\$	\$

## Male Thread Fittings

TRI-CLOVER COMPATIBLE

- High quality fittings made from 304 stainless steel are durable and have superior corrosion resistance
- Used for introducing female threaded components into the tri-clamp system



Catalog No.	Description	10+	5+	Each
21B09-222	(1 1/2") Male Beer Thread	\$	\$	\$
21B09-251	(1 1/2") 1/4" Male Pipe Thread	\$	\$	\$
21B09-241	(1 1/2") 3/8" Male Pipe Thread	\$	\$	\$
21B09-242	(1 1/2") 1/2" Male Pipe Thread	\$	\$	\$
21B09-243	(1 1/2") 3/4" Male Pipe Thread	\$	\$	\$
21B09-244	(1 1/2") 1" Male Pipe Thread	\$	\$	\$

## Female Thread Fittings

TRI-CLOVER COMPATIBLE

- High quality fittings made from 304 stainless steel are durable and have superior corrosion resistance
- Used for introducing male threaded components into the tri-clamp system



Catalog No.	Description	10+	5+	Each
21B09-223	(1 1/2") Female Beer Thread	\$	\$	\$
21B09-236	(1 1/2") 1/4" Female Pipe Thread	\$	\$	\$
21B09-237	(1 1/2") 3/8" Female Pipe Thread	\$	\$	\$
21B09-238	(1 1/2") 1/2" Female Pipe Thread	\$	\$	\$
21B09-239	(1 1/2") 3/4" Female Pipe Thread	\$	\$	\$
21B09-240	(1 1/2") 1" Female Pipe Thread	\$	\$	\$

Tri-Clover Compatible Fittings





## Drop-In Thermowells

TRI-CLOVER COMPATIBLE



- Easily attaches to any 1.5" flange
- Used with drop-in style thermometers for temporary placement
- Recommended for use where an internal temperature reading inside of a vessel is required

Catalog No.	Description	6+	3+	Each
21B09-520	(1.5") 3" Length Drop-In	\$	\$	\$
21B09-521	(1.5") 6" Length Drop-In	\$	\$	\$
21B09-522	(1.5") 12" Length Drop-In	\$	\$	\$
21B09-523	(1.5") 16" Length Drop-In	\$	\$	\$
21B09-524	(1.5") 20" Length Drop-In	\$	\$	\$
21B09-525	(1.5") 24" Length Drop-In	\$	\$	\$

## Thread-In Thermowells

TRI-CLOVER COMPATIBLE



- Easily attaches to any 1.5" flange
- Used with thread-in style thermometers for more secure semi-permanent placement
- Recommended for use where an internal temperature reading inside of a vessel is required

Catalog No.	Description	6+	3+	Each
21B09-530	(1.5") 4" Length Thread-In	\$	\$	\$
21B09-531	(1.5") 6" Length Thread-In	\$	\$	\$
21B09-532	(1.5") 12" Length Thread-In	\$	\$	\$
21B09-533	(1.5") 20" Length Thread-In	\$	\$	\$

## Pressure Gauges

TRI-CLOVER COMPATIBLE



BACK MOUNT

- High quality liquid filled gauge for long life and stable readings
- Can be mounted directly to tank or in-line on an instrument tee
- Recommended for use where pressure is a critical issue

BOTTOM MOUNT

Catalog No.	Description	6+	3+	Each
21B09-470	(1.5") 30-PSI Bottom Mount	\$	\$	\$
21B09-471	(1.5") 60-PSI Bottom Mount	\$	\$	\$
21B09-472	(1.5") 30-PSI Back Mount	\$	\$	\$
21B09-473	(1.5") 60-PSI Back Mount	\$	\$	\$

## Inside/Outside Fittings

TRI-CLOVER COMPATIBLE



21B09-544

21B09-540

21B09-543

21B09-542

- Machined from one solid piece of 304 S/S - not welded together
- Mounts directly to any 1.5" flange
- Recommended for use where it is necessary to have additional connectivity inside the vessel for carb stones, cleaning balls, etc.

Catalog No.	Description	6+	3+	Each
21B09-540	(1.5") 1/4" FFL-In x 1/4" MFL-Out	\$	\$	\$
21B09-541	(1.5") 1/2" FPT-In x 1/2" MPT-Out	\$	\$	\$
21B09-542	(1.5") 1/2" MPT-In x 1/2" MPT-Out	\$	\$	\$
21B09-543	(1.5") 1/2" MPT-In x 1/2" FPT-Out	\$	\$	\$
21B09-544	(1.5") 1/2" FPT-In x 1/2" FPT-Out	\$	\$	\$

## Garden Hose Fittings

TRI-CLOVER COMPATIBLE



- High quality fittings are durable and have superior corrosion resistance – made of 304 S/S
- Washer not included with purchase of either fitting
- Recommended for use where adding water to a vessel via a garden hose is required

Catalog No.	Description	6+	3+	Each
21B09-550	(1.5") Male GH Thread	\$	\$	\$
21B09-551	(1.5") Female GH Thread	\$	\$	\$

## Flare Adapter Fittings

TRI-CLOVER COMPATIBLE



- High quality fittings are durable and have superior corrosion resistance – made of 304 S/S
- Flare washer not included with purchase of either fitting
- Recommended for use where a removable small hose connection to vessels is required

Catalog No.	Description	6+	3+	Each
21B09-560	(1.5") 1/4" MFL Adapter	\$	\$	\$
21B09-561	(1.5") 1/4" FFL Adapter	\$	\$	\$

Tri-Clover Compatible Fittings





# Weld-In-Place Flanges

TRI-CLOVER COMPATIBLE

Recommended for adding an access port to a vessel or lid



Catalog No.	Description	6+	3+	Each
21B09-630	(1") .5" L	\$	\$	\$
21B09-631	(1") .846" L	\$	\$	\$
21B09-632	(1") 1.125" L	\$	\$	\$
21B09-633	(1") 1.75" L	\$	\$	\$
21B09-634	(1") 3" L	\$	\$	\$

Catalog No.	Description	6+	3+	Each
21B09-640	(1.5") .5" L	\$	\$	\$
21B09-641	(1.5") .846" L	\$	\$	\$
21B09-642	(1.5") 1.125" L	\$	\$	\$
21B09-643	(1.5") 1.75" L	\$	\$	\$
21B09-644	(1.5") 3" L	\$	\$	\$

Catalog No.	Description	6+	3+	Each
21B09-650	(2") .5" L	\$	\$	\$
21B09-651	(2") .846" L	\$	\$	\$
21B09-652	(2") 1.125" L	\$	\$	\$
21B09-653	(2") 1.75" L	\$	\$	\$
21B09-654	(2") 3" L	\$	\$	\$

# Seats for Butterfly Valves

SILICONE AND EPDM AVAILABLE



SILICONE (RED)

EPDM (BLACK)

Catalog No.	Description	6+	3+	Each
21B09-600	(1") Silicone Seat	\$	\$	\$
21B09-601	(1.5") Silicone Seat	\$	\$	\$
21B09-602	(2") Silicone Seat	\$	\$	\$
21B09-610	(1") EPDM Seat	\$	\$	\$
21B09-611	(1.5") EPDM Seat	\$	\$	\$
21B09-612	(2") EPDM Seat	\$	\$	\$

# Flanged Gaskets

SILICONE AND EPDM AVAILABLE



FLANGED VS STANDARD

Catalog No.	Description	10+	5+	Each
21B09-730	(1") Silicone Flanged Gasket	\$	\$	\$
21B09-731	(1.5") Silicone Flanged Gasket	\$	\$	\$
21B09-732	(2") Silicone Flanged Gasket	\$	\$	\$
21B09-733	(3") Silicone Flanged Gasket	\$	\$	\$
21B09-740	(1") EPDM Flanged Gasket	\$	\$	\$
21B09-741	(1.5") EPDM Flanged Gasket	\$	\$	\$
21B09-742	(2") EPDM Flanged Gasket	\$	\$	\$
21B09-743	(3") EPDM Flanged Gasket	\$	\$	\$

# Replacement Glass

FOR 360° SIGHT GLASS



Catalog No.	Description	6+	3+	Each
21B09-347	(1") Glass Only for 360° Glass	\$	\$	\$
21B09-348	(1.5") Glass Only for 360° Glass	\$	\$	\$
21B09-349	(2") Glass Only for 360° Glass	\$	\$	\$

# Replacement Seal Sets

FOR 360° AND PROCESS SIGHT GLASS



VITON - FOR 360°

SILICONE - FOR 360°

VITON - FOR PROCESS SIGHT GLASS

Catalog No.	Description	6+	3+	Each
21B09-700	(1.5") Viton for 360° Glass	\$	\$	\$
21B09-701	(2") Viton for 360° Glass	\$	\$	\$
21B09-710	(1.5") Silicone for 360° Glass	\$	\$	\$
21B09-711	(2") Silicone for 360° Glass	\$	\$	\$
21B09-720	(1.5") Viton for Process Glass	\$	\$	\$
21B09-721	(2") Viton for Process Glass	\$	\$	\$

Tri-Clover Compatible Fittings

FLANGED GASKETS  
AVAILABLE ONLINE

# Tri-Clover Compatible Gaskets

VITON GASKETS  
AVAILABLE ONLINE




**BUNA-N**  
Temp-Range  
-30°F to 200°F  
  
Chemical  
Resistance  
**Good**



**EPDM**  
Temp-Range  
-30°F to 300°F  
  
Chemical  
Resistance  
**Best**



**SILICONE**  
Temp-Range  
-58°F to 446°F  
  
Chemical  
Resistance  
**Better**



**PTFE**  
Temp-Range  
-100°F to 500°F  
  
Chemical  
Resistance  
**Best**

BUNA-N TRI-CLOVER COMPATIBLE GASKETS					
Catalog No.	Size	50+	25+	10+	Each
21B09-250	1/2"	\$	\$	\$	\$
-	-	-	-	-	-
21B09-252	1"	\$	\$	\$	\$
21B09-253	1-1/2"	\$	\$	\$	\$
21B09-254	2"	\$	\$	\$	\$
21B09-255	3"	\$	\$	\$	\$
21B09-256	4"	\$	\$	\$	\$
-	6"	-	-	-	-
-	8"	-	-	-	-

SILICONE TRI-CLOVER COMPATIBLE GASKETS					
Catalog No.	Size	50+	25+	10+	Each
21B09-260	1/2"	\$	\$	\$	\$
21B09-261	3/4"	\$	\$	\$	\$
21B09-262	1"	\$	\$	\$	\$
21B09-263	1-1/2"	\$	\$	\$	\$
21B09-264	2"	\$	\$	\$	\$
21B09-265	3"	\$	\$	\$	\$
21B09-266	4"	\$	\$	\$	\$
21B09-267	6"	\$	\$	\$	\$
21B09-268	8"	\$	\$	\$	\$

EPDM TRI-CLOVER COMPATIBLE GASKETS					
Catalog No.	Size	50+	25+	10+	Each
21B09-270	1/2"	\$	\$	\$	\$
21B09-271	3/4"	\$	\$	\$	\$
21B09-272	1"	\$	\$	\$	\$
21B09-273	1-1/2"	\$	\$	\$	\$
21B09-274	2"	\$	\$	\$	\$
21B09-275	3"	\$	\$	\$	\$
21B09-276	4"	\$	\$	\$	\$
21B09-277	6"	\$	\$	\$	\$
21B09-278	8"	\$	\$	\$	\$

PTFE TRI-CLOVER COMPATIBLE GASKETS					
Catalog No.	Size	50+	25+	10+	Each
21B09-280	1/2"	\$	\$	\$	\$
21B09-281	3/4"	\$	\$	\$	\$
21B09-282	1"	\$	\$	\$	\$
21B09-283	1-1/2"	\$	\$	\$	\$
21B09-284	2"	\$	\$	\$	\$
21B09-285	3"	\$	\$	\$	\$
21B09-286	4"	\$	\$	\$	\$
21B09-287	6"	\$	\$	\$	\$
21B09-288	8"	\$	\$	\$	\$

Additional price breaks available on most items. Login to your website account or contact your sales representative for pricing.

## Silcon<sup>®</sup> Silicone Tubing MANUFACTURED BY NEW AGE<sup>®</sup> INDUSTRIES

**HIGH  
TEMPERATURE**

- Able to withstand extreme temperature variations from -100°F to 500°F • Odorless, tasteless and inert
- Translucent natural color for visual contact with flow of product • Made from FDA sanctioned ingredients
- Excellent bend radius permits installation into restricted spaces without impeding flow • NSF certified



IDEAL FOR LOW PRESSURE APPLICATIONS						PRICES PER 100'			PRICE PER FOOT
Catalog No.	I.D.	O.D.	Working Pressure at 70° F	Clamp Index	Roll Size	4 Rolls	2 Rolls	1 Roll	Under 100'
08S01-101	5/16"	1/2"	10	-	100'	\$	\$	\$	\$
08S01-102	3/8"	5/8"	10	-	100'	\$	\$	\$	\$
08S01-103	1/2"	3/4"	10	-	100'	\$	\$	\$	\$

## Silbrade<sup>®</sup> Braided Silicone Tubing MANUFACTURED BY NEW AGE<sup>®</sup> INDUSTRIES

**HIGH  
TEMPERATURE**

- Able to withstand extreme temperature variations from -80°F to 350°F • Odorless, tasteless and inert
- Translucent natural color for visual contact with flow of product • Made from FDA sanctioned ingredients
- Excellent bend radius permits installation into restricted spaces without impeding flow • NSF certified



IDEAL FOR LOW PRESSURE APPLICATIONS						PRICES PER FOOT			
Catalog No.	I.D.	O.D.	Working Pressure at 70° F	Clamp Index	Roll Size	1 Roll	50'+	25'+	Less than 25'
08S01-104	5/16"	19/32"	183 psi	-	100'	\$	\$	\$	\$
08S01-105	3/8"	21/32"	166 psi	-	100'	\$	\$	\$	\$
08S01-106	1/2"	4/5"	141 psi	-	100'	\$	\$	\$	\$



Tri-Clover Compatible Fittings and High Temperature Hose



# 316 Grade Stainless Steel Sampling Valves



**DISCONTINUED  
LIMITED STOCK**



**DISCONTINUED  
LIMITED STOCK**



.5" TRI-CLOVER COMPATIBLE				
Catalog No.	Description	6+	3+	Each
21G09-100	Sample Valve (Black handle)	<b>DISCONTINUED</b>		\$
21G09-200	Sample Valve (Stainless handle)	\$	\$	\$

1.5" TRI-CLOVER COMPATIBLE				
Catalog No.	Description	6+	3+	Each
21G09-101	Sample Valve (Black handle)	\$	\$	\$
21G09-201	Sample Valve (Stainless handle)	\$	\$	\$



1/4" MALE PIPE THREAD				
Catalog No.	Description	6+	3+	Each
21G09-140	Sample Valve (Black handle)	<b>SOLD OUT</b>		
21G09-150	Sample Valve (Stainless handle)	\$	\$	\$

3/8" MALE PIPE THREAD				
Catalog No.	Description	6+	3+	Each
21G09-141	Sample Valve (Black handle)	<b>SOLD OUT</b>		
21G09-151	Sample Valve (Stainless handle)	\$	\$	\$

## Sampling Valve

TRI-CLOVER COMPATIBLE

Oval Knob —

— 3/8" Barb

## Replacement Seal Kit

for Round Knobs

for Oval Knobs

1/5" TRI-CLOVER COMPATIBLE				
Catalog No.	Description	6+	3+	Each
21B09-481	Sample Valve (Oval Knob)	\$	\$	\$
21B09-760	Seal Kit - Red (for Round Knobs)	\$	\$	\$
21B09-761	Seal Kit - Green (for Oval Knobs)	\$	\$	\$

**DISCONTINUED  
LIMITED STOCK**

PROPRIETARY SANITARY THREAD				
Catalog No.	Description	6+	3+	Each
21G09-103	Sample Valve (Black handle)	<b>DISCONTINUED</b>		\$
21G09-203	Sample Valve (Stainless handle)	\$	\$	\$
21G09-104	Fiber Washer for Sanitary Thread	\$	\$	\$

SILICONE SEAT CUP    EDPM SEAT CUP    BONNET O-RING

REPLACEMENT PARTS FOR PERLICK SAMPLING VALVES				
Catalog No.	Description	6+	3+	Each
21G09-106	Bonnet Assembly (Black handle)	\$	\$	\$
21G09-108	Bonnet Assembly (Stainless handle)	\$	\$	\$
21G09-107	Seat Cup (Silicone)	\$	\$	\$
21G09-123	Seat Cup (EDPM)	\$	\$	\$
21G09-120	Bonnet O-ring (Red)	\$	\$	\$

Brewery Fittings



# Sampling Valve Accessories

ATTACHES TO VALVE SPOUT BY PLACING LOOP OVER HOOK AND TIGHTENING THUMB SCREW



## 15-Turn Proof Coil AKA: Pig Tail

PIGTAIL HELPS PREVENT FOAMING WHEN SAMPLING

21G09-105

6+ \$\$\$  
3+ \$\$\$  
Ea. \$\$

REPLACEMENT GASKET

21G09-122

50+ \$¢ 25+ \$¢  
10+ \$¢ Ea. \$

## 5-Turn Proof Coil AKA: Pig Tail



21G09-102

6+ \$\$\$  
3+ \$\$\$  
Ea. \$\$

## 1/4" FPT Attachments



Catalog No.	Description	6+	3+	Each
21G09-133	1/4" FPT (Points down)	\$	\$	\$
21G09-132	1/4" FPT (Points up)	\$	\$	\$

## 3/8" Barbed Attachments



Catalog No.	Description	6+	3+	Each
21G09-130	3/8" Barb (Points down)	\$	\$	\$
21G09-131	3/8" Barb (Points up)	\$	\$	\$

## Capping Attachments



Catalog No.	Description	6+	3+	Each
21G09-134	Thumb screw	\$	\$	\$
21G09-135	Keyed Lock-out	\$	\$	\$

Brewery Fittings





# Brewers Cleaning Brushes

MADE OF FDA APPROVED MATERIALS • HANDLES AND BRISTLES ARE TOUGH AND DURABLE

## 8" Short Handle Brush



FDA APPROVED MATERIALS

- Designed to work in the most comfortable positions and provide the most efficient cleaning
- Nylon bristles provide excellent chemical resistance
- Plastic handles are lightweight, break resistant, highly durable and "soak proof"
- Made of FDA approved materials

14P09-115

6+ **\$\$**  
3+ **\$\$** Ea. **\$\$**

## 20" Long Handle Brush



FDA APPROVED MATERIALS



- Flare head design assures an efficient and all-around thorough cleaning and is comfortable to use
- Nylon bristles have excellent chemical resistance
- Plastic handles are lightweight, break resistant, highly durable and "soak proof"
- Made of FDA approved materials

14P09-116

6+ **\$\$**  
3+ **\$\$** Ea. **\$\$**

## Tank & Kettle Brush



Threaded block for use with handle

14U08-112

6+ **\$\$**  
3+ **\$\$** Ea. **\$\$**

## Fiberglass Sanitary Threaded Handle



5' length x 1" dia.

FOR USE WITH THE TANK & KETTLE BRUSH LISTED ABOVE

14U08-113 6+ **\$\$** 3+ **\$\$** Ea. **\$\$**

Additional price breaks available on most items. Login to your website account or contact your sales representative for pricing.

## Black Nitrile Gloves

MEDIUM-DUTY • CHEMICAL RESISTANT

- 3X more tear resistant than vinyl and latex gloves
- Powder and latex FREE
- Superior comfort and strength
- 100 universal gloves per box



20G06-144 **MED** / 20G06-145 **LG** / 20G06-146 **X-LG**

10+ **\$\$** 5+ **\$\$** Ea. **\$\$**

## HD Orange Nitrile Gloves

HEAVY-DUTY • CHEMICAL RESISTANT • TEXTURED

- 2X more tear resistant than medium duty black nitrile gloves
- Powder and latex FREE
- Superior comfort and strength
- Textured for improved grip
- 100 universal gloves per box



20G06-152 **MED** / 20G06-150 **LG** / 20G06-151 **X-LG**

10+ **\$\$** 5+ **\$\$** Ea. **\$\$**

## Brewers Nitrile Gloves Elbow Length

HEAVY-DUTY • CHEMICAL RESISTANT

20G06-140 Size: Large

24+ **\$\$** 12+ **\$\$**  
6+ **\$\$** Ea. **\$\$**

100% neoprene glove with five piece flannel liner and special textured grip.

Very durable and launderable. Acceptable for food and beverage applications.

Five piece flannel liner helps keep hands cool and comfortable in all temperatures.



Brewer's Kettle Brushes and Nitrile Gloves

# A.E.B. Stainless Steel "Ball Lock" Product Tanks

FOR OVER 20 YEARS, A.E.B. HAS BEEN A WORLD LEADER IN THE PRODUCTION OF STAINLESS STEEL PRODUCT TANKS AND KEGS, SO IT'S NO WONDER THEIR NAME IS SYNONYMOUS WITH QUALITY AND DEPENDABILITY

Catalog No.	Description	50+	25+	10+	5+	Each
15C07-224	5 Gallon Rubber Top	\$	\$	\$	\$	\$
15C07-124	5 Gallon Strap Handle	\$	\$	\$	\$	\$
15C07-121	3 Gallon Strap Handle	\$	\$	\$	\$	\$
15C07-119	2.5 Gallon Strap Handle	\$	\$	\$	\$	\$



5 GAL RUBBER TOP



5 GAL STRAP HANDLE



3 GAL STRAP HANDLE



2.5 GAL STRAP HANDLE



**MORE OPTIONS AVAILABLE ON PAGE 12**

- Manufactured of 304 grade stainless steel
- Sanitary robotic welded seams are uniform and provide a leak free seal that is free from any deposit of debris
- Each tank is passivated, washed and sanitized
- Each tank is etched with A.E.B. logo, mfg. date, Made in Italy, serial number, part number, NSF logo and is stamped with all compliant warnings



Home Brew Product Tanks, Tank Insulated Jacket and Disconnects



ICE BLANKET

## 5 Gallon Product Tank Insulator AND ICE BLANKET FOR INCREASING COLD TIME

NEOPRENE INSULATING COVER WITH INSIDE POCKET FOR ICE BLANKET USED TOGETHER, WILL KEEP PRODUCT COLD FOR UP TO 24 HOURS



**AMERICAN MADE**

USING ONLY THE HIGHEST QUALITY MATERIALS AND WORKMANSHIP TO INSURE QUALITY AND DURABILITY

Catalog No.	Description	5+	Each
15C07-160	Neoprene Insulation Jacket	\$	\$
15C07-170	Ice Blanket	\$	\$

Additional price breaks available on most items. Login to your website account or contact your sales representative for pricing.

## CMBecker Plastic Disconnects

INTERNATIONAL, LLC



More options available on pages 17-19



1



BALL LOCK



2



BALL LOCK



3



PIN LOCK



4



PIN LOCK

Ref.#	Catalog No.	Gas or Liquid	Connection Type	100+	50+	Each
1	07C07-115	Gas	1/4" MFL	\$	\$	\$
1	07C07-116	Liquid	1/4" MFL	\$	\$	\$
2	07C07-138	Gas	1/4" Barb	\$	\$	\$
2	07C07-139	Liquid	1/4" Barb	\$	\$	\$

Ref.#	Catalog No.	Gas or Liquid	Connection Type	100+	50+	Each
3	07C07-144	Gas	1/4" MFL	\$	\$	\$
3	07C07-145	Liquid	1/4" MFL	\$	\$	\$
4	07C07-142	Gas	1/4" Barb	\$	\$	\$
4	07C07-143	Liquid	1/4" Barb	\$	\$	\$



## Faucet Coupler & Adapter

ADAPTS A STANDARD FAUCET TO A 1/4" MFL DISCONNECT



Ref. #	Catalog No.	Description	25+	10+	Each
1	12B03-181	Faucet Coupler (Chrome)	\$	\$	\$
Ref. #	Catalog No.	Description	50+	25+	Each
2	17C13-100	Faucet Adapter	\$	\$	\$

## Ball Lock Hand Pump



- 8" KROME stainless pump with a built-in check valve
- 2' BEVLEX® tubing
- CM BECKER® gas disconnect

**MADE WITH NAME BRAND QUALITY COMPONENTS**

Catalog No.	Description	10+	5+	Each
18D03-210	Ball Lock Hand Pump	\$	\$	\$

## 4' Disconnect Faucet




Attaches directly to any 1/4" MFL disconnect

**MADE WITH NAME BRAND QUALITY COMPONENTS**

Ref. #	Catalog No.	Description	25+	10+	Each
1	17D03-102	4' Disconnect Faucet	\$	\$	\$
Ref. #	Catalog No.	Description	100+	25+	Each
2	18A03-102	Barbed Faucet only	\$	\$	\$

## Sample Faucets



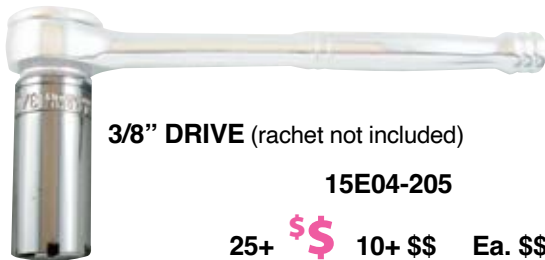
**MADE WITH NAME BRAND QUALITY COMPONENTS**

Catalog No.	Description	25+	10+	Each
17D03-106	Ball Lock	\$	\$	\$
17D03-107	Pin Lock	\$	\$	\$

Additional price breaks available on most items. Login to your website account or contact your sales representative for pricing.

## "Pin Lock" Socket

SPECIALLY DESIGNED SOCKET IS NOTCHED TO FIT PIN-LOCK PLUGS • QUICK & EASY REMOVAL



3/8" DRIVE (ratchet not included)

15E04-205

25+ **\$\$** 10+ **\$\$** Ea. **\$\$**

## Bleeder Valve

FOR USE WITH 1/4" MFL DISCONNECTS  
Allows excess pressure to be bled off before disconnecting



1/4" FFL swivel to 1/4" MFL valve

17D03-103

6+ **\$\$** 3+ **\$\$** Ea. **\$\$**

## Filtration Products for Beer

Reinforced, clear polypropylene housing allows home brewer to observe the filtration process. Housing is designed for the 10" length cartridges.



6' length jumper 1/4" FFL x 3/8" MPT

**CAUTION: All filters and cartridges should be sanitized after use just like other beer making apparatus to prevent bacterial buildup.**

Ref. #	Catalog No.	Description	12+	6+	3+	Each
1	09C02-101	Filter Housing (3/8" FPT-Ports)	\$	\$	\$	\$
2	09D03-104	Jumper Hose 3/8" MPT x 1/4" FFL	\$	\$	\$	\$
3	09I01-112	Cartridge, Pleated Sediment (1 Mic)	\$	\$	\$	\$
-	09C02-102	Replacement O-ring for 09C02-101	\$	\$	\$	\$
Ref. #	Catalog No.	Description	20+	10+	5+	Each
4	09I01-111	Cartridge, Sediment (5-micron)	\$	\$	\$	\$

## Refrigerator Conversion Kits



**Works with  
American Sanke Kegs**



**KIT INCLUDES:**

5 lb. CO<sub>2</sub> Cylinder (optional) • Keg Coupler • Primary CO<sub>2</sub> Regulator  
Faucet / Shank Assembly • Faucet Brush • Adjustable Clamps • Washers  
Drip Tray • Gas Tubing • Beer Tubing with Fittings • Spanner Wrench

Catalog No.	Description	CO <sub>2</sub> Tank	6+	3+	Each
17D03-116	1-Faucet Set-up (for dispensing from one tank)	Not included	\$	\$	\$
17D03-161	1-Faucet Set-up (for dispensing from one tank)	Included	\$	\$	\$
*17D03-175	Add-a Faucet American Sanke kit	-	\$	\$	\$

\* Add-a-Faucet kit includes everything you need to upgrade the above kits to be able to dispense from two kegs independently. Faucet/shank assy, additional coupler and hoses, air distributor, adjustable clamps, etc.

**OLD REFRIGERATOR  
EQUALS  
NEW KEGERATOR**

Additional price breaks available on most items. Login to your website account or contact your sales representative for pricing.

**WITHOUT  
PRODUCT TANK**



## Home Brew Kegging Kits FOR BALL-LOCK PRODUCT TANKS

**KIT INCLUDES:**

CO<sub>2</sub> Cylinder 5 lb.  
Primary CO<sub>2</sub> Regulator  
Gas and Liquid Lines  
Ball-Lock Disconnects

Pin-Lock Kits Available  
Call for Pricing

**WITH  
PRODUCT TANK**



Catalog No.	CO <sub>2</sub> - Filled/Empty	6+	3+	Each
17D03-167	Empty	\$	\$	\$

Catalog No.	CO <sub>2</sub> - Filled/Empty	6+	3+	Each
17D03-168	Empty	\$	\$	\$

Refrigerator Conversion Kits and Home Brew Kegging Kits





## Hydrometers for Beer & Wine

CALIBRATED FOR READING AT THE BOTTOM MENISCUS AND STANDARDIZED AT 20° CELSIUS WITH TEMPERATURE CORRECTION SCALE.

*BEST FOR PROFESSIONAL BREWERS*

**THREE RANGES AVAILABLE**



**CONTAINS NO MERCURY** • THERMOMETER RANGE 0° TO 50° CELCIUS FOR ALL HYDROMETERS • 14" LENGTH



*BEST FOR HOME BREWERS*



**TRIPLE SCALE 60°F • 10" LENGTH (NO THERMOMETER)**

**CONTAINS NO MERCURY** • SPECIFIC GRAVITY • BALLING (BRIX) • POTENTIAL ALCOHOL BY VOLUME



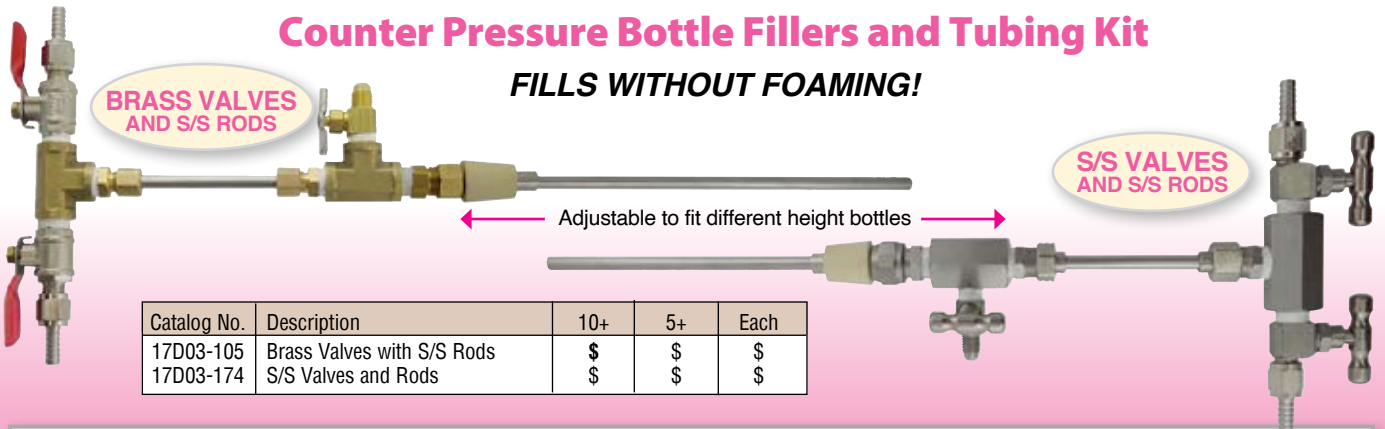
Catalog No.	Balling Range (Plato)	10+	5+	Each
20C04-101	0 to 8-1/2	\$	\$	\$
20C04-102	7-1/2 to 16	\$	\$	\$

Catalog No.	Balling Range (Plato)	10+	5+	Each
20C04-103	15-1/2 to 24	\$	\$	\$
20C04-104	Triple Scale (shown)	\$	\$	\$

Additional price breaks available on most items. Login to your website account or contact your sales representative for pricing.

## Counter Pressure Bottle Fillers and Tubing Kit

**FILLS WITHOUT FOAMING!**



**BRASS VALVES AND S/S RODS**

**S/S VALVES AND S/S RODS**

Catalog No.	Description	10+	5+	Each
17D03-105	Brass Valves with S/S Rods	\$	\$	\$
17D03-174	S/S Valves and Rods	\$	\$	\$

### Tubing Kit

**CONNECTS BOTTLE FILLER TO PRODUCT TANK & CO<sub>2</sub> VALVE**



Attaches to 1/4" MFL disconnects and 1/4" barbed shutoffs on bottle filler

**17D03-101**

**10+ \$\$ 5+ \$\$ Ea. \$\$**

## Brewer's Heat Pad

**PROVIDES IDEAL TEMPERATURE YEAR-ROUND**

Supplies constant, steady convection heat without creating hot spots. Place on hard flat surface.

- 25W / 110V
- 11" square
- 6' length powercord

**17D04-101**

**100+ \$\$**

**50+ \$\$ 25+ \$\$**

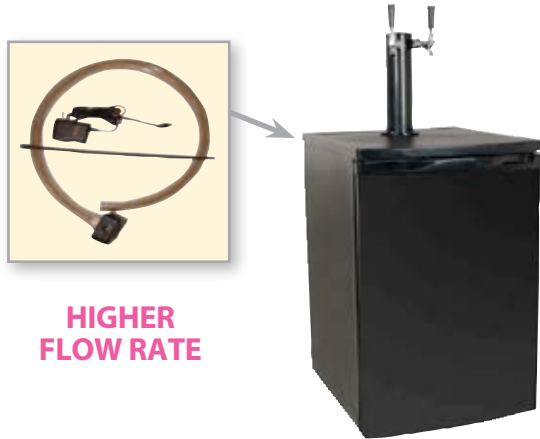
**10+ \$\$ Ea. \$\$**



**WARNING**  
CANCER AND REPRODUCTIVE HARM-  
WWW.P65WARNINGS.CA.GOV

Kansas City 800-821-2254





**HIGHER FLOW RATE**

## Beer Tower Cooler Kit

HELPS ELIMINATE INITIAL USE WARM BEER & FOAM

*Once installed, the Beer Tower Cooler Kit will keep your beer shanks and faucets ice cold to insure a cold first pour. Also helps reduce faucet mold and bacterial growth.*

**INCLUDES:** Blower & fan motor, 3/4" I.D. tubing, AC power supply, cable tie


**17D02-105**

12+ **\$**\$ 6+ \$\$ 3+ \$\$ Ea. \$\$

## Keg Coupler Conversion Plugs

EASILY SWITCH BETWEEN PRODUCT TANKS AND KEGS

*Attach a pair of ball-lock disconnects to your existing beer lines and install these plugs onto your keg coupler. You are now ready to switch from products tanks to kegs.*




**GAS PLUG**

**15G04-110**

**LIQUID PLUG**

**15G04-111**

50+ **\$**\$ 25+ \$\$ 10+ \$\$ Ea. \$\$



## "The Adapter" CO-2-GO

ALLOWS USER TO ATTACH A CO2 REGULATOR TO A CO2 PAINTBALL CYLINDER

**17A04-100**

25+ **\$**\$ 10+ \$\$ 5+ \$\$ EA. \$\$




## High Quality Stir Bars

CYLINDRICAL MAGNETS ENCAPSULATED IN PTFE FLUOROPLASTIC



*These are "cylindrical magnetic stirring bars" and they are the most commonly used for a wide variety of applications. These bars offer excellent centering and smooth operation.*



Catalog No.	Length	Diameter	50+	25+	10+	Each
17D02-101	25 mm	7 mm	\$	\$	\$	\$
17D02-107	40 mm	8 mm	\$	\$	\$	\$
17D02-108	50 mm	8 mm	\$	\$	\$	\$

Refrigerator Conversion Kits and Home Brew Kegging Kits



## Five-Star® Home Brewing Chemicals

### P.B.W. Brewery Wash

**FIVE STAR**

Buffered alkaline cleaner that replaces caustic soda cleaners.



Catalog No.	Size	24+	12+	6+	Each
20G06-110	P.B.W. 1 lb.	\$	\$	\$	\$

### 5<sup>2</sup> pH Stabilizer

**FIVE STAR**

Optimizes the enzymatic activity of your malt and helps clarify wort.



Catalog No.	Size	12+	6+	Each
20G06-118	5 <sup>2</sup> pH Stabilizer 4 oz.	<b>DISCONTINUED</b>		\$
Catalog No.	Size	12+	6+	Each
20G06-119	5 <sup>2</sup> pH Stabilizer 1 lb.	-	-	\$

### Star San Acid Sanitizer

**FIVE STAR**

A synergistic acid blend provides a unique killing system that is unaffected by excessive organic soils.



Catalog No.	Size	100+	50+	25+	Each
20G06-126	Star San 4 oz.	<b>DISCONTINUED</b>			\$

### 10-Star Iodophor

**FIVE STAR**

For sanitizing beverage containers and equipment. Effective against ecoli, mold and yeast.



Catalog No.	Size	20+	10+	5+	Each
20G06-124	10-Star 32 oz.	\$	\$	\$	\$

## Home Dispensing Conversion Kit

DESIGNED TO HELP ELIMINATE BACTERIA BETWEEN CLEANINGS

Kit includes everything you need to convert your PVC tubing system to a PVC-FREE and antimicrobially clean system.

KIT INCLUDES: 7' Ultra Barrier Silver (product line) and 5' Ultra Barrier (gas line)

**DISCONTINUED** \$



08F01-120

Additional price breaks available on most items. Login to your website account or contact your sales representative for pricing.

## Cleaning Kit

FOR HOME BREWERS

QUICK AND EASY TO USE

KIT INCLUDES:

- Pump/bottle assembly,
- Superflush Cleaner 1 qt.,
- Faucet brush,
- Faucet wrench




Catalog No.	Description	12+	Each
20D03-189	Cleaning Kit (complete)	\$	\$
20G09-209	Superflush, 1 quart (only)	\$	\$
20A03-140	Pump/Bottle assy. (only)	\$	\$

## Counter Pressure Keg Filler

DESIGNED FOR USE WITH AMERICAN SANKE KEGS

NEW DESIGN



AUTO VENTING / FLOW CONTROL SHUTOFF DEVICE INCLUDED WITH FILLER PURCHASE OR SOLD SEPARATELY

Catalog No.	Description	6+	3+	Each
17D03-108	C.P. Keg Filler (complete)	\$	\$	\$
07D03-104	Auto Vent Device only	\$	\$	\$

Home Brewing Chemicals, Cleaning Kit and Keg Filler



<b>A</b>	ABC Permanent O-Ring . . . . .	9, 67, 231	Carbonators (Replacement Parts) . . . . .	48-49	Contact Cleaner . . . . .	135
	Access Valves (Refrigeration) . . . . .	112	Carbonators (Shelving) . . . . .	51	Conversion Kits (ABC O-Ring) . . . . .	9
	Adapt-A-Valve (3-Way) . . . . .	76, 91	Carry Handles (CO <sub>2</sub> Cylinders) . . . . .	3	Conversion Kits (Steel Cylinders) . . . . .	6
	Adapter (56c Frame Motor) . . . . .	54	Carry Handles (Steel Cylinders) . . . . .	7	Conversion Kits (Home Brew) . . . . .	266
	Adapter (Co-2-Go) . . . . .	268	Cartridges (CO <sub>2</sub> , Argon, Nitrogen) . . . . .	238	Conversion Kits (Refrigerator) . . . . .	266
	Adapter Ring (Cylinder Carry Handle) . . . . .	7	Cartridges (for Filter Systems) . . . . .	70-74, 265	Conversion Plugs (Keg Coupler/Disc) . . . . .	268
	Adapters (Faucet Cleaning) . . . . .	125	Cask Equipment . . . . .	249-249	Conversion Plugs (Product Tank) . . . . .	16
	Adapters (Faucet to Disconnect) . . . . .	265	Caution Labels (CO <sub>2</sub> & Blended Gas) . . . . .	9	Coolant (Propylene Glycol 100%) . . . . .	144, 146
	Adapters (for Picnic Pumps) . . . . .	239	Ceramic Faucet Handles . . . . .	196	Cooling Blocks . . . . .	183
	Adapters (for Product Tank Plugs) . . . . .	16	Changeover Valves (Auto Cylinder) . . . . .	4, 5, 232	Cooling Kit (Beer tower) . . . . .	268
	Adapters (Regulator to Paintball Cyl) . . . . .	268	Changeover Valves (Low Pressure CO <sub>2</sub> ) . . . . .	6, 233	Copper Tubing . . . . .	77, 112
	Adjustable Wrenches . . . . .	119	Changeover Valves (Manual CO <sub>2</sub> /N <sub>2</sub> ) . . . . .	6, 233	Cornykeg Conversion Plugs . . . . .	16
	Agitator Pumps & Motors . . . . .	46, 109, 147	Changeover Valves (Manual CO <sub>2</sub> /N <sub>2</sub> ) . . . . .	6, 233	Cornykeg (Replacement Parts) . . . . .	13-15
	Air Blowers & Brackets . . . . .	157	Charging Manifold (Refrigeration) . . . . .	111	Cornykeg Insulation Jacket . . . . .	20, 264
	Air Distributor Fittings (Beer & Soda) . . . . .	67, 231	Charging Scale (Refrigeration) . . . . .	111	Cornykegs (Product Tanks) . . . . .	12
	Air Distributors (Beer) . . . . .	234-235	Check Valves (Liquids or Gases) . . . . .	17, 55	Counter Pressure Bottle Fillers . . . . .	267
	Air Distributors (Soda) . . . . .	68-69	Chemicals (Brewers) . . . . .	126-134	Counter Pressure Sanke Keg Filler . . . . .	269
	Air Ducting . . . . .	158	Chemicals (General Cleaning) . . . . .	135	Couplers (American Sanke Keg) . . . . .	198-199
	Alarm (CO <sub>2</sub> Warning) . . . . .	3	Chemicals (Home Brew) . . . . .	269	Couplers (Import Keg) . . . . .	199-201
	Allen Wrenches (S.A.E. & Metric) . . . . .	119	Chemicals (Line Cleaning) . . . . .	126-135	Couplers (Keykeg Type Keg) . . . . .	201
	Alligator Pliers . . . . .	118	Chillers (Flash) . . . . .	50, 153	Couplers (Repair Parts for Kegs) . . . . .	202-205
	Appliance Hand Trucks . . . . .	114-115	Chillers (Glycol) . . . . .	144-145, 148-149	Couplers (Keg Test) . . . . .	121
	Automatic CO <sub>2</sub> /N <sub>2</sub> Cylinder Changeover . . . . .	4, 5, 232	Chillers (Replacement Parts) . . . . .	146-147, 150-151	Couplers (Wine Keg) . . . . .	141, 199
<b>B</b>			Chlorine Test Papers . . . . .	134	Coupling Rings (for Shanks) . . . . .	166, 185
	Back Bar Coolers . . . . .	154	Circuit Tester . . . . .	113	Creamer Faucets . . . . .	190
	Backflow Preventers . . . . .	48-49, 59	Citrus Cleaner . . . . .	135	Cuno/3M Water Filtration . . . . .	72
	Bag-N-Box (Connectors/Adapters) . . . . .	28	Clamp Kits . . . . .	84, 214	Curb Ramps . . . . .	117
	Bag-N-Box (Pumps) . . . . .	22-25	Clamp Pincers & Clamp Cutter . . . . .	216	Cutters (Tubing and Hose) . . . . .	82, 85, 215
	Bag-N-Box (Racks) . . . . .	21	Clamp-On Tower Drain . . . . .	166	Cylinder Accessories . . . . .	9
	Bag-N-Box (Tubing) . . . . .	28	Clamps (Adjustable Worm-Gear) . . . . .	84, 214	Cylinder Brackets . . . . .	8
	Ball Valves (All Types) . . . . .	87, 206	Clamps (for Tubing-All Types) . . . . .	83-84	Cylinder Cap . . . . .	3
	Barguns & Accessories (Wunderbar) . . . . .	31-34	Clamps (Procon Pump) . . . . .	54	Cylinder Hand Trucks . . . . .	116
	Beer Engines . . . . .	249	Cleaning Cans . . . . .	124	Cylinder Handles . . . . .	3, 7
	Beer Kegs (1/6 Barrel) . . . . .	245	Cleaning Caps . . . . .	125	Cylinder Hanger (for 5 Lb Tank) . . . . .	242
	Beer Manifolds . . . . .	207	Cleaning Cards (Vending) . . . . .	113	Cylinder Labels . . . . .	9
	Beer Pumps (Flojet & Shurflo) . . . . .	160	Cleaning Kit (Home Brew) . . . . .	269	Cylinder Locks (Vending Machine) . . . . .	113
	Beer Switch . . . . .	206	Clean-In-Place Adapters (Line Cleaning) . . . . .	124	Cylinder Storage Racks (for 20 Lb. Cyl.) . . . . .	4
	Beer Thread Fittings . . . . .	206-207	CO <sub>2</sub> Adapter (Reg to Paintball Cyl) . . . . .	268	Cylinder Tank Boot . . . . .	7
	Beer Wrenches . . . . .	121	CO <sub>2</sub> Alarms . . . . .	3	Cylinder Tank Connector Hoses . . . . .	6
	Beverage-Air Dispensers/Towers . . . . .	154-155	CO <sub>2</sub> Blenders . . . . .	161	Cylinder Valves (CO <sub>2</sub> & Nitrogen) . . . . .	10
	Big Mac Carbonators . . . . .	48	CO <sub>2</sub> Changeover Valves (Auto) . . . . .	4, 5, 232	Cylinder Valves (Replacement Parts) . . . . .	11
	Bleeder Valve . . . . .	265	CO <sub>2</sub> Changeover Valves (Manual) . . . . .	6, 233	Cylinders (Aluminum-CO <sub>2</sub> & Nitrogen) . . . . .	2
	Blenders (Nitrogen/CO <sub>2</sub> Gas) . . . . .	161	CO <sub>2</sub> Cylinder Accessories . . . . .	3-10		
	Blowers & Brackets . . . . .	157	CO <sub>2</sub> Cylinder Brackets . . . . .	8	<b>D</b>	
	Blowout Hose . . . . .	6, 111, 233	CO <sub>2</sub> Cylinder Storage Rack . . . . .	4	Deep Well Coolers . . . . .	154
	Bonnet Anglers . . . . .	197	CO <sub>2</sub> Cylinders . . . . .	2	Degreasers . . . . .	135
	Bottle Fillers (Homebrew) . . . . .	267	CO <sub>2</sub> Detector . . . . .	3	Demineralizer . . . . .	129
	Bottled Water Dispenser . . . . .	74	CO <sub>2</sub> Fittings . . . . .	7, 67, 99, 231	Depressurizer (Pin-Lock) . . . . .	16
	Brackets (Cylinder Mounting) . . . . .	8	CO <sub>2</sub> In-Line Leak Indicators . . . . .	160	Diagonal Cutters (Wire) . . . . .	119
	Brackets (Glycol Chiller Mounting) . . . . .	152	CO <sub>2</sub> Picnic Pump . . . . .	238	Direct Draw Dispensers . . . . .	154
	Brackets (Syrup Pump Mounting) . . . . .	22, 24, 27	CO <sub>2</sub> Purification Filter . . . . .	8	Disconnect (Replacement Parts) . . . . .	19
	Brass Fittings (All Types) . . . . .	87-92	CO <sub>2</sub> Quick Coupler (for Gas Lines) . . . . .	67, 231	Disconnects (Pin-Lock & Ball-Lock) . . . . .	17-19
	Breathers (Cask) . . . . .	249	CO <sub>2</sub> Quick Fill Connector . . . . .	9	Dispensers (Coil & Cold Plate for Beer) . . . . .	240-241
	Brewers (Chemicals) . . . . .	126-135	CO <sub>2</sub> Regulators (Beer) . . . . .	217-222	Dispensers (Post-Mix Ice/Drink) . . . . .	43-44
	Brewers (Gloves) . . . . .	136, 263	CO <sub>2</sub> Regulators (Soda) . . . . .	60-65	Dispensing Valves (Post-Mix) . . . . .	31-41
	Brewers (Heat Pad) . . . . .	267	CO <sub>2</sub> Tags (Full/In Use/Empty) . . . . .	9	Dispensing Valves (Pre-Mix) . . . . .	58-59
	Brewers (Kettle Brushes) . . . . .	263	CO <sub>2</sub> Tank Labels . . . . .	9	Disposable Gloves (Nitrile) . . . . .	136, 263
	Brewers (Thermo-Hydrometers) . . . . .	267	CO <sub>2</sub> Tank Labels . . . . .	9	Dmfit (Push-In Fittings) . . . . .	100-101
	Brewers (Tri-Clover Comp. Fittings) . . . . .	252-261	CO <sub>2</sub> Valve Connectors . . . . .	67, 231	Dollies (for 1/6, 1/4 & 1/2 Barrel Kegs) . . . . .	246-247
	Brewers Hoses (Tri-Clover Comp.) . . . . .	251	CO <sub>2</sub> Valves . . . . .	10	Dollies (Hand Truck-All Types) . . . . .	114-117
	Brix Cups . . . . .	42	CO <sub>2</sub> Washers . . . . .	7, 9, 67, 231	Domes (Columns) . . . . .	166
	Brix Pumps (Shurflo) . . . . .	23	CO <sub>2</sub> Wrenches . . . . .	7	Draft Beer Foam Preventers . . . . .	159
	Bronco Pump (Keg Pump) . . . . .	236	Cobra Pliers . . . . .	118	Draftec Line Cleaners . . . . .	126
	Brushes (Direct Draw) . . . . .	136	Cocktail Agitation/Dispensing Kits . . . . .	142	Drain Tubes (Threaded) . . . . .	183
	Brushes (Faucet) . . . . .	136	Coffee Dispensing Equipment . . . . .	137-142	Drain Tubing . . . . .	81, 211
	Brushes (Glass Washer) . . . . .	122	Coffee Pot Cleaners . . . . .	129	Drains (Clamp-On-tower) . . . . .	166
	Brushes (Keg Coupler) . . . . .	136	Coil Dispensers (Beer) . . . . .	240-241	Drains (Condensate) . . . . .	111
	Brushes (Kettle/Tank) . . . . .	263	Coil/Fin/Evaporator/Cond Cleaner . . . . .	111	Drains (Glass Rinser) . . . . .	174, 177-182
	Bundle Tubing (Cutter) . . . . .	82	Coils (Stainless Steel) . . . . .	243	Drains (Jockey Box) . . . . .	242
	Bundle Tubing (Soda) . . . . .	82	Cold Controls . . . . .	110	Drains (Towers & Columns) . . . . .	174, 177-183
<b>C</b>			Cold Plate Dispensers (Beer) . . . . .	240-241	Drill Bits (Cobalt-for Stainless Steel) . . . . .	120
	Cable Ties (Self-Locking) . . . . .	86, 158	Cold Plates & Accessories . . . . .	57, 243	Drip Trays . . . . .	174, 177-183
	Capacitor (Compressor) . . . . .	111	Cold Plates (Flash Chilling) . . . . .	153	Dryers (HVAC) . . . . .	112
	Caps (Sanitary-for Beer Faucets) . . . . .	195	Colder Products (Quick Couplings) . . . . .	106-107	Duplex Couplings (Beer) . . . . .	206
	Caps (Sanitary-for Product Tanks) . . . . .	20	Column Expansion Kits . . . . .	167		
	Carbonating/Nitro Tanks (Motorless) . . . . .	47, 142	Column Replacement Parts . . . . .	166-167	<b>E</b>	
	Carbonation Lid . . . . .	47	Column Shanks . . . . .	167	EJ Beverage (Tubing) . . . . .	212
	Carbonation Stones . . . . .	47	Column Standards (Beer) . . . . .	163-165	Electrical Accessories . . . . .	49, 51
	Carbonation Testers (Beer) . . . . .	121	Column Standards (Coffee) . . . . .	137-138	Electrical Tape . . . . .	49
	Carbonation Testers (Soda) . . . . .	27	Column Standards (Wine) . . . . .	137-138	Eliminator (Auto Changeover Valve) . . . . .	4, 232
	Carbonators . . . . .	48-49	Combination Lock . . . . .	113	Everpure Filtration (Water) . . . . .	70-71
	Carbonators (Motors) . . . . .	48, 51, 146	Compressors (Embraco & Aspera) . . . . .	108	Expansion Kits (for Columns) . . . . .	167
	Carbonators (Recirculating) . . . . .	50	Concession Equipment Cleaner . . . . .	135		
			Condensate Drain . . . . .	111	<b>F</b>	
			Condensate Pump . . . . .	111	Fan Blades . . . . .	109
			Condenser Fan Motors . . . . .	109, 147	Fan Motors . . . . .	109, 147



- Fasteners (T-Clip) . . . . . 86  
 Faucet (Brushes) . . . . . 136  
 Faucet (Caps & Plugs) . . . . . 195  
 Faucet (Handless & Knobs) . . . . . 196-197  
 Faucet (Locks) . . . . . 195  
 Faucet (Plug-Caps Off Shank) . . . . . 184  
 Faucet (Replacement Parts) . . . . . 192-194  
 Faucet (Wrenches) . . . . . 121  
 Faucets (Beer-All Types) . . . . . 186-191  
 Faucets (Brewers-Sampling) . . . . . 261  
 Faucets (Cornykeg Sample) . . . . . 265  
 Faucets (Disconnect 4' Length) . . . . . 265  
 Faucets (Forward Sealing) . . . . . 187-188, 190-191  
 Faucets (Perlick) . . . . . 187-188, 190-191  
 Faucets (Plastic) . . . . . 77, 190  
 Faucets (Sample) . . . . . 261, 265  
 Faucets (Stout) . . . . . 189  
 Faucets (Water, Tea, Coffee) . . . . . 77  
 Faucets (Wine) . . . . . 139  
 Ferrules & Grommets (for Coils) . . . . . 243  
 Filter Cartridges (All Types) . . . . . 70-74, 265  
 Filter Dryers (HVAC) . . . . . 112  
 Filter Housings . . . . . 71, 265  
 Filters (Home Brew) . . . . . 265  
 Filters (In-Line) . . . . . 74  
 Filtration Systems (CO<sub>2</sub>) . . . . . 8  
 Filtration Systems (Home Brew) . . . . . 265  
 Filtration Systems (Water) . . . . . 70-74  
 Fin Comb Set . . . . . 111  
 Fittings (Beer Thread) . . . . . 206-207  
 Fittings (Brass-All Types) . . . . . 87-92  
 Fittings (Compression Adapters) . . . . . 77, 91  
 Fittings (Lead-Free Brass) . . . . . 92  
 Fittings (Pex) . . . . . 104-105  
 Fittings (Plastic-All Types) . . . . . 100-107  
 Fittings (Push-In Tube) . . . . . 100-102  
 Fittings (Quick Couplings) . . . . . 106-107  
 Fittings (Shut-Off Valves-All Types) . . . . . 67, 87, 206, 231  
 Fittings (Stainless Steel Service Kit) . . . . . 99  
 Fittings (Stainless Steel-All Types) . . . . . 93-99  
 Fittings (Swivel Nut/Stem Set) . . . . . 93  
 Fittings (Syrup Pump-Flojet & Shurflo) . . . . . 23, 26  
 Fittings (Tail Pieces & Splicers) . . . . . 208  
 Fittings (Tri-Clover Compatible) . . . . . 252-261  
 Fittings (Wine & Coffee) . . . . . 93-99, 140  
 Five Star Chemicals . . . . . 130-131  
 Flange (Locking for Shanks) . . . . . 184  
 Flanges (Shank) . . . . . 185  
 Flare Washers . . . . . 93  
 Flaring Tool . . . . . 119  
 Flash Chillers . . . . . 50, 153  
 Flavor Rescue Kit . . . . . 135  
 Flow Control (Faucets) . . . . . 187-188, 190-191  
 Flow Control (In-Line) . . . . . 160  
 Flow Restrictors (for Shanks) . . . . . 185  
 Flow Reversal Valve (Flojet) . . . . . 160  
 Flushers (Cleaning) . . . . . 125  
 Flypunch! (Aunt Fannie's) . . . . . 250  
 Foam Preventers (Beer) . . . . . 159  
 Foam Tube & Sheet Insulation . . . . . 86, 158, 209  
 Fob Panels . . . . . 224-226, 228-230  
 Fobs (All Brands) . . . . . 159  
 Folding Hand Truck . . . . . 117  
 Frostbuster Regulators . . . . . 230  
 Fruit Fly Bar Pro Strips . . . . . 29, 250
- G**  
 Gas Blenders . . . . . 160  
 Gas Tubing (Outdoor) . . . . . 81  
 Gauge Boot (Rubber) . . . . . 66  
 Gauge Protectors (All Types) . . . . . 66, 222  
 Gauges (Dry And Liquid Filled) . . . . . 66  
 Generators (Nitrogen) . . . . . 162  
 Glass Fillers (Water) . . . . . 77  
 Glass Rinsers & Glass Rinser Drains . . . . . 174, 177-182  
 Glass Washers . . . . . 122  
 Glass Washing Detergents/Sanitizers . . . . . 122  
 Gloves (Nitrile) . . . . . 136, 263  
 Glycol (100% Propylene) . . . . . 144, 146  
 Glycol Chillers . . . . . 144-145, 148-149  
 Glycol Jumpers . . . . . 146  
 Glycol Trunklines . . . . . 156  
 Grommets and Ferrules (for Coils) . . . . . 243  
 Growler Cleaning Tablets . . . . . 129  
 Growler Columns & Stations . . . . . 165
- Growler Filling Tubes . . . . . 195
- H**  
 Hand Pulls (Beer Engines) . . . . . 248  
 Hand tools (All Types) . . . . . 118-120  
 Hand Truck Wheels . . . . . 114, 117  
 Hand Trucks (All Types) . . . . . 114-117  
 Handle Extensions (Faucet) . . . . . 197  
 Handle Inserts . . . . . 196  
 Handles (Beer Faucet-All Types) . . . . . 196-197  
 Heat Gun (Professional) . . . . . 113, 120  
 Heat Pad (Brewers) . . . . . 267  
 Heat Transfer Fluid (Propylene Glycol) . . . . . 144, 146  
 High Alkaline Line Cleaner . . . . . 133  
 High Pressure CO<sub>2</sub> Hoses . . . . . 6, 233  
 High Temperature Tubings . . . . . 81, 213  
 Hole Saws and Arbors . . . . . 120  
 Home Brew Products . . . . . 264-269  
 Hop Filter (Cask Taps) . . . . . 249  
 Hose & Tubing Cutters . . . . . 82, 85, 215  
 Hose & Tubing (All Types) . . . . . 78-82, 210-213  
 Hose (Brewery Suction/Delivery) . . . . . 251  
 Hydrometers (Beer & Wine) . . . . . 267
- I**  
 Ibis Soda/Water Fountain Faucets . . . . . 45  
 Ice Bank Controls . . . . . 110  
 Ice Blanket (Product Tank) . . . . . 20, 264  
 Ice Chests (With Sealed In Cold Plate) . . . . . 56  
 Ice Machine Cleaner . . . . . 111  
 Ice/Drink Post-Mix Dispensers . . . . . 43-44  
 Iceless Pour Thermal Insulation Jacket . . . . . 244  
 Infuser (Nitrogen) . . . . . 161  
 Insecticides (Industrial) . . . . . 29, 135, 250  
 Inserts (Faucet Handle) . . . . . 196  
 Insulation (Foam Tube & Sheet) . . . . . 86, 158, 209  
 Insulation (Styrofoam-for Procon Pumps) . . . . . 54  
 Insulation Jacket (Kegs) . . . . . 244-245  
 Insulation Jacket (Product Tanks) . . . . . 20, 264  
 Intertap Faucets . . . . . 188  
 Iodine Test Papers . . . . . 134
- J**  
 Jockey Boxes (Beer) . . . . . 240-241  
 John Guest Fittings . . . . . 102  
 Juice Pumps (Flojet & Shurflo) . . . . . 22-25  
 Juice Valve (Flomatic) . . . . . 36  
 Jumper (Faucet Cleaning) . . . . . 125  
 Jumpers (Beer Dispensers) . . . . . 242  
 Jumpers (EJ Beverage) . . . . . 226  
 Jumpers (Glycol Chiller) . . . . . 146  
 Jumpers (Product Tank) . . . . . 11
- K**  
 Keg Bumper . . . . . 245  
 Keg Coupler Cleaning Brushes . . . . . 136  
 Keg Coupler Conversion Plugs . . . . . 268  
 Keg Couplers (All Types) . . . . . 198-201  
 Keg Couplers (Replacement Parts) . . . . . 202-205  
 Keg Couplers (Wine) . . . . . 141, 199  
 Keg Dollies (1/6, 1/4 & 1/2 Barrel) . . . . . 246-247  
 Keg Filler (Counter Pressure) . . . . . 269  
 Keg Filling/Washing Head . . . . . 121  
 Keg Hand Truck . . . . . 115  
 Keg Jacket (1/2 Barrel) . . . . . 245  
 Keg Jacket (Iceless Pour 1/6 & 1/2 Barrel) . . . . . 244  
 Keg Pressure Tester . . . . . 121  
 Keg Racks (Multiple Sizes Available) . . . . . 245  
 Keg Spacers, Stackers & Dollies . . . . . 246-247  
 Kegerators . . . . . 154  
 Kegging Kits (Home Brew) . . . . . 266  
 Kegs (American Sanke 1/6 Barrel) . . . . . 245  
 Kettle Brushes . . . . . 263  
 Keystones (Cask) . . . . . 249  
 Kleen Plug . . . . . 195  
 Knobs (for Beer Faucets) . . . . . 196-197  
 K-Way Replacement Parts . . . . . 46
- L**  
 Labels (CO<sub>2</sub> Tank) . . . . . 9  
 Leak Detector (Iridescent Liquid) . . . . . 111, 135  
 Leak Indicators (In-Line) . . . . . 160  
 Line Cleaning Chemicals . . . . . 126-135  
 Line Cleaning Equipment . . . . . 123-125  
 Line Cord (3 Wire 16 & 14 Gauge) . . . . . 49  
 Liquid Level Control Board . . . . . 46  
 Liquor Dispensing Equipment . . . . . 137-142  
 Locking Flange . . . . . 184  
 Locks (Beer Faucet) . . . . . 195
- Locks (Brewers Sampling Valves) . . . . . 262  
 Locks (Combination) . . . . . 113  
 Locks (Cylinder-for Vending Machines) . . . . . 113  
 Locks (Padlock) . . . . . 113  
 Lubricants (Sanitary Food Grade) . . . . . 239  
 Lukr Faucets . . . . . 188
- M**  
 Mag Drive Pump/Motor Assembly . . . . . 54  
 Manifold (Test/Charge-Refrigeration) . . . . . 111  
 Manifolds (Beer) . . . . . 207  
 Manifolds (Line Cleaning/Sanitizing) . . . . . 57, 125  
 Manual CO<sub>2</sub> & N<sub>2</sub> Changeover Valves . . . . . 6, 233  
 Maxi-Vac Line Cleaning Pumps . . . . . 123  
 Mccann's Carbonators . . . . . 48  
 Mcdantim Blenders . . . . . 161  
 Motorless Carbonating/Nitro Tanks . . . . . 47, 142  
 Motors (Agitator) . . . . . 46, 109, 147  
 Motors (Carbonators & Chillers) . . . . . 48, 51, 146  
 Motors (Condenser Fan) . . . . . 109, 147  
 Motors (Fan) . . . . . 109  
 Mounting Brackets (Syrup Pump) . . . . . 22, 24, 27  
 Mounting Hardware Kits (Columns) . . . . . 166  
 Multi-Tester (Voltage) . . . . . 113  
 Mustang Universal Beverage Dispensers . . . . . 44
- N**  
 National Chemicals . . . . . 127-129  
 Needle Nose Pliers . . . . . 120  
 Needle Valves (All Types) . . . . . 87  
 Nitrile Gloves (Black Or Orange) . . . . . 136, 263  
 Nitrogen Changeover Valves (Auto) . . . . . 4, 5, 232  
 Nitrogen Changeover Valves (Manual) . . . . . 6, 233  
 Nitrogen Cylinders . . . . . 2  
 Nitrogen Fittings . . . . . 67, 231  
 Nitrogen Generators . . . . . 162  
 Nitrogen Infusers . . . . . 161  
 Nitrogen Regulators (Beer) . . . . . 218-220  
 Nitrogen Regulators (Coffee) . . . . . 141  
 Nitrogen Regulators (Soda) . . . . . 60-62  
 Nitrogen Regulators (Wine) . . . . . 141  
 Nitrogen Valves . . . . . 10  
 Nitrogenating Stones . . . . . 47  
 Nitrogenating Tanks (Motorless) . . . . . 47, 142  
 Nuts (Beer Thread) . . . . . 206
- O**  
 Oetiker Clamps & tools . . . . . 83-85, 214, 216  
 One Trip Only Caps (Product Tank) . . . . . 20  
 O-Ring Tool Kit . . . . . 120  
 Overflow Bottle (for Foam Preventers) . . . . . 224, 226, 228
- P**  
 Padlocks . . . . . 113  
 Pallet Jacks . . . . . 117  
 Panels (Beer Pump) . . . . . 226, 230  
 Panels (Secondary Regulator) . . . . . 223-230  
 Parts Boxes . . . . . 122  
 Perlick Power Paks . . . . . 148-149  
 Permanent O-Ring (ABC) . . . . . 9, 67, 231  
 Permanent O-Ring Conversion Kit . . . . . 9  
 Pest Control Products . . . . . 29, 135, 250  
 Petro-Gel Lubricant . . . . . 239  
 Ph Testers (Digital & Test Strips) . . . . . 134  
 Picnic Pumps (All Types) . . . . . 236-238  
 Picnic Pumps (Replacement Parts) . . . . . 236, 239  
 Pigtails (5 & 15-Turn Proof Coils) . . . . . 262  
 Pilferage Protectors (Cyl. Valves) . . . . . 9  
 Pincers (for Ear Clamps) . . . . . 85, 216  
 Pinch-Off Tool . . . . . 85, 120, 216  
 Pin-Lock Socket . . . . . 16, 265  
 Plastic Fittings . . . . . 100-105  
 Pliers (All Types) . . . . . 118-120  
 Pliers (Snap Ring) . . . . . 7  
 Plug (Beer Faucet) . . . . . 195  
 Plug Adapters (Pin-Lock & Ball-Lock) . . . . . 16  
 Plugs (Electrical) . . . . . 49  
 Pony Pump (Keg Pump) . . . . . 236  
 Portable Dispensers (Jockey Boxes) . . . . . 240-241  
 Post-Mix Soda Dispensers (All Types) . . . . . 31-44  
 Post-Mix Valves (All Brands) . . . . . 35-41  
 Power Cords . . . . . 51, 147  
 Power Paks . . . . . 148-149  
 Pre-Chillers . . . . . 50  
 Pre-Mix Cocktail Agitation/Dispensing Kits . . . . . 142  
 Pre-Mix Dispensing Valves/Guns . . . . . 58-59  
 Pressure Tester (for Kegs) . . . . . 121  
 Probes (for Carbonators) . . . . . 46, 48-49

Procon Pump Accessories	54	Shelving (Equipment/Chillers)	152	Trunklines (Glycol)	156
Procon Pumps	52-54	Shelving (Carbonator)	51	Tubing & Hose Cutters	82, 85, 119, 215
Product Tank Adapter/Conversion Plugs	16	Shives (Cask)	249	Tubing (Air Ducting)	158
Product Tank Insulation Jacket	20, 264	Shut-Off Valves (All Types)	67, 87, 206, 231	Tubing (Bag-N-Box)	28
Product Tank Replacement Parts	13-15	Silicone Lubricants	239	Tubing (Beer Related)	210-213
Product Tanks (Corny Kegs)	12	Silicone Sealant	135	Tubing (Copper)	77, 112
Proof Coils (5 & 15 Turn)	262	Silicone Tubing (Hi Temperature)	260	Tubing (Drain)	81, 211
Propylene Glycol 100%	144, 146	Snap Ring Pliers	7	Tubing (EJ Beverage)	212
Pump & Motor Assembly (Chillers)	146, 150	Snap Rings (CO <sub>2</sub> Cylinders)	3	Tubing (Foam Insulation)	86, 158, 209
Pump & Motor Coupling	147	Soda/Water Fountain Faucets	45	Tubing (Homebrew Conv Kit)	269
Pump Panels (Beer Pump-All Types)	226, 230	Soaps (Low Foam for Glass Washers)	122	Tubing (Outdoor Gas Line)	81
Pumps (Agitator)	46, 109, 147	Socket (Pin-Lock)	16, 265	Tubing (Silicone Hi Temp)	81, 213, 260
Pumps (Beer-Flojet & Shurflo)	160	Solvent (Lime & Mineral)	129	Tubing (Soda Bundles)	82
Pumps (Bottled Water)	74	Spacers (for Kegs)	246-247	Tubing (Soda)	78-82
Pumps (Brix-Shurflo)	23	Spacers (for Shanks)	166, 185	Tubing (Wine)	142
Pumps (Condensate Removal)	111	Special Event Items	236-245	Tubing Bender (3/8" Copper Tube)	119
Pumps (Glycol Add-On for Chillers)	146, 150	Spiles (Cask)	249	Tubing Clamps (All Types)	83-84
Pumps (Line Cleaning)	123	Splicers & Tailpieces (Beer)	208	Tubing Cutters (All Types)	85, 119, 215
Pumps (Picnic)	236-238	Squeeze Valves (Pre-Mix)	58	Tubs (Gorilla/Tubtrugs-Flexible Tubs)	244
Pumps (Rotary Vane-Procon)	52-54	Stackers (for Kegs)	246-247	<b>U</b>	
Pumps (Submersible)	46, 109	Stainless Steel Cleaner	135	UBC Chillers	144-145
Pumps (Syrup & Beverage-Flojet & Shurflo)	22-25	Stainless Steel Fittings (All Types)	93-99	<b>V</b>	
Pumps (Water Booster)	75	Stands (for Chillers & Other Equip)	152	Valves (Access-Refrigeration)	112
Push-In-Tube Fittings	100-102	Stands (for Drop-In Ice/Drink Units)	44	Valves (Adapt-A-Valve)	76, 91
Python (Glycol Trunkline)	156	Stands (for Ice Chests)	56	Valves (Ball-All Types)	67, 87, 206
<b>Q</b>		Starter (Relay)	111	Valves (Bleeder)	265
Quick Chill Products (from Perlick)	148-152	Stir Bars	268	Valves (Brewers Sampling)	261
Quick Coupler (for CO <sub>2</sub> )	67, 231	Stones (Carbonating/Nitrogenating)	47	Valves (Check)	17, 55
Quick Couplings (Colder Products)	106-107	Storage Boxes (Rack & Cabinet)	122	Valves (Cleaning Can)	124
Quick Fill CO <sub>2</sub> Connector	9	Stout Faucets	189	Valves (CO <sub>2</sub> and Nitrogen)	10
<b>R</b>		Strainers	54-55	Valves (CO <sub>2</sub> /N <sub>2</sub> Cylinder Changeover)	6, 233
Racks (Bag-N-Box)	21	Submersible Agitator Pump	46, 109	Valves (Flow Check)	17, 55
Racks (Up to 1/2 Barrel Keg)	245	Superflush Line Cleaner	133	Valves (Flow Reversal)	160
Ramps (for Hand Trucks)	117	Syrup Pump Fittings	23, 26	Valves (Needle)	87
Recirculating Carbonators	50	Syrup Pump Mounting Brackets	22, 27	Valves (Post-Mix)	35-41
Recirculating Glycol Trunklines	156	Syrup Pumps (Flojet & Shurflo)	22-25	Valves (Pre-Mix)	58-59
Recirculating Line Cleaning Pumps	123	Syrup Racks (Bag-N-Box)	21	Valves (Relief)	55
Refractometers	29, 153	Syrup Separators	42	Valves (Saddle-Lead Free)	76, 91
Refrigeration Access Valves	112	Syrup Tank (Replacement Parts)	13-15	Valves (Sanitizing)	23
Refrigerator Conversion Kits	266	Syrup Tanks (Corny Kegs)	12	Valves (Shut-Off)	67, 87, 206, 231
Regulator Fittings (Beer & Soda)	67, 231	<b>T</b>		Valves (Transfer)	23, 26
Regulator Repair Parts (Beer)	222	T-Clip Fasteners	86	Vantage Synergy Products	127
Regulator Repair Parts (Soda)	65	T-Handle Locks (Vending Machines)	113	Vending Machine Cleaning Cards	113
Regulators (Beer)	217-222, 230	Tail Pieces & Splicers (Beer)	208	Vending Machine Locks	113
Regulators (Coffee)	141	Tamper Evident Caps (Product Tank)	20	Vending Machine Hand Trucks	114-115
Regulators (Nitrogen)	60-62, 218-220	Tamper Evident Ties (Product Tank)	20	Vent Device (for Keg Fillers)	269
Regulators (Panel Assemblies)	223-230	Tank Boot	7	Vinyl Ducting	158
Regulators (Replacement Parts)	65, 222	Tank Brushes/Handles	263	Voltage Tester	113
Regulators (Soda)	60-65	Tanks (Carbonating/Nitrogenating)	47, 142	<b>W</b>	
Regulators (Water Pressure)	76	Tanks (Product)	12	Wall Brackets (Beer)	207
Regulators (Wine)	141	Tape (Aluminum)	86, 209	Wall Brackets (for Chillers)	152
Relay (Starter/Relay)	111	Tape (Cold Temperature)	86, 209	Wall Couplings (for Beer Dispensers)	242
Relief Valves (Multi Purpose)	55	Tape (Duct)	86, 209	Wash Down Hose (Brewery)	251
Rinsers (Glass & Drains)	174, 177-182	Tape (Electrical)	49	Washers (Beer Service Kit)	214
Rotary Vane Fluid Pumps	52-54	Tape (Foam Insulation)	86, 209	Washers (CO <sub>2</sub> )	7, 9, 67, 231
<b>S</b>		Tape (Teflon-PTFE Thread Sealing)	95, 135	Washers (Flare)	93
Saddle Valves (Lead Free)	76, 91	Tape (Vinyl)	86, 209	Washers (Wall Coupling)	242
Safecid Line Cleaning Chemicals	134	Tapping Kits (Beer Dispensers)	241	Water Booster Pumps/Systems	75
Sample Faucets (Home Brewers)	265	Taps (Cask-All Types)	248	Water Filtration Systems	70-74
Sample Valves (Brewers)	261	Taps (Keg-All Styles)	198-201	Water Fountain Faucets	45, 77
Sanitary Caps (Product Tank)	20	Taps (Keg-Repair Parts)	202-205	Water Pressure Regulators	76
Sanitizers and Detergents	129, 131	Taps (Keg-Wine)	141, 199	Wheels (for Hand Trucks)	114, 117
Sanitizing Manifolds	57	Test Coupler (Pressure/Temp)	121	Winch Lift Unit	117
Sanitizing Valves (Shurflo)	23	Test Strips (Iodine, Chlorine, Ph)	134	Wine Dispensing Products	137-142
Satchel Compartment Boxes	122	Thermometers (All Types)	30, 112	Wingnuts (Beer Thread)	206
Scale (Refrigeration Charging)	111	Thermostats	147, 151	Wire Connectors (Caps, Eylets, Spades)	49
Scouring Pads	135	Thread Protectors (Cyl. Valves)	9	Wire Cutters & Strippers	119
Screwdrivers	119-120	Thread Sealant Tape & Liquid	95, 135	Wire Rack (Cold Plates)	57, 243
Sealant (PTFE-Liquid & Tape)	135	Three-M Filtration (Water)	72	Wire, Bulk (3-Wire, 16 & 14 Gauge)	49
Sealant (Silicone 100%)	135	TM Desanamax Line Cleaners	132	Wrenches (Adjustable)	119
Secur-A-Tie Tamper Evident Fasteners	20	Tool Box	122	Wrenches (Allen-S.A.E. & Metric)	119
Selecto Filtration (Water)	73	Tools (Flaring)	119	Wrenches (Beer Specialty)	121
Self-Closing Faucets	77, 190	Tools (General Hand)	118-121	Wrenches (CO <sub>2</sub> )	7
Separators (for Syrup)	42	Tools (O-Ring Removal/Install Kit)	120	Wrenches (Filter)	73
Service Cords (Line Only or Male Plug)	49, 51, 147	Tower Cooling Kit	268	Wrenches (Refrigeration)	118
Shank Replacement Components	185	Tower Expansion Kits	167	Wrenches (Spanners for Push-In Fittings)	99
Shanks (Chrome Plated)	184-185	Towers (All Types for Beer)	163-165, 168-175	Wunderbar (Bar Guns & Accessories)	31-34, 58
Shanks (Column)	167	Towers (Coffee)	137-138	<b>Z</b>	
Shanks (Dual)	185	Towers (Water)	45	Zip Ties (Self Locking)	158
Shanks (Stainless Steel)	184-185	Towers (Wine)	137-138		
Shanks (Thread-In)	184	Transfer Valves (Flojet & Shurflo)	23, 26		
Shanks (Tower)	168-169	Transformer	46		
Shanks (Wine)	139-140	Tri Clover Compatible Fittings	252-261		

# PREMIX COCKTAIL AGITATION / DISPENSING KITS

Keeps premix properly mixed for dispensing without having to stir

# NEW

## FOXXX

### NOW STOCKING WITH OR WITHOUT PRODUCT TANKS

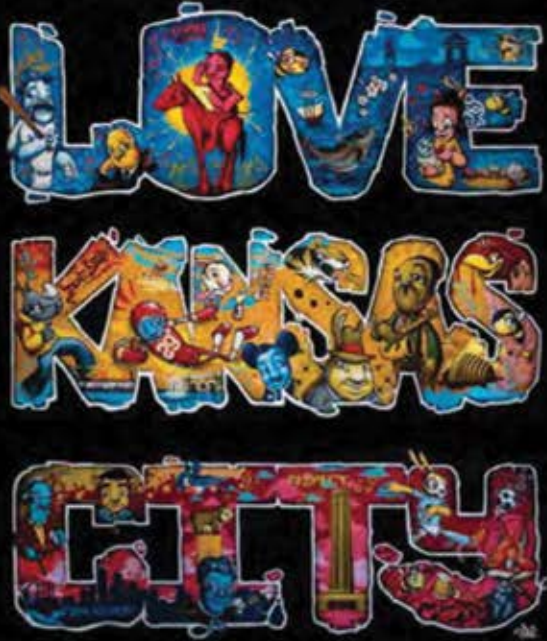
Can be used with any size  
product tank



### EASY TO INSTALL SIMPLE TO USE

Call today for details  
(page 142)





**Kansas City Branch**  
*Serving Eastern United States*

421 Southwest Blvd  
Kansas City, MO 64108

P: 1 (800) 821-2254 || (816) 421-3600  
F: 1 (800) 972-0282

M-F: 7am - 5pm CST

[kcsales@foxxequipment.com](mailto:kcsales@foxxequipment.com)

**Denver Branch**  
*Serving Western United States*

955 Decatur St. Unit B  
Denver, CO 80204

P: 1 (800) 525-2484 || (303) 573-1766  
F: 1 (800) 479-8533

M-F: 8am - 5pm MST

[denversales@foxxequipment.com](mailto:denversales@foxxequipment.com)



[www.foxxequipment.com](http://www.foxxequipment.com)



**FOXX**  
EQUIPMENT COMPANY

421 Southwest Blvd.  
Kansas City, MO 64108

PRSR-STD  
US POSTAGE  
PAID  
Kansas City, MO  
Permit No. 1865

**SHOP & SAVE**

**ONLINE  
SPECIALS**

Visit us Online at

**[WWW.FOXXEQUIPMENT.COM](http://WWW.FOXXEQUIPMENT.COM)**



The creative illustrations featured are original works produced by a local artist. Many of his works can be found on the walls of buildings in the Kansas City area.

We are proud to support the arts in our community and hope this art provides a little joy to you and all that view it. To see more work by this talented local artist, visit

[www.scribeswalk.com](http://www.scribeswalk.com)